




# BEEF & LAMB STANDARDS

OCTOBER 2022



VERSION 5: 1 OCTOBER 2022



# BEEF & LAMB STANDARDS

## DEAR VALUED MEMBER,

**Thank you for being part of the Red Tractor Beef and Lamb assurance scheme.**

These comprehensive standards underpin our industry's strength and credibility, securing its future as a world-leader in animal health and welfare and responsible medicines use.

They have been written, reviewed and approved by our Technical Advisory Committee, which is made up of farmer representatives, leading industry experts and supply chain stakeholders, and our Sector Board. Some standards have been introduced or revised to help our members adapt to changes in legislation or meet evolving supply chain demands.

We are pleased to have consensus on advancing our sector in many important areas, including bringing an end to tethered housing systems and wider use of analgesic and anaesthetic when carrying out husbandry procedures.

Agreement has also been reached on managing BVD through an eradication programme detailed and implemented in your herd health plan. Initially this is a recommendation, but from October 2022 it will become a standard.

These are necessary standards for our members as they will drive our sector forward, carefully balancing the evolving needs of consumers, farmers, processors and retailers. In an ever-changing world, Red Tractor assurance is your definitive point of reference for peace of mind that your farm business meets key requirements to supply the food chain.

For example, your scheme aligns with the Campaign for Responsible Rodenticide Use (CRRU) Code of Practice, meaning you can purchase and use effective rodenticides without the extra cost of training and licensing.

Building on the sector's reputation on antibiotic use, Red Tractor's medicine standards align with the new Responsible Use of Medicines in Agriculture (RUMA) Alliance. This helps to deliver against the industry's commitment to use antibiotics responsibly, improve staff training and minimise the development of antibiotic resistance.

With ever-increasing interest and scrutiny of how food is produced, compliance with these standards not only serves to protect the reputation of your own farm, but the entire sector in which you play a vital part.

Here's to a secure and sustainable future for British farming.

Best wishes,

A handwritten signature in dark red ink, reading 'Alistair Mackintosh'.

**Alistair Mackintosh**

Chair, Red Tractor beef and lamb sector board



The Red Tractor assurance journey begins on farms, and **our members have a vital role to play** in building and maintaining the trust of the British public.

As the provider of the UK's largest and most comprehensive food standards scheme, Red Tractor is the lynch pin for the entire supply chain, balancing legislation and the competing demands of consumers, farmers, processors and retailers.

**Our Standards are written, revised and approved by our Technical Advisory Committees and Sector Boards in close consultation with farmer representatives and leading industry experts, all working to future-proof the industry.**

This is essential given the demand for food traceability, growing consumer awareness of animal welfare and pesticide issues and a need to protect and enhance the environment.

Please note that the standards must be read in conjunction with the **Member Rules** at the back of this manual, which all scheme members are bound by.

For more information on the Red Tractor Assurance Scheme, visit: **[redtractorassurance.org.uk](http://redtractorassurance.org.uk)**.





# HOW TO USE THIS GUIDE


Our standards are organised in sections. The **AIM** of each standard or group of standards is clearly explained. All of the words against each standard, including the column **'How you will be measured'**, form part of it.

Standard coding begins with a two-letter prefix which identifies the section (e.g. EC for Environmental Protection and Contamination Control). You may notice that the codes are not always consecutive – rest assured that no information is missing from this guide.

Assessors will use this code together with one to identify the enterprise to which it relates (e.g. B or L for Beef & Lamb) to record any non-conformances on the report at the end of the assessment.

Look out for the **guidance boxes** throughout this guide – these offer useful tips to help you meet the relevant standard.

**Key** while all standards must be met, particular attention should be paid to these as they can have implications for your certification

**Not Applicable**  Identifies a standard an assessor may deem as not applicable to some memberships. While certain Red Tractor standards apply to all, others are applicable only where a particular practice, process, facility or system is in place.


**Recommendation** this is not a standard and a non-conformance raised will not affect your certification. However these are recommended actions to undertake to help demonstrate working to Red Tractor and industry core principles

**New** a completely new standard which the member must now adhere to, or a new recommendation

**Revised** a standard that has changed and requires the member to take some different or additional action to before

**Upgraded** the standard has been upgraded to a Key standard or from a Recommendation to a full standard

**Appendix** indicates that additional information is provided in the Appendices at the back of this manual and can also be found by visiting: [redtractorassurance.org.uk](https://redtractorassurance.org.uk)

 this icon indicates that a **record** is required and suggests potential documentary evidence which could be used to show compliance

## WHERE TO FIND HELP



At the end of each section this icon indicates where you can get **additional information**, should you need it.

Visit our website: [redtractorassurance.org.uk](https://redtractorassurance.org.uk) for additional help.



## CONTENTS

	How the Red Tractor assurance scheme works .....	06
<b>HF</b>	Housing, Shelter and Handling Facilities .....	10
<b>FW</b>	Feed and Water .....	12
<b>AH</b>	Animal Health and Welfare .....	15
<b>TI</b>	Traceability and Assurance .....	18
<b>CR</b>	Youngstock (Calves and Lambs) .....	20
<b>AM</b>	Animal Medicines .....	21
<b>HP</b>	Husbandry Procedures .....	24
<b>FS</b>	Fallen Stock .....	25
<b>BI</b>	Biosecurity and Disease Control .....	26
<b>LT</b>	Livestock Transport .....	27
<b>EC</b>	Environmental Protection and Contamination Control .....	29
<b>VC</b>	Vermin Control .....	33
<b>PL</b>	Personnel .....	34
<b>DP</b>	Documents and Procedures .....	35
	Appendices .....	37
	Member rules .....	51
	Certification bodies .....	59



# HOW THE RED TRACTOR ASSURANCE SCHEME WORKS

Red Tractor is the body that sets the standards a member must conform to in order to be certified.

We license independent contractors, known as certification bodies, to carry out assessments and certification. They manage membership and will be your day-to-day contact.

All our certification bodies work to the same standards and procedures, and all their assessors have relevant training and experience. You can choose any one and get the same service, just like getting an MOT for your vehicle.

**You must conform to the standards and the membership rules at all times to be a member.** It is important to keep up to date of any changes because both standards and membership rules may occasionally be amended. Please check: [redtractorassurance.org.uk](https://redtractorassurance.org.uk) for updates to standards.



## HOW TO JOIN

To become Red Tractor Assured, first choose one of our licensed certification bodies. You can see the full list of our certification bodies and the standards they can certify on the back page of this booklet.

To join the scheme, contact any one of the certification bodies and they will send you an application pack. You can apply to join at any time throughout the year and your membership must be renewed annually.

Before applying, make sure you read the membership rules and the standards you must conform to. These detail what you need to do and how you will be assessed.

If applying for more than one scheme, your certification body may apply a discount and

will coordinate the assessment together in a single visit where possible.

You are welcome to choose a different certification body for each of the various enterprises or activities you wish to be certified for and the relevant assessments will be conducted separately.

**It is possible to change your certification body at any time and maintain your 'Red Tractor Assured' status, provided you have no outstanding non-conformances or obligations.**

Please pay particular attention to the limitation of liability provisions set out in Rules 74 – 76.



Remember to provide your certification body with your up-to-date contact details and add **rtfcomms@redtractor.org.uk** to your email contacts to make sure you receive the latest guidance and information to help your assurance certification.



# SIX STEPS TO RED TRACTOR ASSURANCE

## 1. APPLICATION

Send an application and fee to your chosen certification body detailing all the relevant holdings/premises. Receipt will be acknowledged in 14 days and the assessment will be arranged.



## 2. INITIAL ASSESSMENT

The assessor will talk to you about your business as you walk together around (or facilitate remote viewing via video-streaming of) the facilities, look at the livestock/crop as applicable and check your paperwork.

They will need to talk to your staff too about what they do. Any areas which do not meet the standards (which we refer to as “non-conformances”) will be highlighted to you throughout the assessment.

They are not allowed to advise on, or suggest, how you need to correct things. You will be left or sent a report which will contain details of any non-conformances, an indication of the evidence you will be expected to provide (e.g. invoices, photos, photocopies, letter from vet) and the timescales for action.



## 3. NON-CONFORMANCES

You must supply your certification body with evidence that you have corrected everything as explained in the non-conformance report.

In some cases, a revisit may be required and this may incur a charge. Your application will lapse if you do not correct everything satisfactorily and in good time.



## 4. ISSUE CERTIFICATE OF CONFORMITY

Once satisfactory evidence has been provided, you will be entered as ‘Assured’ on the Scheme Member Checker database and you can then sell your product(s) as ‘Assured’. You may receive an actual certificate in electronic format or printed, but the status on the Scheme Member Checker database is definitive.



## 5. RENEWAL

You will be invited to renew your membership annually, 12 months after the initial assessment and every 12 months thereafter. You will receive a renewal notice and a maximum of two reminder letters.



## 6. ROUTINE ASSESSMENTS AND SPOT CHECKS

An assessor will make routine visits (or carry out remote assessments) similar to your initial assessment to check you are continuing to conform to the standards at all times.

These assessments will normally be held no further apart than 18 months for dairy and beef and lamb schemes. Assessment timings may be altered to accommodate multiple schemes on one farm visit.

### SPOT CHECKS

You may also be subject to spot check visits, some of which may be unannounced as part of our risk-based approach to inspections. To find out more about this, please see: [redtractorassurance.org.uk](https://redtractorassurance.org.uk).

## NON-CONFORMANCE - WHAT HAPPENS NEXT?

If you do not conform to any standards you must provide evidence, normally within 28 days, that you have rectified them as outlined at steps 2 and 3 above.

If you have a major non-conformance or excessive non-conformances against the standards, your certification may be suspended until you have shown you have put this right.

### Suspension:

Your membership and certification can also be suspended if you have not put non-conformances right within the time stipulated. If an unannounced spot check as a result of our risk-based approach to inspections shows no improvement the member will still be categorised as high risk and suspended.

Suspension is only lifted once you have proved that you have corrected the non-conformances. In some cases, a revisit may be required.

You must not sell products as 'Red Tractor Assured' whilst your certification is suspended.

### Withdrawal:

If within three months of the suspension date you have not demonstrated that you have corrected the non-conformances, the certification body will withdraw certification and your membership will automatically be closed.

The certification body will also withdraw certification and your membership will automatically be revoked if you are still categorised as high risk following two consecutive unannounced spot checks as a result of our risk based approach to inspections.

You can only regain certification by following the procedure for a new applicant and as long as no other sanctions or non-conformances remain. Your right to sell products as 'Red Tractor Assured' will cease immediately if your certification is withdrawn or if your membership is revoked for any other reason or expires and is not renewed within one month of expiry in accordance with the membership rules.



To help members avoid the most common non-conformances for each sector, we have published useful guides on our website. Go to: [redtractorassurance.org.uk](https://redtractorassurance.org.uk).

## Housing, Shelter and Handling Facilities (HF)

STANDARDS	HOW YOU WILL BE MEASURED
<b>AIM: Safe, comfortable and hygienic housing for all livestock, including youngstock and those close to giving birth</b>	
<p><b>N/A</b></p> <p><b>HF.1 Key</b></p> <p>Housing must be constructed and maintained to provide a safe and secure environment for livestock</p>	<ul style="list-style-type: none"> <li>■ <b>HF.1.a</b> Housing secure to prevent straying/escaping</li> <li>■ <b>HF.1.b</b> There are no sharp edges, projections or other features presenting a hazard to livestock</li> <li>■ <b>HF.1.c</b> Electrical installations are inaccessible to livestock</li> <li>■ <b>HF.1.d</b> Lights over feed troughs are shatterproof/protected</li> </ul>
<p><b>N/A</b></p> <p><b>HF.2</b></p> <p>Ventilation minimises high humidity, build-up of odours and maintains a comfortable temperature</p>	
<p><b>N/A</b></p> <p><b>HF.3</b></p> <p>Floor surfaces are sound, well constructed and maintained and livestock can walk at ease without slipping or risk of injury</p>	<ul style="list-style-type: none"> <li>■ <b>HF.3.b</b> Design of any slats are suitable for the species and do not cause livestock to slip or cause foot injuries. Non slatted lying areas provided to breeding cows, in-calf heifers, and calves</li> </ul>
<p><b>N/A</b></p> <p><b>HF.4 Key</b></p> <p>Conditions in housing must be maintained in a manner that ensures livestock are able to keep clean <b>UPGRADED</b></p>	<ul style="list-style-type: none"> <li>■ <b>HF.4.a</b> Lying areas are well-drained and regularly cleaned out to avoid a build-up of dirty bedding</li> <li>■ <b>HF.4.b</b> All livestock sent to slaughter meet abattoir cleanliness specifications</li> </ul>
<p><b>N/A</b></p> <p><b>HF.4.1</b></p> <p>Safe, suitable, and legal bedding is provided in lying areas</p>	<ul style="list-style-type: none"> <li>■ <b>HF.4.1.a</b> Bedding (used in lying areas including cubicles, loose housing, non-slatted lying areas, and corrals) is non-injurious, non-toxic and is absorptive</li> <li>■ <b>HF.4.1.b</b> Where slatted flooring is used for newborn and young lambs, bedding is provided</li> <li>■ <b>HF.4.1.c</b> Delivery records of waste materials used for bedding are kept e.g. recycled woodchip, paper</li> <li>■ <b>HF.4.1.d</b> Waste exemptions to use such materials are registered with the Environment Agency and kept</li> </ul>
<p><b>R</b></p> <ul style="list-style-type: none"> <li>■ Delivery records</li> <li>■ Waste transfer notes</li> <li>■ Waste exemption records</li> </ul>	
<p><b>N/A</b></p> <p><b>HF.5</b></p> <p>Housing must be lit during normal daylight hours (natural or artificial) to allow normal behaviours, rest and effective inspection of livestock <b>REVISED</b></p>	<ul style="list-style-type: none"> <li>■ <b>HF.5.a</b> Adequate lighting (whether fixed or portable) is available to enable inspection of stock at any time</li> <li>■ <b>HF.5.c</b> A period of rest from artificial lighting is provided daily</li> </ul>

STANDARDS	HOW YOU WILL BE MEASURED
<b>AIM: Housing and grouping should be specific to livestock size and requirements</b>	
<p><b>N/A</b></p> <p><b>HF.6</b> Housing must be of sufficient size</p>	<ul style="list-style-type: none"> <li>■ <b>HF.6.a</b> Cubicle housing systems allow at least one cubicle per animal</li> <li>■ <b>HF.6.b</b> Cubicle design and size is suitable for the animal breed and size</li> <li>■ <b>HF.6.c</b> Group yards and loose housing systems allow space for them all to lie down simultaneously, rise without difficulty, turn around and stretch.</li> </ul>
<b>GUIDANCE:</b> See Appendix for recommended space allowances	
<p><b>N/A</b></p> <p><b>HF.6.1 Key</b> Tethered housing systems are not permitted <b>REVISED</b> <b>UPGRADED</b></p>	<p><b>GUIDANCE:</b> Definition of tethered housing: a housing practice used throughout the housed period whereby the stock is fed, watered and sleeps within the area defined by the reach of its restraining method</p>
<p><b>HF.7</b> Livestock grouped according to age, size and production status (exception cow/calf, ewe/lamb, and goat/kid)</p>	<ul style="list-style-type: none"> <li>■ <b>HF.7.b</b> Livestock (including stock bulls) allowed the sound and view of other livestock (except where segregated/isolated)</li> <li>■ <b>HF.7.c</b> Fractious or fully horned cattle are not mixed with unfamiliar groups or are removed from the group if there is evidence of injury or bullying</li> <li>■ <b>HF.7.d</b> Sexually mature male and female livestock kept apart (unless breeding is planned)</li> </ul>
<b>AIM: Appropriate, well maintained facilities are available for specific activities</b>	
<p><b>HF.8</b> Handling facilities (fixed or portable systems) must be in place or easily accessible <b>REVISED</b></p>	<ul style="list-style-type: none"> <li>■ <b>HF.8.a</b> There are no sharp edges, projections or other features presenting a hazard to livestock or handlers</li> <li>■ <b>HF.8.b</b> Sheep dip is covered when not in use</li> <li>■ <b>HF.8.c</b> A crush or restraining gates, if applicable, is structurally sound and stable</li> </ul>
<p><b>HF.9</b> There must be appropriate facilities for livestock to give birth which are maintained in accordance with scheme standards</p>	<ul style="list-style-type: none"> <li>■ <b>HF.9.a</b> Restraining facility (e.g. crush/restraining gates) available for use when livestock give birth</li> </ul>
<b>AIM: Appropriate facilities are available for loading and unloading of livestock</b>	
<p><b>HF.10</b> Facilities must be available on-farm that enable the loading and unloading of livestock with minimal stress <b>REVISED</b></p>	<ul style="list-style-type: none"> <li>■ <b>HF.10.a</b> Adequate lighting to inspect stock at point of loading</li> <li>■ <b>HF.10.b</b> Structurally sound and stable gates/ barriers to prevent livestock escaping</li> <li>■ <b>HF.10.c</b> Facilities are free from sharp edges or other projections which may cause injury to livestock and handlers</li> <li>■ <b>HF.10.d</b> If loading ramps are used, they are designed to minimise the risk of slipping and have secure side guards – ramp angles do not exceed 26.6° for adult cattle and sheep, 20° for calves</li> <li>■ <b>HF.10.e</b> The use of tailgating to overcome site access issues and minimise journey lengths is only permitted if it occurs within the loading site boundary, with suitable facilities (as defined in legislation)</li> </ul>
<b>AIM: Appropriate shelter and conditions are available at all times for livestock kept outdoors (applicable to livestock in fields, corrals and forage crops)</b>	
<p><b>HF.11</b> Livestock kept outdoors must have access to shelter (natural or man-made; hedges, trees, walls) and well-drained lying areas <b>REVISED</b></p>	

## Housing, Shelter and Handling Facilities (HF) (continued)

STANDARDS	HOW YOU WILL BE MEASURED
<p><b>HF.12</b> There must be controls in place to minimise overgrazing and poaching</p>	<ul style="list-style-type: none"> <li>■ <b>HF.12.a</b> Outdoor feeding areas are situated so that they do not become excessively poached or allow a large build-up of dung</li> </ul>
<div data-bbox="98 344 172 405" style="float: left; margin-right: 10px;"> </div> <p><b>WHERE TO FIND HELP</b></p> <ul style="list-style-type: none"> <li>■ Further information on housing and handling facilities is given in the Code of Recommendations for the Welfare of Livestock – Cattle: <a href="https://assets.publishing.service.gov.uk/government/uploads/system/uploads/attachment_data/file/69368/pb7949-cattle-code-030407.pdf">https://assets.publishing.service.gov.uk/government/uploads/system/uploads/attachment_data/file/69368/pb7949-cattle-code-030407.pdf</a>            Sheep: <a href="https://assets.publishing.service.gov.uk/government/uploads/system/uploads/attachment_data/file/69365/pb5162-sheep-041028.pdf">https://assets.publishing.service.gov.uk/government/uploads/system/uploads/attachment_data/file/69365/pb5162-sheep-041028.pdf</a></li> <li>■ For additional practical guidance on housing, ventilation, bedding, handling etc. visit: <a href="http://beefandlamb.ahdb.org.uk/returns">beefandlamb.ahdb.org.uk/returns</a></li> <li>■ For more information on presenting clean sheep for slaughter visit: <a href="https://www.food.gov.uk/sites/default/files/media/document/cleansheep0507%20%281%29.pdf">https://www.food.gov.uk/sites/default/files/media/document/cleansheep0507%20%281%29.pdf</a></li> <li>■ For more information on presenting clean cattle for slaughter visit: <a href="https://www.food.gov.uk/sites/default/files/media/document/cleanbeefsaf1007%20%281%29.pdf">https://www.food.gov.uk/sites/default/files/media/document/cleanbeefsaf1007%20%281%29.pdf</a></li> </ul>	


## Feed and Water (FW)

AIM: All livestock receive a daily diet sufficient to maintain full health	
<p><b>FW.1 Key</b> Livestock must be provided with sufficient feed to maintain rumen function and suitable to the production status and body condition of the animal</p>	
<p><b>FW.1.1</b> A system is in place to ensure newborn calves/lambs receive sufficient, suitable colostrum within six hours <b>REVISED</b></p>	<ul style="list-style-type: none"> <li>■ <b>FW.1.1.b</b> Alternative sources of colostrum (fresh/frozen/artificial) are available in the event of the dam not being able to produce</li> </ul>
<p><b>N/A</b> <b>FW.2</b> All livestock must be provided with sufficient access to feed <b>REVISED</b></p>	<ul style="list-style-type: none"> <li>■ <b>FW.2.a</b> There is enough feeding space per animal - dependent on the system of feeding. See Appendix for recommended space allowances</li> </ul>
<p><b>N/A</b> <b>FW2.1</b> Feeding systems inc. automatic feeders are checked at least daily to ensure they are working and clean <b>NEW</b></p>	
<p><b>FW.3 Key</b> All livestock must be provided with adequate access to a supply of fresh, clean drinking water <b>REVISED</b></p>	<ul style="list-style-type: none"> <li>■ <b>FW.3.a</b> The water supply is sufficient to cover times of peak demand e.g. during hot weather/ lactation, and there is sufficient trough space/drinkers for the number of livestock</li> </ul>
	<ul style="list-style-type: none"> <li>■ <b>FW.3.b</b> Water is easily accessible to livestock and troughs do not obstruct walkways and feeding areas and do not have the potential to cause injury to livestock</li> </ul>
	<ul style="list-style-type: none"> <li>■ <b>FW.3.c</b> Water troughs are kept clean</li> </ul>
	<ul style="list-style-type: none"> <li>■ <b>FW.3.d</b> Provision is made to ensure an emergency supply of suitable drinking water can be supplied if normal supplies were to fail</li> </ul>
<p><b>GUIDANCE:</b> <i>Emergency water supply is an alternative source of water i.e. tankers, fire service, natural etc.</i></p>	

STANDARDS	HOW YOU WILL BE MEASURED
<b>AIM: Animal feed is suitable and traceable</b>	
<b>FW.4 Key</b> <b>Feed must be suitable</b>	<ul style="list-style-type: none"> <li>■ <b>FW.4.a</b> Feed is not stale or contaminated</li> <li>■ <b>FW.4.b</b> Feed only includes feed materials and additives permitted by the scheme and UK and EU law</li> <li>■ <b>FW.4.c</b> The composition of all purchased and home mixed feed is known</li> <li>■ <b>FW.4.d</b> Materials produced by anaerobic digesters are prohibited for animal feed</li> <li>■ <b>FW.4.e</b> Injurious weeds (e.g. ragwort) that livestock have access to are controlled</li> <li>■ <b>FW.4.f</b> No non-permitted materials are used specifically: <ul style="list-style-type: none"> <li>– no antibiotic or hormonal growth promoters</li> <li>– no animal products or by-products (mammalian, avian or fish) with the exception of fish oils and milk products</li> <li>– no rejected food that contain meats or have been in contact with meat (including bakery)</li> <li>– no catering waste, including used cooking oils</li> </ul> </li> </ul>
<div style="border: 1px solid black; border-radius: 50%; width: 20px; height: 20px; display: flex; align-items: center; justify-content: center; margin-bottom: 5px;">N/A</div> <b>FW.5</b> <b>Bought-in feed must be from an assured source or in specific circumstances with a warranty declaration</b>	<ul style="list-style-type: none"> <li>■ <b>FW.5.a</b> Compounds and blended feed are UFAS, or equivalent</li> <li>■ <b>FW.5.b</b> Bagged or sealed compounded or blended feed, minerals, mineral blocks/ licks (except for rock salt), supplements and milk replacers are sourced from a UFAS merchant or from a non-UFAS merchant by a UFAS, or equivalent, compounder</li> <li>■ <b>FW.5.c</b> Straights from a merchant, processed food by-products and co-products from the biofuels industry are UFAS, FEMAS, or equivalent</li> <li>■ <b>FW.5.d</b> The following materials are sourced with a completed warranty declaration: <ul style="list-style-type: none"> <li>– farm-to-farm supplies of any feeds unexpectedly in surplus</li> <li>– hay and/or silage supplied via forage merchants</li> <li>– roots and vegetable/fruit which have not been processed beyond basic grading and washing</li> </ul> </li> </ul>
<b>R</b>	<ul style="list-style-type: none"> <li>■ Warranty declaration</li> </ul>
<p><b>GUIDANCE:</b> See Appendix for equivalent schemes.  Red Tractor warranty declaration template provides details of what information should be included.</p>	
<div style="border: 1px solid black; border-radius: 50%; width: 20px; height: 20px; display: flex; align-items: center; justify-content: center; margin-bottom: 5px;">N/A</div> <b>FW.5.1 (Recommendation)</b> <b>When sourcing cereals, fruit or vegetables from another farm it is recommended that the supplying farm is a member of a farm assurance scheme</b>	<ul style="list-style-type: none"> <li>■ <b>FW.5.1.a</b> Cereals from an assured combinable crops farm accompanied by a grain passport</li> <li>■ <b>FW.5.1.b</b> Fruit and vegetables from an assured fresh produce farm accompanied by a warranty declaration</li> </ul>
<div style="border: 1px solid black; border-radius: 50%; width: 20px; height: 20px; display: flex; align-items: center; justify-content: center; margin-bottom: 5px;">N/A</div> <b>FW.6</b> <b>Records of all feedstuffs purchased must be kept</b>	<ul style="list-style-type: none"> <li>■ <b>FW.6.a</b> Feed records detail: <ul style="list-style-type: none"> <li>– supplier name</li> <li>– feed type including ingredient composition</li> <li>– date of delivery</li> <li>– quantity</li> <li>– load or batch number</li> </ul> </li> <li>■ <b>FW.6.b</b> Records are kept for 2 years</li> </ul>
<b>R</b>	<ul style="list-style-type: none"> <li>■ Feed delivery documents/ invoices/ warranty declarations/ grain passports/own records</li> </ul>

## Feed and Water (FW) (continued)

STANDARDS	HOW YOU WILL BE MEASURED
<b>AIM: On-farm mixing produces safe animal feed</b>	
<p><b>N/A</b></p> <p><b>FW.7</b></p> <p>When mixing two or more feed materials together records must be kept</p>	<ul style="list-style-type: none"> <li>■ <b>FW.7.a</b> For total mixed rations (TMR) that incorporate forages or moist feeds produced on a daily basis, produce a record of the ingredients and quantities and update it when the mix changes</li> <li>■ <b>FW.7.b</b> For home mixed compounds, meals or blends based on dry feed ingredients records of every batch mixed are kept detailing ingredients, quantities, mixing dates.</li> </ul>
<p><b>R</b></p> <ul style="list-style-type: none"> <li>■ Home mixing records</li> </ul>	
<p><b>GUIDANCE</b></p> <p>Forage only, (forage top-dressed with concentrates) or single feeds mixed with water do not require records</p>	
<p><b>N/A</b></p> <p><b>FW.8</b></p> <p>When the mix formulation changes samples must be kept</p>	<ul style="list-style-type: none"> <li>■ <b>FW.8.a</b> Samples of dry feed ingredients (over 3% inclusion) are kept</li> <li>■ <b>FW.8.b</b> For dry mixes, samples of finished feed mix are kept</li> <li>■ <b>FW.8.c</b> Samples are kept for a minimum of four weeks after last use</li> <li>■ <b>FW.8.d</b> Samples are:               <ul style="list-style-type: none"> <li>– representative (small samples from several different points)</li> <li>– of adequate quantity (approx. 0.5 kg)</li> <li>– free from contamination</li> <li>– identifiable (labelled with feed details and date)</li> <li>– stored in a cool, dry area</li> </ul> </li> </ul>
<p><b>N/A</b></p> <p><b>FW.9</b></p> <p>If mixing using ‘pre-mixtures’, ‘additives’ or medicated feeds you must have local authority approval and meet any associated obligations</p>	<ul style="list-style-type: none"> <li>■ <b>FW.9.a</b> The site has local authority approval</li> <li>■ <b>FW.9.b</b> There is a HACCP system in place</li> <li>■ <b>FW.9.c</b> There is a Quality Control Plan in place</li> <li>■ <b>FW.9.d</b> Additional approval from the Veterinary Medicines Directorate (VMD) is in place if medicated feeds are being incorporated</li> </ul>
<p><b>R</b></p> <ul style="list-style-type: none"> <li>■ Local authority approval</li> <li>■ HACCP</li> <li>■ Quality control plan</li> <li>■ VMD approval</li> </ul>	
<p><b>GUIDANCE:</b> Not applicable to the inclusion of bought in mineral feeding stuffs (labelled as such) used in TMRs. Feed additives are substances such as vitamins, trace elements (e.g. copper and zinc) and preservatives. Pre-mixtures are mixtures of additives at high concentrations.</p>	
<p><b>N/A</b></p> <p><b>FW.10</b></p> <p>Mobile feed mixing contractors must be suitably certified</p>	<ul style="list-style-type: none"> <li>■ <b>FW.10.a</b> Contractors certified to the NAAC Assured Land Based Contractor Mobile Feed Mixing and Processing scheme, or scheme deemed equivalent by Red Tractor</li> </ul>
<p><b>R</b></p> <ul style="list-style-type: none"> <li>■ Contractors’ NAAC registration number</li> </ul>	
<b>AIM: Feed remains clean, palatable and free from contamination</b>	
<p><b>N/A</b></p> <p><b>FW.11</b></p> <p>All feeding and mixing equipment and lorries/trailers/feed boxes/ buckets used for transporting feed are maintained in a clean condition and are suitable for purpose.</p>	


STANDARDS	HOW YOU WILL BE MEASURED
<p><b>N/A</b></p> <p><b>FW.12 Key</b></p> <p>Feed must be stored in a manner which minimises the risk of contamination <b>REVISED</b></p>	<ul style="list-style-type: none"> <li>■ <b>FW.12.a</b> Storage facilities protect against feed contamination by domestic animals, wildlife and vermin</li> <li>■ <b>FW.12.b</b> Storage facilities for dry feed are weatherproof</li> <li>■ <b>FW.12.c</b> In loose feed storage areas lighting is covered unless shatterproof bulbs are used</li> <li>■ <b>FW.12.d</b> Risk of cross-contamination is minimised by ensuring feed is readily identifiable and keeping different feeds separate</li> </ul>
<p> <b>WHERE TO FIND HELP</b></p> <ul style="list-style-type: none"> <li>■ To check if your supplier is UFAS or FEMAS assured visit: <a href="http://www.aictradeassurance.org.uk">www.aictradeassurance.org.uk</a></li> <li>■ For further guidance on the Feed Hygiene regulation visit: <a href="https://www.food.gov.uk/business-industry/farmingfood/animalfeed/animalfeedlegislation/approvregfeedguidance">https://www.food.gov.uk/business-industry/farmingfood/animalfeed/animalfeedlegislation/approvregfeedguidance</a></li> <li>■ To check if your mobile feed mixer contractor is assured visit: <a href="http://www.naac.co.uk">www.naac.co.uk</a></li> <li>■ For more information on injurious weeds see the Identification of Injurious Weeds at: <a href="https://www.gov.uk/government/publications/identification-of-injurious-weeds">https://www.gov.uk/government/publications/identification-of-injurious-weeds</a></li> <li>■ Yes change to - To find a registered feed adviser, and to check the Feed Adviser Register registration of your adviser using their membership number, visit: <a href="https://www.agindustries.org.uk/feed-adviser-register.html">https://www.agindustries.org.uk/feed-adviser-register.html</a></li> <li>■ To find laboratories offering consistent reliable forage analysis services visit the Forage Analysis Assurance Group (FAA): <a href="https://www.faagroup.co.uk/">https://www.faagroup.co.uk/</a></li> </ul>	

## Animal Health and Welfare (AH)

AIM: Proactive management of the health and welfare of all livestock through planning and reviewing	
<p><b>AH.1 Key</b></p> <p>A written Health Plan must be established and implemented <b>REVISED</b></p>	<ul style="list-style-type: none"> <li>■ <b>AH.1.a</b> The plan is signed, dated and reviewed annually by the vet</li> <li>■ <b>AH.1.b</b> The plan is farm specific and updated as and when changes occur</li> <li>■ <b>AH.1.c</b> The plan makes reference to those responsible for livestock and other relevant persons e.g. nutritionist, foot trimmer, shearer, nominated vet or nominated vet practice</li> <li>■ <b>AH.1.d</b> The plan includes as a minimum: <ul style="list-style-type: none"> <li>– biosecurity policy</li> <li>– infectious disease inc. BVD</li> <li>– vaccination</li> <li>– parasite control</li> <li>– foot care and lameness management</li> <li>– mastitis</li> <li>– colostrum policy</li> <li>– husbandry procedures</li> <li>– identifying treated animals</li> <li>– pain relief procedures</li> <li>– dealing with TB reactors</li> <li>– euthanasia</li> </ul> </li> <li>■ <b>AH.1.e</b> Plan is easily accessible to all persons involved in the care and management of the stock</li> </ul>
<p><b>R</b></p>	<ul style="list-style-type: none"> <li>■ Health plan</li> </ul>


## Animal Health and Welfare (AH) (continued)

STANDARDS	HOW YOU WILL BE MEASURED
<p><b>AH.1.1</b> A written annual livestock health and performance review must be undertaken by the nominated vet or a vet from the nominated vet practice <b>REVISED</b></p>	<p>■ <b>AH.1.1.a</b> Review of records/data taking into account those records maintained throughout the year:  <b>Health and performance data</b></p> <ul style="list-style-type: none"> <li>– Lameness</li> <li>– Mortality records</li> <li>– Culling rate (and reasons)</li> <li>– Disease</li> <li>– Parasites</li> <li>– Abattoir feedback</li> <li>– consider industry initiatives e.g. BVDFree England</li> </ul> <p><b>Medicine usage data</b></p> <ul style="list-style-type: none"> <li>– Medicine administration records</li> <li>– Medicine collation</li> <li>– Antibiotic collation</li> <li>– Review HP-CIA use</li> <li>– Prophylactic treatments</li> <li>– Review cascade use</li> </ul> <p>Make recommendations for alternative strategies and reduction where possible</p> <p>■ <b>AH.1.1.b</b> The review is signed and dated by the nominated vet/ or vet from the nominated vet practice</p> <p>■ <b>AH.1.1.c</b> Provide recommendations for any updates to the Health Plan if required</p>
<p><b>R</b></p>	<p>■ Health and performance review</p>
<p><b>N/A</b> <b>AH.1.2</b> BVD eradication must be managed as detailed in the herd health plan</p>	<p>■ <b>AH.1.2.a</b> Plan is being implemented</p>
<p><b>R</b></p>	<p>■ Health plan ■ Test results</p>
<p><b>GUIDANCE:</b> For finishing only herds this detail could be included in the sourcing policy/biosecurity policy e.g. where possible the BVD status is known or requested</p> <p>Management of the breeding herd may include:</p> <ul style="list-style-type: none"> <li>– Vaccination</li> <li>– Tag and test all calves</li> <li>– Blood sampling to determine status of herd</li> <li>– Milk sampling to determine presence of disease</li> <li>– Removal of PI animals from the herd</li> </ul>	
<p><b>AH.2</b> Records of the health and performance of livestock must be maintained <b>REVISED</b></p>	<p>■ <b>AH.2.a</b> Records include an annual collation of:</p> <ul style="list-style-type: none"> <li>– lameness</li> <li>– mortality records inc. cause of deaths if known</li> <li>– culling records and reasons for culling</li> <li>– medicine records including reason for treatment</li> <li>– abattoir feedback (where provided and applicable)</li> <li>– parasites e.g. liver fluke</li> <li>– abortion</li> <li>– metabolic diseases</li> <li>– clostridial diseases</li> </ul>
<p><b>R</b></p>	<p>■ Farm records ■ Recording tools ■ Mortality records</p>

STANDARDS	HOW YOU WILL BE MEASURED
<p><b>AH.3</b> The nominated vet/vet practice must visit the farm at least annually and see the livestock to check for signs of disease <b>REVISED</b></p>	
<p><b>AIM: The health and welfare of all livestock is being checked and managed</b></p>	
<p><b>AH.5</b> The health and welfare of livestock must be checked regularly for signs of illness, injury and stress</p>	<ul style="list-style-type: none"> <li>■ <b>AH.5.a</b> Livestock checks as follows: <ul style="list-style-type: none"> <li>– at least minimum daily checks for livestock outside, twice daily inside</li> <li>– increased checks for newborns and those about to give birth</li> <li>– flock inspection frequency in extensive, upland areas appropriate to need</li> </ul> </li> </ul>
<p><b>AH.6 Key</b> Livestock are handled in a manner without frightening and excessive force and not in a way to cause pain and suffering. <i>Refer to Red Tractor Appendix for definition of unacceptable behaviour with regards to livestock handling</i> <b>REVISED</b></p>	<ul style="list-style-type: none"> <li>■ <b>AH.6.b</b> No electric goads</li> <li>■ <b>AH.6.c</b> Dogs kept under control</li> </ul>
<p><b>AIM: The health and welfare of all livestock is being managed by competent people</b></p>	
<p><b>AH.7 Key</b> All persons looking after the health and welfare of livestock must be demonstrably competent</p>	<ul style="list-style-type: none"> <li>■ <b>AH.7.a</b> All personnel have skills and knowledge in animal husbandry and aware of unacceptable behaviours</li> <li>■ <b>AH.7.b</b> The member can demonstrate they are confident that any contractors used e.g. foot trimmers, shearers, AI technicians are competent</li> </ul>
<p><b>AIM: Effective and appropriate management of sick or injured livestock</b></p>	
<p><b>AH.8 Key</b> Sick or injured livestock must receive prompt attention in order that suffering is not prolonged</p>	<ul style="list-style-type: none"> <li>■ <b>AH.8.a</b> There is evidence of systems in place to ensure sick and injured livestock are identified and managed appropriately. Where required they are promptly treated and/or moved to segregation facilities or humanely euthanised</li> <li>■ <b>AH.8.b</b> Evidence in health plan that euthanasia is carried out by a competent person using acceptable methods</li> <li>■ <b>AH.8.c</b> If appropriate the vet has been involved</li> <li>■ <b>AH.8.d</b> The competent person is available to production sites as soon as possible (normally within 60 minute drive) in order to deal with emergency cases promptly and prevent unnecessary suffering.</li> </ul>
<p><b>AH.8.1</b> Appropriate facilities must be provided for the segregation of sick and injured livestock, that are managed and maintained in accordance with scheme standards for housing and facilities, feed and water.</p>	
<p><b><i>GUIDANCE: Rules related to notifiable diseases including TB may go above scheme requirements</i></b></p>	
<p> <b>WHERE TO FIND HELP</b></p> <ul style="list-style-type: none"> <li>■ Further information on animal health and welfare is given in the Code of Recommendations for the Welfare of Livestock – Cattle and Sheep and at: <a href="http://www.gov.uk/animal-welfare">www.gov.uk/animal-welfare</a></li> <li>■ Guidance on animal health and disease can be found at: <a href="http://www.nadis.org.uk">www.nadis.org.uk</a>, <a href="http://beefandlamb.ahdb.org.uk/returns/">beefandlamb.ahdb.org.uk/returns/</a>, <a href="http://www.gov.uk/guidance/keeping-livestock-healthy-disease-controls-and-prevention">www.gov.uk/guidance/keeping-livestock-healthy-disease-controls-and-prevention</a></li> <li>■ Guidance on euthanasia can be found at: <a href="http://www.hsa.org.uk">www.hsa.org.uk</a></li> <li>■ Guidance on shearing can be found at: <a href="https://www.nationalsheep.org.uk/workspace/pdfs/industry-shearing-guidance-2019.pdf">https://www.nationalsheep.org.uk/workspace/pdfs/industry-shearing-guidance-2019.pdf</a></li> <li>■ Guidance on dipping can be found at: <a href="https://www.hse.gov.uk/pubns/ais41.pdf">https://www.hse.gov.uk/pubns/ais41.pdf</a></li> </ul>	

# Traceability and Assurance (TI)

STANDARDS	HOW YOU WILL BE MEASURED
<b>AIM: A clear identification of livestock to deliver food chain traceability</b>	
<p><b>N/A</b></p> <p><b>TI.1 Key</b></p> <p><b>Cattle must be identified in accordance with legislation</b></p> <p><b>REVISED</b></p>	<ul style="list-style-type: none"> <li>■ <b>TI.1.a</b> Calves are double tagged within 20 days of birth (in the case of a dairy herd the first tag within 36 hours of birth)</li> <li>■ <b>TI.1.b</b> Imported livestock are tagged and recorded in accordance with legislation</li> </ul>
<p><b>N/A</b></p> <p><b>TI.1.1 Key</b></p> <p><b>Sheep must be identified in accordance with legislation</b></p> <p><b>REVISED</b></p>	
<p><b>N/A</b></p> <p><b>TI.2 Key</b></p> <p><b>Records of cattle movements must be accurately kept to maintain traceability</b></p> <p><b>REVISED</b></p>	<ul style="list-style-type: none"> <li>■ <b>TI.2.a</b> A holding register is kept for the cattle; which can be paper/ computer based or a combination of both detailing births, deaths and movements.</li> </ul> <p><b>GUIDANCE:</b> <i>This register should be farm specific and cannot be held only in the national database</i></p> <ul style="list-style-type: none"> <li>■ <b>TI.2.b</b> The national database is notified within the required timeframe:               <ul style="list-style-type: none"> <li>– within 27 days of birth</li> <li>– 7 days of death</li> <li>– 3 days of movement</li> </ul> </li> <li>■ <b>TI.2.c</b> Passports or proof of application are available for all cattle on site</li> </ul>
<p><b>R</b></p>	<ul style="list-style-type: none"> <li>■ Herd records</li> <li>■ Movement records</li> </ul>
<p><b>N/A</b></p> <p><b>TI.2.1 Key</b></p> <p><b>Records of sheep movements must be accurately kept to maintain traceability</b></p> <p><b>REVISED</b></p>	<ul style="list-style-type: none"> <li>■ <b>TI.2.1.a</b> A holding register which can be paper or computer based or a combination of both is kept up to date and covers:               <ul style="list-style-type: none"> <li>– holding details</li> <li>– tag replacements</li> <li>– movements</li> <li>– deaths</li> <li>– annual inventory (on holding as at 1<sup>st</sup> Dec each year)</li> <li>– individual records of sheep born or identified as required by legislation</li> </ul> </li> <li>■ <b>TI.2.1.b</b> Sheep movements are reported within the required timeframe</li> <li>■ <b>TI.2.1.c</b> Received paper movement documentation is kept for 3 years</li> </ul>
<p><b>R</b></p>	<ul style="list-style-type: none"> <li>■ Holding register</li> <li>■ Movement records</li> </ul>
<b>AIM: Traceability is maintained through to delivery</b>	
<p><b>TI.3 Key</b></p> <p><b>Cattle are accompanied by their passports and sheep by animal movement documentation.</b></p>	<ul style="list-style-type: none"> <li>■ <b>TI.3.b</b> Food Chain information (FCI) accompanies each consignment of livestock sent to slaughter (including those going via a livestock market)</li> </ul>

STANDARDS	HOW YOU WILL BE MEASURED
<b>AIM: Controls in place to maintain assurance status</b>	
<p><b>N/A</b></p> <p><b>TI.4 Key</b></p> <p><b>Controls must be in place to ensure assurance status of livestock being sold as assured</b> <b>REVISED</b></p>	<ul style="list-style-type: none"> <li>■ <b>TI.4.a</b> Only livestock that meet the following criteria are sold as farm assured: <ul style="list-style-type: none"> <li>– Livestock sent to slaughter meet the minimum required residency period (i.e. 90 days for cattle, 60 days for sheep)</li> <li>– During the residency period: <ul style="list-style-type: none"> <li>• Livestock stay on the farm for the whole time period or checks are made that the previous owner was farm assured</li> <li>• If livestock are purchased from a market, the market is assured</li> <li>• If livestock passes through a collection centre, the collection centre is assured</li> </ul> </li> </ul> </li> <li>■ <b>TI.4.b</b> Vehicles used to transport livestock are assured: <ul style="list-style-type: none"> <li>– assessed under the farm scheme if transporting the farms own livestock OR</li> <li>– Transport of other members stock is permitted when all parties are farm assured not for hire and reward and with a completed declaration OR</li> <li>– Red Tractor Livestock Transport scheme (or equivalent) and hauliers membership numbers are known</li> </ul> </li> </ul>
<p><b>R</b></p>	<ul style="list-style-type: none"> <li>■ Transport declaration</li> </ul>
<p><b>N/A</b></p> <p><b>TI.4.1 (Recommendation)</b></p> <p><b>It is recommended that bought-in livestock are bought from a farm assured farm</b></p>	<ul style="list-style-type: none"> <li>■ <b>TI.4.1.a</b> Checks are made to verify the holdings of origin are assured to the RTA Beef &amp; Lamb scheme, Farm Assured Welsh Livestock Scheme, QMS Cattle and Sheep scheme or the Northern Ireland Beef and Lamb Farm Quality Assurance Scheme</li> </ul>
<p><b>N/A</b></p> <p><b>TI.5 Key</b></p> <p><b>If livestock from multiple holdings are collected onsite the site must hold an Animal Gatherings Order</b> <b>REVISED</b></p>	<ul style="list-style-type: none"> <li>■ <b>TI.5.a</b> The conditions of the AGO are being met</li> </ul>
<p><b>R</b></p>	<ul style="list-style-type: none"> <li>■ Animal Gatherings Order</li> </ul>
<p> <b>WHERE TO FIND HELP</b></p> <ul style="list-style-type: none"> <li>■ For more information on Animal Identification and Movement visit: <a href="http://www.gov.uk/topic/keeping-farmed-animals/cattle-identity-registration">www.gov.uk/topic/keeping-farmed-animals/cattle-identity-registration</a></li> <li>■ For information on when you should tag you sheep visit: <a href="https://www.gov.uk/guidance/sheep-and-goat-keepers-how-to-identify-your-animals">https://www.gov.uk/guidance/sheep-and-goat-keepers-how-to-identify-your-animals</a></li> <li>■ Red Tractor Checker to complete assurance checks on other farms, hauliers and markets visit: <a href="http://www.redtractorassurance.org.uk/checkers">www.redtractorassurance.org.uk/checkers</a></li> </ul>	

# Youngstock (Calves and Lambs) (CR)

STANDARDS	HOW YOU WILL BE MEASURED
<b>AIM: The welfare needs of all youngstock not reared on their dams or suckling other maternal stock are met</b>	
<p><b>N/A</b></p> <p><b>CR.1</b></p> <p><b>Housing areas must provide for the specific needs of artificially reared youngstock</b></p>	<ul style="list-style-type: none"> <li>■ <b>CR.1.a</b> The housing area and pens are constructed and maintained to provide a safe, comfortable and hygienic environment</li> <li>■ <b>CR.1.b</b> Effectively ventilated and housing lit during normal day light hours normally 09:00-17:00</li> <li>■ <b>CR.1.c</b> Clean, dry, bedded and have a non-slatted lying area</li> <li>■ <b>CR.1.d</b> Of sufficient size to allow calves to lie down simultaneously, rise without difficulty, stretch and move freely without injury</li> <li>■ <b>CR.1.e</b> Visual and tactile contact with others calves/lamb (where there are two or more)</li> <li>■ <b>CR.1.g</b> Flooring is non-slip and maintained</li> <li>■ <b>CR.1.i</b> Calves are not tethered except for group housed feeding and then only for a maximum of 1 hour. Tethers do not cause pain and allow calves to lie down, rise without difficulty, stand in a natural position and groom without hindrance</li> <li>■ <b>CR.1.j</b> Calves are not muzzled</li> </ul>
<p><b>N/A</b></p> <p><b>CR.2 Key</b></p> <p><b>Artificially reared youngstock must receive a daily diet to maintain their health and welfare</b></p>	<ul style="list-style-type: none"> <li>■ <b>CR.2.a</b> Calves provided with at least two milk feeds a day until 28 days and not weaned before 5 weeks of age</li> <li>■ <b>CR.2.b</b> Lambs weaned in accordance with milk replacer manufacturers' guidelines</li> <li>■ <b>CR.2.c</b> Manufacturers' instructions followed for artificial milk replacers where used</li> <li>■ <b>CR.2.d</b> Youngstock not weaned until sufficient hard feed is eaten</li> <li>■ <b>CR.2.e</b> At the latest youngstock are given dry, fresh, clean feed including forage from 14 days of age (calves)/8 days (lambs)</li> <li>■ <b>CR.2.f</b> Individual buckets provided where bucket fed</li> <li>■ <b>CR.2.g</b> Feeding equipment teats positioned for easy reach</li> <li>■ <b>CR.2.h</b> Feeding equipment kept in a clean condition</li> </ul>
<p><b>N/A</b></p> <p><b>CR.3 Key</b></p> <p><b>Artificially reared youngstock must be provided with sufficient access to clean fresh drinking water at all times from birth</b></p>	

# Animal Medicines (AM)

STANDARDS	HOW YOU WILL BE MEASURED
<b>AIM: Responsible and competent use of medicines and veterinary treatments</b>	
<b>AM.1 Key</b> Only authorised veterinary medicines are used	<ul style="list-style-type: none"> <li>■ <b>AM.1.a</b> POM-V products are prescribed by a vet</li> <li>■ <b>AM.1.b</b> POM-VPS products are prescribed by a vet, pharmacist or Suitably Qualified Person (SQP)/ Registered Animal Medicines Advisor (RAMA)</li> </ul>
<b>AM.2 Key</b> Veterinary medicines must be used appropriately <b>REVISED</b>	<ul style="list-style-type: none"> <li>■ <b>AM.2.a</b> Prescription-only medicines are used in accordance with the prescription</li> <li>■ <b>AM.2.b</b> General Sales Medicine (AVM-GSL products) (non-prescription) are used in accordance with manufacturers' or veterinary instructions</li> <li>■ <b>AM.2.c</b> Expired medicines and open medicines not used within specified timescale (in-use shelf life) are not used</li> </ul>
<p><b>GUIDANCE:</b> A Veterinary Medicinal Product is legally defined as:</p> <ul style="list-style-type: none"> <li>– any substance or combination of substances presented as having properties for treating or preventing disease in animals</li> <li>– any substance or combination of substances that may be used in, or administered to, animals with a view either to restoring, correcting or modifying physiological functions by exerting a pharmacological, immunological or metabolic action, or to making a medical diagnosis.</li> </ul> <p>Veterinary medicinal products used to treat and prevent disease in farm animals include, but are not limited to, vaccines, ecto- and endoparasiticides, antibiotics, anti-inflammatories and anesthetics.</p> <p>POM-V stands for 'Prescription Only Medicine – Veterinarian' and these veterinary products may only be supplied upon prescription by a veterinary surgeon for animals under their care. All antibiotics for food-producing animals are classified as POM-V.</p> <p>POM-VPS standards for 'Prescription-Only Medicine – Veterinarian, Pharmacist, Suitably Qualified Person (SQP, also known as 'RAMA-Registered Animals Medicines Advisors')' and these products may be prescribed by these registered qualified persons.</p> <p>The use of antibiotics as growth promoters is illegal.</p>	
<b>AM.3</b> Veterinary medicines must only be administered by demonstrably competent persons	<ul style="list-style-type: none"> <li>■ <b>AM.3.a</b> Person undertaking task has relevant experience or training</li> </ul>
<div style="background-color: #c00000; color: white; border-radius: 50%; width: 30px; height: 30px; display: flex; align-items: center; justify-content: center; margin: 0 auto;">R</div>	<ul style="list-style-type: none"> <li>■ Named in HHP or training records</li> </ul>
<b>AM.3.1</b> At least one person, who is responsible for administering medicines has undertaken training and holds a certificate of competence/attendance from training undertaken since October 2016 <b>UPGRADED</b>	<ul style="list-style-type: none"> <li>■ <b>AM.3.1.a</b> Training courses cover at least:               <ul style="list-style-type: none"> <li>– medicine types</li> <li>– medicine handling</li> <li>– administration</li> <li>– medicine storage</li> <li>– recording requirements</li> <li>– avoiding residues</li> </ul> </li> </ul>
<div style="background-color: #c00000; color: white; border-radius: 50%; width: 30px; height: 30px; display: flex; align-items: center; justify-content: center; margin: 0 auto;">R</div>	<ul style="list-style-type: none"> <li>■ Certificate of competence/ attendance</li> <li>■ Training records</li> </ul>
<p><b>GUIDANCE:</b> Courses include, but are not limited to, City &amp; Guilds, NOAH/Lantra Antimicrobial Best Practice and veterinary led training courses, as approved by Red Tractor. A list of approved courses can be found on the Red Tractor Assurance website</p>	

## Animal Medicines (AM) (continued)

STANDARDS	HOW YOU WILL BE MEASURED
<b>AIM: Safe, secure and responsible management of medicines</b>	
<b>AM.4</b> Veterinary medicines must be stored appropriately <b>REVISED</b>	<ul style="list-style-type: none"> <li>■ <b>AM.4.a</b> Kept in a locked storage facility/room</li> <li>■ <b>AM.4.b</b> Stored in accordance with the manufacturer's instructions</li> <li>■ <b>AM.4.c</b> Medicated feed is kept in separate clearly labelled bulk storage or bags</li> <li>■ <b>AM.4.d</b> Medicines that require refrigeration and are stored in a domestic fridge are stored in a container</li> </ul>
<b>AM.5</b> Purchase records for all veterinary medicines must be kept	<ul style="list-style-type: none"> <li>■ <b>AM.5.a</b> Records detail:               <ul style="list-style-type: none"> <li>– identity of medicine</li> <li>– quantity</li> <li>– date of purchase</li> <li>– supplier name and address</li> <li>– expiry date(s)</li> <li>– batch number(s)</li> </ul> </li> <li>■ <b>AM.5.b</b> Medicine purchase records are kept for 5 years</li> <li>■ <b>AM.5.c</b> Medicated feeding stuff Prescriptions (MFSPs) are kept for 5 years</li> </ul>
<b>R</b>	<ul style="list-style-type: none"> <li>■ Medicine purchase records</li> <li>■ MFSPs (may be held centrally by parent company)</li> </ul>
<b>AM.6 Key</b> Records must be kept of all administered veterinary medicines (paper and/or electronic) <b>REVISED</b>	<ul style="list-style-type: none"> <li>■ <b>AM.6.a</b> Records detail:               <ul style="list-style-type: none"> <li>– identity of medicine</li> <li>– date of administration</li> <li>– quantity administered</li> <li>– length of withdrawal period for meat</li> <li>– identification of the animal or group of animals administered</li> <li>– batch number</li> <li>– number of animals treated</li> <li>– date treatment finished</li> <li>– date animal becomes fit for human consumption</li> <li>– name of person administering medicine</li> <li>– reason for treatment</li> </ul> </li> </ul> <p style="margin-top: 10px;"><b><i>GUIDANCE:</i></b> <i>The required information does not need to be in a single location (e.g. a medicine book). It can be stored in a combination of documents. However, a farm must be able to demonstrate how the information can be collated to correlate administration of particular medicines to specific groups cattle and lambs so as to ensure the food chain is protected and any use of medicines is traceable.</i></p> <p style="margin-top: 5px;"><i>For example, medicines administered routinely to groups of animals, such as vaccines, need not be individually entered in the medicine book – a list in the VHP covering the necessary information will suffice</i></p> <ul style="list-style-type: none"> <li>■ <b>AM.6.b</b> Medicine administration records are kept for 5 years</li> </ul>
<b>R</b>	<ul style="list-style-type: none"> <li>■ Medicine administration records</li> </ul>

<p><b>AM.7</b>  <b>Veterinary medicines, their containers and administration equipment must be disposed of responsibly</b> <b>REVISED</b></p>	<ul style="list-style-type: none"> <li>■ <b>AM.7.a</b> Expired and unusable medicines awaiting disposal are stored separately to in-use medicines</li> <li>■ <b>AM.7.b</b> Used needles and blades are stored in a dedicated sharps container pending disposal</li> <li>■ <b>AM.7.c</b> Records of medicine disposal are kept, detailing: <ul style="list-style-type: none"> <li>– identity of medicine</li> <li>– batch number</li> <li>– quantity</li> <li>– date of disposal</li> <li>– route of disposal</li> </ul> </li> <li>■ <b>AM.7.d</b> Medicines, their containers and administration equipment are disposed of through the supplier, registered waste disposal contractor or local authority, referring to the product literature for further guidance</li> </ul>
<p><b>R</b></p>	<ul style="list-style-type: none"> <li>■ Medicine disposal records</li> <li>■ Waste transfer note/receipt</li> </ul>
<p><b>AM.8</b>  <b>Total antibiotics used must be collated by product name either by vet from prescription data or completed by farmer from medicine records.</b> <b>NEW</b></p>	
<p><b>R</b></p>	<ul style="list-style-type: none"> <li>■ Collation of antibiotic use</li> </ul>
<p><b>AM.8.1</b> <i>(Recommendation)</i>  <b>It is recommended total annual antibiotics used must be collated and uploaded onto AHDB medicine hub or equivalent</b> <b>NEW</b></p>	
<p><b>N/A</b>  <b>AM.9 Key</b>  <b>Use of HP-CIA antibiotics (i.e. those belonging to Category B ‘Restrict’, as defined by the European Medicines Agency), must only be as a last resort, under veterinary direction</b> <b>REVISED</b></p>	<ul style="list-style-type: none"> <li>■ <b>AM.9.a</b> Use is supported by a veterinary statement outlining the justification for use, including sensitivity testing and/or diagnostics (this can occur parallel with treatment)</li> </ul>
<p><b>R</b></p>	<ul style="list-style-type: none"> <li>■ Vet statement</li> </ul>
<p><b>AIM: Prevention of contamination in food</b></p>	
<p><b>AM.10 Key</b>  <b>System in place that ensures no livestock are presented for slaughter before the withdrawal period has expired</b></p>	<ul style="list-style-type: none"> <li>■ <b>AM.10.a</b> Treated livestock are identifiable for the entire withdrawal period</li> <li>■ <b>AM.10.b</b> For farm to farm sales, animals under statutory withdrawal periods are accompanied by a withdrawal period declaration</li> <li>■ <b>AM.10.c</b> Withdrawal period for cascade use is in accordance with veterinary prescription (standard minimum is 28 days for meat)</li> </ul>
<p><b>R</b></p>	<ul style="list-style-type: none"> <li>■ Withdrawal period declaration</li> </ul>
<p><b><i>GUIDANCE:</i></b> Ensuring treated livestock are ‘identifiable’ may be achieved in different ways. It is not a specific requirement that treated animals are physically marked, although this is one way of ensuring animals are identifiable. The key is that it is possible, through systems employed on the farm, to identify treated animals to protect the food supply chain.</p>	


## Animal Medicines (AM) (continued)

STANDARDS	HOW YOU WILL BE MEASURED
<b>AM.11</b> <b>Procedures must be in place to deal appropriately with needles or part needles remaining in livestock</b>	<ul style="list-style-type: none"> <li>■ <b>AM.11.a</b> Broken needle policy detailing:                             <ul style="list-style-type: none"> <li>– how the animal should be identified</li> <li>– procedures around informing the abattoir if sent for slaughter</li> <li>– records to be kept</li> </ul> </li> </ul>
	<ul style="list-style-type: none"> <li>■ <b>AM.11.b</b> Broken needle policy is followed</li> </ul>
	<ul style="list-style-type: none"> <li>■ <b>AM.11.c</b> Livestock containing broken needles may only be sold or slaughtered if the animal is identifiable up to the time of slaughter</li> </ul>
<div style="background-color: #e0e0e0; padding: 5px;"> <span style="border: 1px solid black; border-radius: 50%; padding: 2px 5px; font-weight: bold; font-size: 0.8em;">R</span> <ul style="list-style-type: none"> <li>■ Broken needle policy</li> </ul> </div>	
<div style="background-color: #e0e0e0; padding: 5px;"> <b>WHERE TO FIND HELP</b> <ul style="list-style-type: none"> <li>■ For guidance on the responsible use of medicines visit: <a href="http://www.ruma.org.uk">www.ruma.org.uk</a></li> <li>■ For guidance on veterinary medicine use including guidance on how to inject, visit: <a href="http://www.nadis.org.uk">www.nadis.org.uk</a> and the AHDB Better Returns Manual: <a href="http://beefandlamb.ahdb.org.uk/wp-content/uploads/2017/03/Using-medicines-correctly-for-better-returns-010317.pdf">beefandlamb.ahdb.org.uk/wp-content/uploads/2017/03/Using-medicines-correctly-for-better-returns-010317.pdf</a></li> <li>■ NOAH Compendium of authorised veterinary medicine datasheets: <a href="https://www.noahcompendium.co.uk/">https://www.noahcompendium.co.uk/</a></li> </ul> </div>	



## Husbandry Procedures (HP)

STANDARDS	HOW YOU WILL BE MEASURED
<b>AIM: Responsible and competent undertaking of husbandry procedures</b>	
<div style="background-color: #e0e0e0; padding: 5px;"> <span style="border: 1px solid black; border-radius: 50%; padding: 2px 5px; font-weight: bold; font-size: 0.8em;">N/A</span> </div> <b>HP.1 Key</b> <b>Husbandry procedures must be carried out appropriately</b> <span style="background-color: #c00000; color: white; padding: 2px 5px; font-weight: bold; font-size: 0.8em;">REVISED</span>	<ul style="list-style-type: none"> <li>■ <b>HP.1.a</b> Routine husbandry procedures are detailed in the health plan</li> </ul>
	<ul style="list-style-type: none"> <li>■ <b>HP.1.b</b> Carried out in accordance with timescales outlined in the Appendix</li> </ul>
	<ul style="list-style-type: none"> <li>■ <b>HP.1.c</b> Anaesthetic and analgesics are used in accordance with the Appendix</li> </ul>
	<ul style="list-style-type: none"> <li>■ <b>HP.1.d</b> Carried out by appropriately trained and competent persons in accordance with the Appendix</li> </ul>
	<p><i><b>GUIDANCE:</b> A person is considered 'competent' when they can demonstrate they understand the tasks they are required to do and how to undertake them correctly, e.g. how to use equipment</i></p>
	<ul style="list-style-type: none"> <li>■ <b>HP.1.e</b> Dewlap tags are not permitted</li> </ul>
<div style="background-color: #e0e0e0; padding: 5px;"> <span style="border: 1px solid black; border-radius: 50%; padding: 2px 5px; font-weight: bold; font-size: 0.8em;">R</span> <ul style="list-style-type: none"> <li>■ Medicine records for pain relief</li> <li>■ Training record</li> <li>■ Health plan</li> </ul> </div>	
<div style="background-color: #e0e0e0; padding: 5px;"> <span style="border: 1px solid black; border-radius: 50%; padding: 2px 5px; font-weight: bold; font-size: 0.8em;">N/A</span> </div> <b>HP.1.1 (Recommendation)</b> <b>Cauterising paste is only used on animals less than 1 week of age and it is recommended the calf receives analgesia</b> <span style="background-color: #c00000; color: white; padding: 2px 5px; font-weight: bold; font-size: 0.8em;">NEW</span>	

# Fallen Stock (FS)

STANDARDS	HOW YOU WILL BE MEASURED
<b>AIM: Fallen stock, including euthanased, still births and afterbirths are managed in such a way to prevent risk of environmental contamination and spread of disease</b>	
<b>FS.1</b> Fallen stock must be removed from housing/pens/fields	<ul style="list-style-type: none"> <li>■ <b>FS.1.a</b> Evidence that checks for fallen stock are regularly conducted and any found are promptly removed</li> </ul>
<b>FS.2 Key</b> Carcasses of fallen and euthanased stock must be stored in a manner that prevents contamination and protects them from vermin and other animals <b>REVISED</b>	<ul style="list-style-type: none"> <li>■ <b>FS.2.a</b> Carcasses awaiting collection are stored in a manner that does not threaten the biosecurity of the farm, out of public view, and in containers or covered</li> <li>■ <b>FS.2.b</b> If any containers are used for storage they are vermin proof (including birds)</li> </ul>
<b>FS.3</b> Carcasses must be disposed of correctly either by a licenced collector or by approved on-farm incineration	<ul style="list-style-type: none"> <li>■ <b>FS.3.a</b> Carcasses disposed of before they present an infestation/health risk</li> <li>■ <b>FS.3.b</b> Carcasses collected by or taken to a licensed fallen stock collector</li> <li>■ <b>FS.3.c</b> No evidence of carcasses being disposed of by burning or burying (other than by incineration)</li> <li>■ <b>FS.3.d</b> On-farm incinerators are covered by species approval document issued by the relevant competent authority</li> <li>■ <b>FS.3.e</b> Records are kept for 2 years</li> </ul>
<div style="display: flex; align-items: flex-start;"> <div style="margin-right: 10px;">  </div> <div> <p><b>WHERE TO FIND HELP</b></p> <ul style="list-style-type: none"> <li>■ For guidance on animal by-products; storage, collection and disposal visit: <a href="https://www.gov.uk/guidance/fallen-stock">https://www.gov.uk/guidance/fallen-stock</a></li> <li>■ National Fallen Stock Company (NFSCo) collection and disposal service for farmers: <a href="http://www.nfsco.co.uk/">http://www.nfsco.co.uk/</a></li> <li>■ Government guidance on incineration of animal by-products: <a href="https://www.gov.uk/guidance/animal-by-products-how-to-burn-them-at-an-incinerator-site">https://www.gov.uk/guidance/animal-by-products-how-to-burn-them-at-an-incinerator-site</a></li> </ul> </div> </div>	


# Biosecurity and Disease Control (BI)

STANDARDS	HOW YOU WILL BE MEASURED
<b>AIM: Effective biosecurity measures to prevent the spread of disease and protect food safety and animal health</b>	
<p><b>BI.1 Key</b> A documented Biosecurity Policy must be in place <b>REVISED</b></p>	<ul style="list-style-type: none"> <li>■ <b>BI.1.a</b> The policy is specific to the farm and updated to reflect any changes in practice in relation to the farm health and performance reviews</li> <li>■ <b>BI.1.b</b> The policy details controls on-farm to manage biosecurity risks to the farm including risks from:               <ul style="list-style-type: none"> <li>– incoming stock (bought-in and returning livestock)</li> <li>– equipment inc. husbandry contractors equipment and clothing</li> <li>– vehicles</li> <li>– farm visitors that have access to livestock</li> <li>– working dogs and domestic pets on the farm have a worming routine</li> <li>– storage of muck/soil improvement products on grazing land</li> <li>– grazing intervals when manure/slurry/soil improvement products are spread on grazing land</li> </ul> </li> <li>■ <b>BI.1.c</b> The policy is being implemented</li> </ul>
	<ul style="list-style-type: none"> <li>■ Farm biosecurity policy (Can form part of the health plan)</li> </ul>
<p><b>BI.2</b> Cleaning and disinfecting facilities must be available for use on the farm</p>	<ul style="list-style-type: none"> <li>■ <b>BI.2.a</b> DEFRA approved disinfectants and cleaning equipment available for use on boots, clothing, vehicles and facilities</li> </ul>
<p> <b>WHERE TO FIND HELP</b></p> <ul style="list-style-type: none"> <li>■ For help in identifying biosecurity risks visit: <a href="http://www.nadis.org.uk">www.nadis.org.uk</a></li> <li>■ For guidance on checks when purchasing stock visit: <a href="http://beefandlamb.ahdb.org.uk/returns/">beefandlamb.ahdb.org.uk/returns/</a></li> <li>■ For legal guidance and a list of Defra approved disinfectants visit: <a href="http://disinfectants.defra.gov.uk/DisinfectantsExternal/Default.aspx?Module=ApprovalsList_SI">http://disinfectants.defra.gov.uk/DisinfectantsExternal/Default.aspx?Module=ApprovalsList_SI</a></li> <li>■ Check local TB outbreaks data online at: <a href="http://www.ibtb.co.uk">www.ibtb.co.uk</a></li> </ul>	

# Livestock Transport (LT)

STANDARDS	HOW YOU WILL BE MEASURED						
<b>AIM: The health and welfare of livestock is managed during transportation</b>							
<p><b>N/A</b></p> <p><b>LT.1 Key</b></p> <p>Vehicles used maintain the health and welfare of livestock being transported <b>REVISED</b></p>	<ul style="list-style-type: none"> <li>■ <b>LT.1.a</b> Headroom that allows livestock to stand in a natural position</li> <li>■ <b>LT.1.b</b> Non-slip flooring</li> <li>■ <b>LT.1.c</b> Flooring that prevents the leakage of faeces and urine (as far as practicable)</li> <li>■ <b>LT.1.d</b> No sharp edges, projections or other hazards which may cause injury</li> <li>■ <b>LT.1.e</b> Adequate Ventilation</li> <li>■ <b>LT.1.f</b> Partitions are appropriately designed, constructed and positioned</li> <li>■ <b>LT.1.g</b> For journeys over 8 hours, partitions are provided For journeys less than 8 hours, partitions are provided as necessary to allow segregation of stock and prevent individuals or small groups of animals from injury</li> <li>■ <b>LT.1.h</b> The vehicle is secure with side gates to prevent livestock escaping during loading/unloading and whilst on-board</li> <li>■ <b>LT.1.i</b> Loading ramps have foot batons to reduce risk of slipping</li> <li>■ <b>LT.1.j</b> The internal and external ramp angles do not exceed 26.6° for adult cattle and sheep or 20° for calves</li> <li>■ <b>LT.1.k</b> Vehicles fitted with roof to protect from weather</li> <li>■ <b>LT.1.m</b> Lighting (fixed or portable i.e. torch) is available for inspection of livestock</li> </ul>						
<p><b>N/A</b></p> <p><b>LT.2</b></p> <p>Where bedding is used it must be clean, safe and suitable</p>	<ul style="list-style-type: none"> <li>■ <b>LT.2.a</b> Calves and lambs provided with straw during transport</li> </ul>						
<p><b>N/A</b></p> <p><b>LT.3</b></p> <p>Legally required stocking densities must be followed in order to minimise stress and risk of injury. Refer to Appendix for required stocking density</p>	<ul style="list-style-type: none"> <li>■ <b>LT.3.a</b> Adjustments made when required to allow for current weather conditions, type of vehicle and size and category of livestock</li> <li>■ <b>LT.3.b</b> Not tightly or loosely stocked</li> <li>■ <b>LT.3.d</b> Different species not carried in the same compartment</li> </ul>						
<p><b>LT.4 Key</b></p> <p>Livestock transported off the farm must be fit for the intended journey <b>REVISED</b></p>	<ul style="list-style-type: none"> <li>■ <b>LT.4.a</b> Livestock are able to bear weight on all four legs and walk onto the vehicle unaided</li> <li>■ <b>LT.4.b</b> The following livestock are not transported; <ul style="list-style-type: none"> <li>– sick or injured livestock where moving them would cause additional suffering</li> <li>– shorn sheep (with less than 7mm of staple growth) during extremely cold weather</li> <li>– heavily pregnant females (where more than 90% of the gestation period has passed) unless being transported for veterinary treatment</li> <li>– females who have given birth during the last 7 days</li> <li>– newborns with unhealed navels</li> </ul> </li> </ul> <p><b>GUIDANCE:</b> It is permitted for a farmer or a haulier if appointed to transport heavily pregnant females (past 90% gestation) short distances under 50km e.g. between or within farm premises if the journey is for the purposes of improving conditions of birth.</p> <ul style="list-style-type: none"> <li>■ <b>LT.4.c</b> Restrictions on youngstock are adhered to as outlined below;</li> </ul> <table border="1" data-bbox="552 1944 1410 2051" style="width: 100%; border-collapse: collapse;"> <tbody> <tr> <td style="padding: 2px;">Calves less than 10 days</td> <td style="padding: 2px;">Not transported more than 100 km unless accompanied by their dam</td> </tr> <tr> <td style="padding: 2px;">Calves 11-14 days</td> <td style="padding: 2px;">Not transported more than 8 hours unless accompanied by their dam</td> </tr> <tr> <td style="padding: 2px;">Lambs of less than 7 days</td> <td style="padding: 2px;">Not transported more than 100 km unless accompanied by their dam</td> </tr> </tbody> </table>	Calves less than 10 days	Not transported more than 100 km unless accompanied by their dam	Calves 11-14 days	Not transported more than 8 hours unless accompanied by their dam	Lambs of less than 7 days	Not transported more than 100 km unless accompanied by their dam
Calves less than 10 days	Not transported more than 100 km unless accompanied by their dam						
Calves 11-14 days	Not transported more than 8 hours unless accompanied by their dam						
Lambs of less than 7 days	Not transported more than 100 km unless accompanied by their dam						
<p><b>GUIDANCE:</b> Animals that are slightly ill or injured may only be transported under very limited circumstances including transport within keepership, only if it does not cause any unnecessary suffering.</p>							

## Livestock Transport (LT) (continued)

STANDARDS	HOW YOU WILL BE MEASURED
<b>AIM: Well managed transportation</b>	
<p><b>N/A</b></p> <p><b>LT.5</b></p> <p><b>Livestock transported by a trained and competent person</b></p>	<ul style="list-style-type: none"> <li>■ <b>LT.5.a</b> Drivers have an understanding of handling and driving livestock to avoid injury, minimise stress and express normal behaviours</li> <li>■ <b>LT.5.b</b> Drivers hold the relevant species specific Certificate of Competence for the journeys they undertake:               <ul style="list-style-type: none"> <li>– for journeys over 65km and less than 8 hours- Species Specific Certificate of Competence for Short Journeys</li> <li>– for journeys over 8 hours Species Specific Certificate of Competence for Long Journeys</li> </ul> </li> </ul>
<p><b>R</b></p>	<ul style="list-style-type: none"> <li>■ Species Specific Certificate of Competence</li> </ul>
<p><b>N/A</b></p> <p><b>LT.6</b></p> <p><b>Emergency plans and facilities must be in place</b></p>	<ul style="list-style-type: none"> <li>■ <b>LT.6.a</b> Driver equipped with a mobile phone and emergency contact numbers</li> <li>■ <b>LT.6.b</b> In the case of long journeys (over 8 hours) a written contingency plan is available</li> </ul>
<p><b>R</b></p>	<ul style="list-style-type: none"> <li>■ Contingency plan</li> </ul>
<p><b>N/A</b></p> <p><b>LT.7</b></p> <p><b>A valid transporter authorisation is held for the journeys undertaken</b></p> <ul style="list-style-type: none"> <li>– a short journey (Type 1) authorisation for journeys over 65km and up to 8 hours</li> <li>– a long journey (Type 2) authorisation for journeys over 8 hours</li> </ul>	
<p><b>R</b></p>	<ul style="list-style-type: none"> <li>■ Transporter authorisation</li> </ul>
<p><b>N/A</b></p> <p><b>LT.8</b></p> <p><b>Vehicles and trailers used for journeys in excess of 8 hours must be approved by the relevant competent authority</b></p>	
<p><b>R</b></p>	<ul style="list-style-type: none"> <li>■ Vehicle approval certificate</li> </ul>
<b>AIM: Controls to prevent the spread of disease</b>	
<p><b>N/A</b></p> <p><b>LT.9 Key</b></p> <p><b>Vehicles must be cleaned and disinfected using DEFRA approved disinfectants</b></p>	<ul style="list-style-type: none"> <li>■ <b>LT.9.a</b> Cleaned and disinfected after every load and within 24 hours of delivery unless vehicles are used to make repeat journeys between the same two points in a single day</li> </ul>
<p> <b>WHERE TO FIND HELP</b></p> <ul style="list-style-type: none"> <li>■ Government guidance on animal welfare during transport: <a href="https://www.gov.uk/guidance/animal-welfare#animal-welfare-during-transport">https://www.gov.uk/guidance/animal-welfare#animal-welfare-during-transport</a></li> <li>■ DEFRA approved disinfectants: <a href="https://www.gov.uk/guidance/defra-approved-disinfectant-when-and-how-to-use-it">https://www.gov.uk/guidance/defra-approved-disinfectant-when-and-how-to-use-it</a></li> <li>■ DAERA approved disinfectants: <a href="https://www.daera-ni.gov.uk/publications/approved-disinfectants">https://www.daera-ni.gov.uk/publications/approved-disinfectants</a></li> </ul>	

# Environmental Protection (EC)


STANDARDS	HOW YOU WILL BE MEASURED
<b>AIM: Potential pollutants are correctly handled, applied and stored in a manner that prevents contamination and pollution</b>	
<b>EC.1 Key</b> <b>Potential pollutants must be stored in a manner that minimises the risk of contamination and pollution to crops, feedstuffs, animals, soils, groundwater and watercourses</b> <b>REVISED</b>	<ul style="list-style-type: none"> <li>■ <b>EC.1.a</b> Fuel tanks are banded where required by legislation (see Appendix)</li> <li>■ <b>EC.1.b</b> Agrochemicals are kept in a well-maintained store which allows for containment of any spillages</li> <li>■ <b>EC.1.c</b> Manufactured fertiliser is stored on a hard dry surface</li> <li>■ <b>EC.1.d</b> Fertilisers that pose a combustion or oxidiser hazard are stored in accordance with the safety data sheet</li> </ul>
<p><b>GUIDANCE:</b> Potential pollutants include but not limited to, PPPs*, manufactured fertilisers, fuel oil, empty containers, disinfectants, rodenticides, dairy chemicals, sheep dip</p> <p>*PPPs are defined as any product with a current MAPP number</p>	
<b>EC.1.1 Key</b> <b>Organic manures must be stored in a manner that minimises the risk of contamination and pollution to crops, feedstuffs, animals, soils, groundwater and watercourses</b> <b>REVISED</b>	<ul style="list-style-type: none"> <li>■ <b>EC.1.1.a</b> Organic manures (not including storage within a building) are not stored:               <ul style="list-style-type: none"> <li>– within 10m of inland freshwaters or coastal waters</li> <li>– within 50m of a spring, well or borehole</li> <li>– where there is significant risk of runoff entering watercourses</li> </ul> </li> <li>■ <b>EC.1.1.b</b> Manure heap (not including field heaps) effluent runoff does not enter a watercourse, either directly or through land drains, roads, tracks or other pathways</li> <li>■ <b>EC.1.1.c</b> Where manure is stored in temporary field heaps, these must be moved at least every 12 months</li> <li>■ <b>EC.1.1.d</b> Slurry tanks, reception pits, pipes and channels are impermeable</li> <li>■ <b>EC.1.1.e</b> Above ground slurry stores with a pipe for emptying are fitted with at least two functioning valves (one of which can be the nozzle), locked when not in use</li> <li>■ <b>EC.1.1.f</b> Reception pits can hold 48 hours' production including likely rainfall on all surfaces draining into the pit</li> <li>■ <b>EC.1.1.g</b> The combined available capacity of slurry tanks, pits, compounds and lagoons have sufficient capacity for slurry storage of:               <ul style="list-style-type: none"> <li>– at least 4 months slurry in non-NVZ areas</li> <li>– at least 5 months slurry in NVZ areas</li> </ul> </li> <li>■ <b>EC.1.1.h</b> There is a documented up-to-date calculation of slurry storage requirements</li> </ul>
<span style="background-color: #800000; color: white; border-radius: 50%; padding: 5px; display: inline-block; width: 20px; height: 20px; line-height: 20px;">R</span>	<ul style="list-style-type: none"> <li>■ Documented slurry storage requirement calculation</li> </ul>
<p><b>GUIDANCE:</b> Watercourse = includes, water courses (ditches, streams, rivers), ponds, lakes, reservoirs, canals, estuaries, coastline</p> <p>Organic manure = livestock manures, sewage sludge/ biosolids, compost, digestates, organic industrial wastes</p> <p>Risk factors which could lead to runoff, which should be taken into account are: slope (especially if greater than 12 degrees), ground cover, proximity to watercourses or wetlands, weather conditions and forecasts, soil type and condition, presence and condition of land drains</p>	
<span style="background-color: #808080; color: white; border-radius: 50%; padding: 2px; display: inline-block; width: 15px; height: 15px; line-height: 15px;">N/A</span> <b>EC.1.2 Key</b> <b>Silage must be stored in a manner that minimises the risk of contamination and pollution</b>	<ul style="list-style-type: none"> <li>■ <b>EC.1.2.a</b> Silage is made and stored at least 10m from watercourses and at least 50m from springs, wells and boreholes</li> <li>■ <b>EC.1.2.b</b> Silos have an effluent collection system</li> <li>■ <b>EC. 1.2.c</b> Effluent from baled silage does not leak into water source</li> <li>■ <b>EC. 1.2.d</b> Field silage effluent is contained</li> </ul>
<span style="background-color: #808080; color: white; border-radius: 50%; padding: 2px; display: inline-block; width: 15px; height: 15px; line-height: 15px;">N/A</span> <b>EC.1.3</b> <b>Slurry pits/lagoons must be fenced for animal and personnel safety</b>	

## Environmental Protection (EC) (continued)




STANDARDS	HOW YOU WILL BE MEASURED
<p><b>EC.2</b> In the case of packaging breakages potential pollutants must be transferred to a suitable container <b>REVISED</b></p>	<ul style="list-style-type: none"> <li>■ <b>EC.2.a</b> Container has an appropriate safe closure cap or bag tie</li> <li>■ <b>EC.2.b</b> The original label information is displayed</li> </ul>
<p><b>AIM: Agrochemicals are correctly handled and applied to prevent contamination and minimise impact on the wider environment</b></p>	
<p><b>N/A</b> <b>EC.3</b> Nitrogen based fertilisers must be stored in a way that minimises the risk of theft <b>NEW</b></p>	<ul style="list-style-type: none"> <li>■ <b>EC.3.a</b> Is stored where there is no public access</li> <li>■ <b>EC.3.b</b> Product is either not stored close to, or is not visible from a public highway (covering or sheeting is an acceptable way of ensuring the product is not visible)</li> <li>■ <b>EC.3.c</b> Checks are made to ensure manufactured fertiliser has not been tampered with, moved or stolen</li> <li>■ <b>EC.3.d</b> Any theft or losses are reported to the police immediately (Tel: 101) as detailed in Appendix</li> </ul>
<p><b>N/A</b> <b>EC.4 Key</b> PPPs must be appropriate for their intended use <b>REVISED</b></p>	<ul style="list-style-type: none"> <li>■ <b>EC.4.a</b> Manufacturer's instructions are followed</li> <li>■ <b>EC.4.b</b> PPPs are approved for use</li> <li>■ <b>EC.4.c</b> Unapproved product is kept in a segregated area of the pesticide store pending collection for disposal at the earliest opportunity; clearly marked with signs/ labels stating that it must not be used</li> </ul>
<p><b>N/A</b> <b>EC.5 Key</b> PPPs must be applied in a manner that minimises the risk of contamination and pollution <b>REVISED</b></p>	<ul style="list-style-type: none"> <li>■ <b>EC.5.a</b> PPP application does not occur in areas of high pollution risk, as identified on a farm map</li> <li>■ <b>EC.5.b</b> PPP application does not occur in unsuitable conditions e.g. when there is a risk of drift or where soil conditions are unsuitable e.g. waterlogged, flooded or snow-covered soil or where the soil has been frozen for more than 12 hours in the previous 24 hours</li> <li>■ <b>EC.5.c</b> Buffer zone requirements of the PPP being applied are complied with</li> </ul>
<p><b>N/A</b> <b>EC.6</b> PPP application must be undertaken by competent operators</p>	<ul style="list-style-type: none"> <li>■ <b>EC.6.a</b> NPTC Pesticide Application Certificates/Lantra Awards Level 2 Pesticides qualification are held</li> </ul>
<b>R</b>	<ul style="list-style-type: none"> <li>■ NPTC/Lantra certificates</li> </ul>
<p><b>N/A</b> <b>EC.7</b> All PPP application equipment must be maintained and tested <b>REVISED</b></p>	<ul style="list-style-type: none"> <li>■ <b>EC.7.a</b> Frequency of testing is carried out as follows:                             <ul style="list-style-type: none"> <li>– all new trailed/ mounted/self-propelled sprayers are NSTS tested before they are 5 years old</li> <li>– subsequently trailed/ mounted/ self-propelled sprayers with a boom width over 3m are NSTS tested once every 3 years</li> <li>– subsequently trailed/mounted/self propelled sprayers with a boom width of 3m or under and other application equipment (slug pellet, micro-granular applicators, weed wipers) are NSTS tested once every 6 years</li> <li>– knapsack, handheld and pedestrian equipment does not require an NSTS test but should be checked by the operator at least annually</li> </ul> </li> <li>■ <b>EC.7.b</b> Equipment calibration occurs at least annually</li> </ul>
<b>R</b>	<ul style="list-style-type: none"> <li>■ NSTS Certificates Calibration records</li> </ul>

STANDARDS	HOW YOU WILL BE MEASURED
<p><b>N/A</b></p> <p><b>EC.8</b></p> <p>Records must be kept of all PPP applications <b>REVISED</b></p>	<ul style="list-style-type: none"> <li>■ <b>EC.8.a</b> Records include: <ul style="list-style-type: none"> <li>– field identifier</li> <li>– crop/variety</li> <li>– date and time applied</li> <li>– justification/target for application</li> <li>– product name and active ingredient</li> <li>– rate of application</li> <li>– water volume</li> <li>– name of sprayer operator</li> <li>– grazing/harvest interval</li> <li>– total area</li> <li>– wind direction and speed</li> <li>– first permissible harvest date</li> </ul> </li> <li>■ <b>EC.8.c</b> Records are kept for at least 3 years</li> </ul>
<p><b>R</b></p>	<ul style="list-style-type: none"> <li>■ PPP application records</li> </ul>
<p><b>N/A</b></p> <p><b>EC.8.1 (Recommendation)</b></p> <p><i>It is recommended where PPPs are used on crops an Integrated Pest Management (IPM) plan is completed</i></p>	
<p><b>R</b></p>	<ul style="list-style-type: none"> <li>■ IPM plan</li> </ul>
<p><b>AIM: Fertilisers and other soil amendments are legal, suitable for their intended use and applied in a manner that prevents pollution and contamination</b></p>	
<p><b>N/A</b></p> <p><b>EC.9 Key</b></p> <p>Manufactured fertilisers and organic manures must be applied in a manner that minimises the risk of contamination and pollution <b>REVISED</b></p>	<ul style="list-style-type: none"> <li>■ <b>EC.9.a</b> Any materials, including waste materials, that are applied to land have agricultural benefit</li> <li>■ <b>EC.9.b</b> Exemptions/permits to use waste materials are held</li> <li>■ <b>EC.9.c</b> A Manure Management Plan (MMP) is kept and followed when applying organic manures to land</li> <li>■ <b>EC.9.d</b> MMP includes, at least: <ul style="list-style-type: none"> <li>– Where and when manure can/cannot be applied (detailed on a map)</li> <li>– Calculations of total area required to apply organic manure</li> <li>– Details of total spreadable area available and outlets for any excess organic manure</li> </ul> </li> <li>■ <b>EC.9.e</b> Before application the following factors are considered: <ul style="list-style-type: none"> <li>– NVZ restrictions</li> <li>– soil type</li> <li>– soil condition</li> <li>– crop requirements</li> <li>– slope</li> <li>– weather conditions</li> <li>– location of watercourses</li> <li>– water supplies and abstraction points (including on neighbouring land)</li> </ul> </li> <li>■ <b>EC.9.f</b> Applications are not carried out during high risk times e.g. on waterlogged, flooded or snow-covered soil or where the soil has been frozen for more than 12 hours in the previous 24 hours</li> <li>■ <b>EC.9.g</b> Biosolids are assured under the Biosolids Assurance Scheme</li> <li>■ <b>EC.9.h</b> Untreated sewage sludge, untreated abattoir or catering derived animal by-products are not applied</li> <li>■ <b>EC.9.i</b> Applications are made in accordance with the Appendix</li> </ul>
<p><b>R</b></p>	<ul style="list-style-type: none"> <li>■ Manure Management Plan (or records detailing required information)</li> <li>■ Exemptions/ permits</li> </ul>

## Environmental Protection (EC) (continued)


STANDARDS	HOW YOU WILL BE MEASURED
<p><b>N/A</b></p> <p><b>EC.10</b></p> <p>All manufactured fertiliser application equipment must be maintained and calibrated at least annually <b>REVISED</b></p>	
<p><b>R</b></p>	<ul style="list-style-type: none"> <li>■ Calibration records</li> </ul>
<p><b>GUIDANCE:</b> Annual field calibration and records are acceptable</p>	
<p><b>AIM:</b> No chemical or physical contamination, pollution or spread of disease from any potential contaminants or wastes</p>	
<p><b>EC.11 Key</b></p> <p>All wastes which cannot be utilised are disposed of in a manner that minimises the risk of contamination and pollution <b>REVISED</b></p>	<ul style="list-style-type: none"> <li>■ <b>EC.11.a</b> Wastes are disposed of by a registered waste carrier</li> <li>■ <b>EC.11.b</b> Wastes are not burnt, with the exception of vegetation and untreated wood</li> <li>■ <b>EC.11.c</b> Empty PPP containers are: <ul style="list-style-type: none"> <li>– cleaned using an integrated pressure rinsing device, or triple rinsed appropriately and the rinsate returned to the spray tank</li> <li>– stored securely</li> <li>– not reused</li> <li>– returned to the supplier or where non-returnable, disposed of via a registered waste carrier</li> </ul> </li> <li>■ <b>EC.11.d</b> Redundant PPPs are disposed of via the supplier or a registered waste carrier</li> </ul>
<p><b>R</b></p>	<ul style="list-style-type: none"> <li>■ Waste transfer notes</li> <li>■ Waste carrier name and registration number</li> </ul>
<p><b>GUIDANCE:</b> In order to transport your own waste you must be registered (free of charge) as a low tier waste carrier: <a href="https://www.gov.uk/register-renew-waste-carrier-broker-dealer-england">https://www.gov.uk/register-renew-waste-carrier-broker-dealer-england</a></p> <p>Opportunities are considered for:</p> <ul style="list-style-type: none"> <li>– reducing the production of waste</li> <li>– reusing waste (where appropriate)</li> <li>– recycling waste, plastics in particular</li> </ul>	
<p><b>N/A</b></p> <p><b>EC.12</b></p> <p>Waste sheep dip must be dealt with in a manner that minimises the risk of contamination and pollution <b>REVISED</b></p>	
	<p><b>WHERE TO FIND HELP</b></p> <ul style="list-style-type: none"> <li>■ HSE guidance on storing pesticides for farmers and other professional users: <a href="https://www.hse.gov.uk/pubns/ais16.pdf">https://www.hse.gov.uk/pubns/ais16.pdf</a></li> <li>■ AHDB guidance on slurry storage: <a href="https://ahdb.org.uk/knowledge-library/slurry-and-manure">https://ahdb.org.uk/knowledge-library/slurry-and-manure</a></li> <li>■ GB authorised biocidal products (including rodenticides): <a href="https://www.hse.gov.uk/biocides/uk-authorized-biocidal-products.htm">https://www.hse.gov.uk/biocides/uk-authorized-biocidal-products.htm</a></li> <li>■ Environment Agency resource efficiency and waste - key actions for farmers: <a href="https://projectblue.blob.core.windows.net/media/Default/Pork/Documents/Key%20Actions%20for%20Farmers_Resource%20Efficiency%20and%20Waste.pdf">https://projectblue.blob.core.windows.net/media/Default/Pork/Documents/Key%20Actions%20for%20Farmers_Resource%20Efficiency%20and%20Waste.pdf</a></li> <li>■ For information on the importance of fertiliser security, visit: <a href="http://www.secureyourfertiliser.gov.uk">www.secureyourfertiliser.gov.uk</a></li> <li>■ For a list of approved pesticides, visit: <a href="http://www.pesticides.gov.uk">www.pesticides.gov.uk</a></li> <li>■ Information on sprayer certificates of competency can be found at: <a href="http://www.cityandguilds.com">www.cityandguilds.com</a></li> <li>■ Details of NSTS approved test centres can be found at: <a href="http://www.nsts.org.uk">www.nsts.org.uk</a></li> <li>■ Nutrient Management Guide (RB209): <a href="https://ahdb.org.uk/nutrient-management-guide-rb209">https://ahdb.org.uk/nutrient-management-guide-rb209</a></li> <li>■ Public register of waste carriers, brokers and dealers (England): <a href="https://environment.data.gov.uk/public-register/view/search-waste-carriers-brokers">https://environment.data.gov.uk/public-register/view/search-waste-carriers-brokers</a></li> <li>■ Public register of waste carriers, brokers and dealers (Northern Ireland): <a href="https://www.daera-ni.gov.uk/articles/registered-waste-carriers-transporters">https://www.daera-ni.gov.uk/articles/registered-waste-carriers-transporters</a></li> <li>■ Public register of waste carriers, brokers and dealers (Scotland): <a href="https://www2.sepa.org.uk/wastecarriers">https://www2.sepa.org.uk/wastecarriers</a></li> <li>■ Public register of waste carriers, brokers and dealers (Wales): <a href="https://naturalresources.wales/permits-and-permissions/waste-carriers-brokers-and-dealers-public-register/?lang=en">https://naturalresources.wales/permits-and-permissions/waste-carriers-brokers-and-dealers-public-register/?lang=en</a></li> <li>■ Protecting our water, soil and air - GOV.UK: (<a href="http://www.gov.uk">www.gov.uk</a>)</li> </ul>

# Vermin Control (VC)

STANDARDS	HOW YOU WILL BE MEASURED
<b>AIM: Effective and responsible control of birds, rodents, insects and other animals to prevent contamination and food safety risk</b>	
<p><b>VC.1 Key</b> There must be effective control of vermin <b>REVISED</b></p>	<ul style="list-style-type: none"> <li>■ <b>VC.1.a</b> No build up of vegetation close to farm structures that may harbour vermin</li> <li>■ <b>VC.1.b</b> A site survey is completed at least annually while stock are housed and/or the feed storage areas are in use, detailing:               <ul style="list-style-type: none"> <li>– date of inspection</li> <li>– locations inspected</li> <li>– findings</li> <li>– action required</li> <li>– date actions completed</li> </ul> </li> </ul> <p><b>GUIDANCE:</b> A site survey is a record of every inspection and/or survey undertaken to look for signs of rodent activity and/or environmental management requirements.</p> <ul style="list-style-type: none"> <li>■ <b>VC.1.c</b> Dead/trapped vermin are searched and disposed of when bait points are checked</li> </ul>
	<ul style="list-style-type: none"> <li>■ Site survey</li> </ul>
<p><b>N/A</b> <b>VC.2</b> Toxic bait must be used responsibly <b>REVISED</b></p>	<ul style="list-style-type: none"> <li>■ <b>VC.2.a</b> Prior to treatment with baits the use of non-chemical control methods is considered first followed by the least toxic alternatives (see Appendix – Risk hierarchy)</li> <li>■ <b>VC.2.b</b> An Environmental Risk Assessment is undertaken in accordance with the Appendix before bait is laid</li> <li>■ <b>VC.2.c</b> Where baits are used a Bait Plan identifies:               <ul style="list-style-type: none"> <li>– location of bait points</li> <li>– bait used</li> <li>– bait point inspection</li> <li>– replenishment dates</li> </ul> </li> <li>■ <b>VC.2.d</b> Non-target animals do not have access to baits</li> <li>■ <b>VC.2.e</b> Bait is prevented from contaminating animal feed</li> <li>■ <b>VC.2.f</b> Permanent baiting is not routinely undertaken and toxic bait is removed when treatment is finished</li> <li>■ <b>VC.2.g</b> Product label directions are followed</li> <li>■ <b>VC.2.h</b> A documented COSHH assessment is carried out where there are 5 or more employees</li> </ul>
	<ul style="list-style-type: none"> <li>■ Environmental risk assessment</li> <li>■ Bait plan</li> <li>■ COSHH assessment (where applicable)</li> </ul>
<p><b>GUIDANCE:</b> Permanent baiting is the application of a rodenticide product when no active infestation is present. Permanent baiting is strictly limited to sites with a high potential for reinvasion when other methods of control have proven insufficient and can only be carried out by professional users and only with products authorised for this use.</p>	
	<p><b>WHERE TO FIND HELP</b></p> <ul style="list-style-type: none"> <li>■ The Campaign for Responsible Rodenticide Use Code is published on: <a href="http://www.thinkwildlife.org/crru-code">www.thinkwildlife.org/crru-code</a></li> <li>■ HSE step-by-step guide to COSHH assessment: <a href="https://www.hse.gov.uk/pubns/books/hsg97.htm">https://www.hse.gov.uk/pubns/books/hsg97.htm</a></li> </ul>

# Personnel (PL)




STANDARDS	HOW YOU WILL BE MEASURED
<p><b>AIM: All personnel (including but not limited to employees, self-employed and family members) are trained and competent to carry out the required activities on farm/sites relating to primary production on site.</b></p>	
<p><b>PL.1 Key</b> Systems must be in place to ensure all personnel are effectively trained and deemed competent to carry out the activities they are required to do <b>REVISED</b></p>	<ul style="list-style-type: none"> <li>■ <b>PL.1.a</b> From November 2021, all new starters have a documented induction covering at least the following:               <ul style="list-style-type: none"> <li>– an explanation of the tasks they will undertake</li> <li>– Health and Safety information</li> <li>– reporting lines</li> </ul> </li> </ul>
<p><b>R</b></p>	<ul style="list-style-type: none"> <li>■ Induction record</li> </ul>
<p><b>GUIDANCE:</b> Records of induction and training may be recorded on either separate or consolidated records, provided that compliance with all relevant requirements can be demonstrated</p>	
<p><b>PL.2</b> Records of training must be kept <b>REVISED</b></p>	<ul style="list-style-type: none"> <li>■ <b>PL.2.a</b> A training record is available for all, including:               <ul style="list-style-type: none"> <li>– name</li> <li>– start date (where applicable)</li> <li>– induction date (where applicable)</li> <li>– details of training/ events attended</li> <li>– date of training</li> <li>– who provided the training (in-house or external provider)</li> </ul> </li> <li>■ <b>PL.2.b</b> Where workers are trained to undertake specific tasks, these are listed in their record</li> <li>■ <b>PL.2.c</b> Records kept for 2 years after person has left the business</li> <li>■ <b>PL.2.d</b> Those using sheep dip hold an NPTC Certificate of Competence in the Safe Use of Sheep Dips or are working under the supervision and in the presence of a person who holds the certificate</li> </ul>
<p><b>R</b></p>	<ul style="list-style-type: none"> <li>■ Training record</li> </ul>
<p><b>N/A</b> <b>PL.3</b> The performance and competence of employees must be regularly reviewed and refresher training implemented as required <b>REVISED</b></p>	<ul style="list-style-type: none"> <li>■ <b>PL.3.a</b> Employees are regularly observed and the output of their work reviewed</li> <li>■ <b>PL.3.b</b> Gaps in competence are addressed by recorded, refresher training, implemented immediately or within a defined timescale</li> </ul>
<p><b>R</b></p>	<ul style="list-style-type: none"> <li>■ Training record</li> </ul>
<p><b>GUIDANCE:</b> This standard applies to employees (not personnel, workers, family members). On a site operated by only one person, there is no requirement for them to undergo a performance review (although this could be undertaken by a fieldsperson or other appropriate person if deemed valuable).</p>	
<p><b>AIM: Any labour providers used are managed with agreements in place to ensure that workers provided are competent, and labour providers are licensed</b></p>	
<p><b>N/A</b> <b>PL.4</b> Where labour providers are used, they are licensed and a documented agreement is in place <b>REVISED</b></p>	<ul style="list-style-type: none"> <li>■ <b>PL.4.a</b> All labour providers used hold a valid Gangmasters &amp; Labour Abuse Authority (GLAA) licence</li> <li>■ <b>PL.4.b</b> A service level agreement is in place between the business and the labour provider</li> <li>■ <b>PL.4.c</b> The agreement confirms that any workers provided are suitably competent</li> <li>■ <b>PL.4.d</b> The agreement confirms any training completed by the labour provider as an alternative to the business's own training systems</li> <li>■ <b>PL.4.e</b> The agreement confirms that all workers are legally permitted to work within the UK</li> <li>■ <b>PL.4.f</b> The agreement defines allocation of Health and Safety responsibilities between labour provider and labour user</li> </ul>

STANDARDS		HOW YOU WILL BE MEASURED
<b>R</b>	<ul style="list-style-type: none"> <li>Evidence of GLAA licence</li> <li>Service Level agreement</li> </ul>	
<p><b>GUIDANCE:</b> The GLAA defines specific circumstances which are excluded from the licensing requirements – refer to GLAA website for further information. This standard does not apply where workers are supplied outside of the scope of licensing requirements.</p>		
<p><b>AIM: A safe working environment for workers and visitors</b></p>		
<b>PL.5</b>	<p><b>Health and Safety Policy in place and effectively communicated to workers</b> <b>NEW</b></p>	<ul style="list-style-type: none"> <li><b>PL.5.a</b> Health and Safety Policy in place</li> </ul>
		<ul style="list-style-type: none"> <li><b>PL.5.b</b> Policy is effectively communicated to all relevant workers</li> </ul>
		<ul style="list-style-type: none"> <li><b>PL.5.c</b> Language and learning style is given due consideration to ensure all workers understand information</li> </ul>
<b>R</b>	<ul style="list-style-type: none"> <li>Health and Safety policy</li> </ul>	
<p><b>GUIDANCE: Definition of worker</b> (taken from: <a href="https://www.gov.uk/employment-status/worker">https://www.gov.uk/employment-status/worker</a>):  A person is generally classed as a 'worker' if:</p> <ul style="list-style-type: none"> <li>they have a contract or other arrangement to do work or services personally for a reward (your contract doesn't have to be written)</li> <li>their reward is for money or a benefit in kind, for example the promise of a contract or future work</li> <li>they only have a limited right to send someone else to do the work (subcontract)</li> <li>they have to turn up for work even if they don't want to</li> <li>their employer has to have work for them to do as long as the contract or arrangement lasts</li> <li>they aren't doing the work as part of their own limited company in an arrangement where the 'employer' is actually a customer or client</li> </ul> <p><b>How to write your Health and Safety Policy</b> (including link to example template):  <a href="https://www.hse.gov.uk/simple-health-safety/policy/how-to-write-your-policy.htm">https://www.hse.gov.uk/simple-health-safety/policy/how-to-write-your-policy.htm</a></p>		
	<p><b>WHERE TO FIND HELP</b></p> <ul style="list-style-type: none"> <li>Guidance on legal requirements for management of Health &amp; Safety is available through the HSE website: <a href="https://www.hse.gov.uk/simple-health-safety/index.htm">https://www.hse.gov.uk/simple-health-safety/index.htm</a></li> <li>Farmwise – Your essential guide to health and safety in agriculture: <a href="https://www.hse.gov.uk/pubns/priced/hsg270.pdf">https://www.hse.gov.uk/pubns/priced/hsg270.pdf</a></li> <li>Gangmaster &amp; Labour Abuse Authority (GLAA): <a href="http://www.gla.gov.uk">www.gla.gov.uk</a></li> </ul>	

## Documents and Procedures (DP)

STANDARDS		HOW YOU WILL BE MEASURED
<p><b>AIM: Plans and procedures in place to ensure safe and legal food production</b></p>		
<b>DP.1 Key</b>	<p><b>The farm, as a whole, must present an acceptable and tidy appearance to the general public. The site management does not present a food safety, animal welfare or environmental risk</b> <b>UPGRADED</b></p>	<ul style="list-style-type: none"> <li><b>DP.1.a</b> The external areas around buildings and farm entrances are kept clear of rubbish, non-essential equipment and other debris</li> </ul>
		<ul style="list-style-type: none"> <li><b>DP.1.b</b> Loose wire, net and silage wrap, scrap machinery, scrap metal and disused tyres are managed</li> </ul>
<p><b>GUIDANCE:</b> Any waste awaiting collection or disposal is stored appropriately i.e. in a dedicated area away from livestock. Old machinery, tyres, wire and silage wrap are stored neatly. External areas around buildings should be kept clear to discourage vermin.</p>		
<b>DP.1.1</b>	<p><b>A farm map must be present and areas of specific risk are identified</b></p>	<ul style="list-style-type: none"> <li><b>DP.1.1.a</b> Farm map shows where applicable: <ul style="list-style-type: none"> <li>all buildings</li> <li>all fields, including area (hectares/acres)</li> <li>watercourses including ditches and ponds</li> <li>boreholes, springs and wells, including any on neighbouring land, within 50m of the boundary</li> <li>any areas of high pollution risk</li> </ul> </li> </ul>
<b>R</b>		<ul style="list-style-type: none"> <li>Farm map</li> </ul>
<p><b>GUIDANCE:</b> One or more maps may be used and this may be held as a hard copy or as an electronic documents</p>		

# Documents and Procedures (DP)

STANDARDS	HOW YOU WILL BE MEASURED
<p><b>DP.2</b>  <b>A documented plan for the effective management of serious incidents and potential emergency situations that threaten the welfare of livestock, food safety or the environment must be in place</b>  <b>REVISED</b></p>	<ul style="list-style-type: none"> <li>■ <b>DP.2.a</b> You have considered the risks to your farm and documented the actions to be taken in the event of (where appropriate):               <ul style="list-style-type: none"> <li>– feed and/ or water equipment failing</li> <li>– fire</li> <li>– power cuts</li> <li>– extreme weather- drought, flooding, snow</li> <li>– disease outbreaks which have the potential to affect other farms/ the general public</li> <li>– activist activity</li> <li>– pollution incident e.g. slurry spillages or leaks</li> <li>– other site-specific risks</li> </ul> </li> <li>■ <b>DP.2.b</b> Up-to-date relevant contact details are displayed (including out of hours phone numbers) e.g. vet, electricity supplier, Environment Agency (or equivalent), feed and water supplier</li> <li>■ <b>DP.2.c</b> Details must be noted on how situations would be dealt with if the person with primary responsibility for stock is unavailable for any period</li> <li>■ <b>DP.2.d</b> Plan is accessible and known to those involved with tasks on the farm</li> </ul>
	<ul style="list-style-type: none"> <li>■ Emergency plan</li> </ul>
<p><b>DP.3</b>  <b>Systems must be in place for recording, investigating and resolution of any complaints that are relevant to the requirements of the Red Tractor Standards</b></p>	<ul style="list-style-type: none"> <li>■ <b>DP.3.a</b> System includes recording the:               <ul style="list-style-type: none"> <li>– complaint</li> <li>– investigation result</li> <li>– action taken to prevent the issue happening again</li> </ul> </li> </ul>
	<ul style="list-style-type: none"> <li>■ Complaints records</li> </ul>
<p><b>GUIDANCE</b></p> <ul style="list-style-type: none"> <li>■ <i>Complaints made by Local Authority, general public, customers (e.g. abattoir feedback) or other</i></li> <li>■ <i>Complaints including, but not limited to, medicine residue levels, dirty stock, welfare and environmental issues</i></li> </ul>	
<p> <b>WHERE TO FIND HELP</b></p> <ul style="list-style-type: none"> <li>■ For information on farm fires see the Defra guidance document 'Farm Fires - Protecting Farm Animal Welfare'  <a href="https://www.gov.uk/government/publications/farm-fires-protecting-farm-animal-welfare">https://www.gov.uk/government/publications/farm-fires-protecting-farm-animal-welfare</a></li> <li>■ For additional guidance on animal welfare in severe weather visit:  <a href="https://www.gov.uk/guidance/keeping-farm-animals-and-horses-in-extreme-weather">https://www.gov.uk/guidance/keeping-farm-animals-and-horses-in-extreme-weather</a></li> <li>■ For additional practical guidance on dealing with livestock in droughts and flooding visit:  <a href="https://projectblue.blob.core.windows.net/media/Default/Imported%20Publication%20Docs/BRP-Managing-cattle-and-sheep-during-extreme-weather-events-1.pdf">https://projectblue.blob.core.windows.net/media/Default/Imported%20Publication%20Docs/BRP-Managing-cattle-and-sheep-during-extreme-weather-events-1.pdf</a></li> </ul>	

**CHAIN OF ASSURANCE REQUIREMENTS**

	Farm	Market	Collection Centres	Transport
<b>Cattle &amp; Sheep</b>	RTA Beef & Lamb Scheme FAWL Scheme QMS Cattle & Sheep Assurance Scheme NIBL FQAS <hr/> <i>Residency period*</i> Cattle – minimum 90 days Sheep – minimum 60 days	RTA Livestock Markets & Collection Centre Scheme QMS Auction Market Assurance Scheme	RTA Livestock Markets & Collection Centre Scheme QMS Auction Market Assurance Scheme	RTA Livestock Transport Scheme QMS Haulage Assurance Scheme The assured farmer's vehicle, for transporting their own livestock (or another assured farmer's vehicle provided certain conditions are met – see relevant standard)
<b>Goats</b>	RTA Goat Scheme	RTA Livestock Markets & Collection Centre Scheme	RTA Livestock Markets & Collection Centre Scheme	RTA Livestock Transport Scheme The assured farmer's vehicle, for transporting their own livestock (or another assured farmer's vehicle provided certain conditions are met – see relevant standard)
<b>Pigs</b>	RTA Pigs Scheme QMS Pigs Assurance Scheme	RTA Livestock Markets & Collection Centre Scheme (only recognised if market is certified to handle assured pigs and if assured pigs move direct to slaughter from market)	RTA Livestock Markets & Collection Centre Scheme (only recognised if site is certified to handle assured pigs and if moving direct to slaughter from collection centre)	RTA Livestock Transport Scheme QMS Haulage Assurance Scheme The assured farmer's vehicle, for transporting their own livestock
<b>Poultry</b>	Relevant RTA Poultry Scheme (Broiler & Poussin, Duck, Turkey)	N/A	N/A	RTA Poultry Catching & Transport Scheme
Notes	Source farms must have valid certification on the day livestock leave the holding. Assurance status can change on any day. Assurance should be verified each time a supplier sends livestock to the site.			Unless the farmer is transporting their own livestock (and therefore covered under their farm assurance), each individual trailer is assured separately. Therefore, the specific trailer used must have valid certification on the day the livestock are transported

**RTA** – Red Tractor Assurance **FAWL** – Farm Assured Welsh Livestock **QMS** – Quality Meat Scotland

**NIBL FQAS** – Northern Ireland Beef & Lamb Farm Quality Assurance Scheme

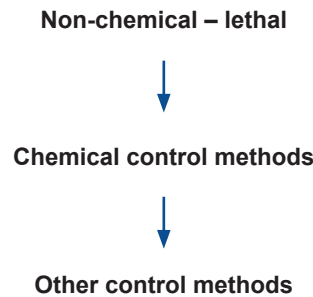
\*Residency period – the minimum amount of time that livestock have been on-farm before being described as assured. The residency period starts from the day of arrival on the holding and includes the day the livestock moved off the holding.

## Appendix VC.2

### VERMIN CONTROL

#### Risk Hierarchy (VC.2.a)

When considering rodent control methods, the concept of a 'risk hierarchy' must be used. This means considering the use of non-chemical control methods first, followed by the least toxic alternatives.



#### Environmental Risk Assessment (VC.2.b)

Where rodent control requires the use of toxic bait (rodenticides), an environmental risk assessment must be undertaken before laying bait. The risk assessment must cover the following:

- What the treatment is designed to achieve, what methods of rodent control will be used and how success will be measured
- Which non-target species may be present in or near the treatment site
- What steps have been/will be taken to prevent or adequately control exposure of wildlife/domestic pets and contamination of the environment
- How dead rodents and rodenticides will be disposed of

#### Bait Plan (VC.2.c)

Records must be kept of baits used and checks made. The standard outlines the information that must be recorded.



### FURTHER GUIDANCE

The **Control of Substances Hazardous to Health Regulation 2002 (COSHH)** requires that assessments be carried out to identify any risks to operators and others who may be affected by working with substances hazardous to health, such as rodenticides. If you have five or more employees, you must record your assessment but, even if you have fewer than five, it makes sense to write down what steps you have taken to identify the risks. The Health and Safety Executive provide an e-tool for completing the COSHH assessment, which can be found here: <http://coshh-tool.hse.gov.uk/>

#### Disposal of poisoned rodents

The bodies of dead rodents may carry residues of rodenticides and, if eaten by predators or scavengers, may be a source of wildlife exposure to rodenticides. It is essential to carry out regular searches for rodent bodies, both during and after the treatment period. Bodies may be found for several days after rats have eaten the bait and rats may die up to 100 metres or more away from the baited site.

It is important to check with local authorities regarding appropriate routes of disposal of poisoned rodent carcasses and there may also be recommendations on the rodenticide product label. Red Tractor has been advised that poisoned rodents can be disposed of (in order of preference):

- in an on-farm incinerator for animal carcasses
- with other waste as part of the domestic waste collection, securely bagged in a dustbin or wheelie bin (subject to local authority agreement)
- off site at a suitably authorised incinerator or landfill
- by burial on site, provided this is done away from sensitive areas

## Appendix HF.6

### HOUSING SPACE ALLOWANCES

Outlined below are additional requirements and guidance relating to livestock housing and space allowances.

#### Cubicles

Cubicle housing systems must have at least one cubicle per animal unless there is adjacent, adequately-sized loose housing (it is recommended that there are at least 5% more cubicles than the number of cows). Cubicles must:

- be long enough and wide enough to allow comfortable rest without injury – but short enough to prevent fouling in the bed and narrow enough to prevent turning around or lying at angles
- accommodate the natural rising of the animal and not cause the animal injury as it rises

Cubicle size must be determined by the size of the animal. Outlined below are the recommended minimum dimensions.

	Liveweight (kg)	Dimensions (m)	
		Length	Width
Cows	<600kg	2.4	1.15
	>600kg	2.5	1.20
Youngstock/Growing/ Finishing	200	1.45	0.7
	300	1.70	0.85
	350	2.05	1.05
	>350	2.1	1.10

#### Loose Housing

Group housing systems (including corrals) must be of sufficient size to allow all livestock to lie down simultaneously, ruminate, rise, turn around and stretch without difficulty. Recommended space allowances are outlined below. Cow space allowances would need to be increased where cows and calves are housed together.

	Liveweight (kg)	Space allowance (m <sup>2</sup> per head)		
		Solid Floors		Fully Slatted Floors
		Bedded	Total (inc. bedding, feeding/ loafing)	
Dairy Cows*	400-499	5.5	8.0	NA (non-slatted lying areas must be provided)
	500-599	6.0	8.5	
	600-699	6.5	9.0	
	700-799	7.0	10.0	
	800 +	8.0	11.0	
Suckler Cows	400	3.50	4.9	
	500	4.25	5.85	
Calves	50-84		1.5	
	85-140		1.8	
	140-200		2.4	
Growing/ finishing/ Youngstock **	200-299	2.0	3.0	1.1
	300-399	2.75	3.95	1.5
	400-499	3.5	4.9	1.8
	500-599	4.25	5.85	2.1
	600-699	5.0	6.8	2.3

\* It is recommended that the space allowance for high yielding cows and cows in yards with a compromised design is increased (e.g. narrow access, poorly located water trough, excessive bedded area width). For a 700kg cow it is recommended the bedded area is increased to 9.5m<sup>2</sup>/ cow

\*\* In-calf heifers must also have access to a non-slatted lying area

## HOUSING SPACE ALLOWANCES

### Individual Calf Pens

Calves kept in individual stalls, pens or hutches (except for those in isolation) must be allowed direct visual and tactile contact with other calves (where there are 2 or more calves on-farm). Calves must have sufficient space to stand up, lie down, turn around, stretch and groom. Recommended minimum space allowances are outlined in the table below.

Calf weight (kg)	Pen size per calf
<60	1m x 1.5m
60-80	1m x 1.8m

All recommended space allowances for dairy cattle and calves have been taken from the British Standard BS 5502: 2005, or Dairy housing - a best practice guide (DairyCo).

### Sheep

Sheep housing systems (including corrals and slatted flooring) must be of sufficient size to allow all livestock to lie down simultaneously, ruminate, rise, turn around and stretch without difficulty. Recommended space allowances are outlined below.

		space allowance (m <sup>2</sup> )
Lowland ewes 60-90kg liveweight	Ewe only	1.2-1.4 per ewe
	With lambs at foot	2.0-2.2 per ewe and lambs
Hill ewes 45-65kg liveweight	Ewe only	1.0-1.2 per ewe
	With lambs at foot	1.8-2.0 per ewe and lambs
Lambs	Up to 3 months	0.5-0.6 per lamb
	3 months to 12 months	0.75-0.9 per lamb
Rams		1.5-2.0 per ram

All recommended space allowances for sheep have been taken from the Code of Recommendations for the Welfare of Sheep.

## Appendix FW.2

### FEED TROUGH SPACE ALLOWANCES

Feed trough space allowances must be appropriate to the size and weight of the livestock – and to the feeding system. Outlined below are the recommended minimum feed trough space allowances for cattle and sheep.

#### Trough Space - Cattle (cm per head)

Weight (kg)	Ration fed	Ad-lib / self feed
200-299	40	15
300-399	50	15
400-499	55	19
500-599	60	24
600-699	67	28
700-799	70	32
800 and over	75	32

#### Trough Space - Sheep (cm per head)

	Ration fed concentrates	Forages fed ad-lib
Store / Finishing Lamb & Ewe Hoggs	30	10-15 cm
Ewe - Small	45	10-15 cm
Horned	45	10-15 cm
Medium	45	10-15 cm
Large	50	10-15 cm

## Appendix FW.5

### ACCEPTED FEED ASSURANCE SCHEMES

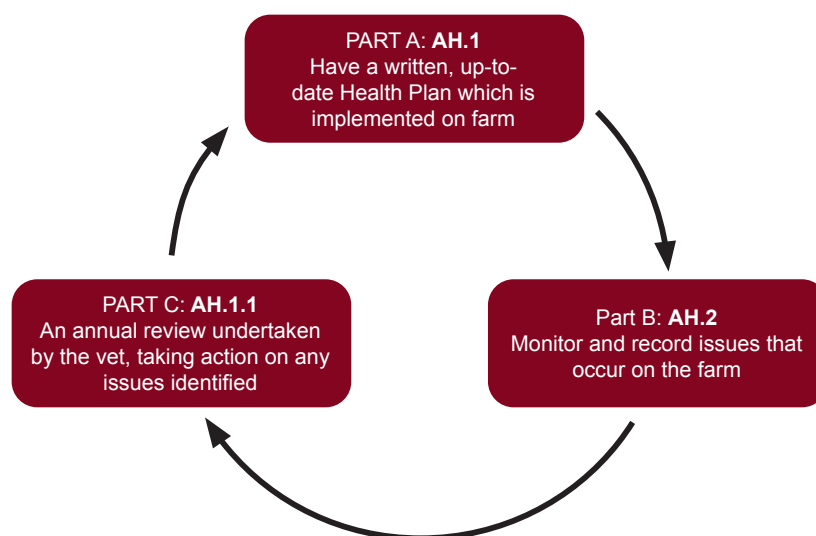
Abbreviated Scheme Name	Full Scheme Name	Scope of the Scheme
UFAS (AIC)	Universal Feed Assurance Scheme	Assured compound feeds, complementary feeds, licks, pre-mixtures and feed ingredients/ materials
FEMAS (AIC)	Feed Materials Assurance Scheme	Production of and trade in feed ingredients/ feed materials
TASCC (AIC)	Trade Assurance Scheme for Combinable Crops	Whole combinable crops. <i>Note: this scheme covers crops storage and transport. Farm assurance is covered by the schemes listed below.</i>
GTAS	Gafta Trade Assurance Scheme	Trade in feed ingredients/feed materials
IGAS	Irish Grain Assurance Scheme	Whole combinable crops. <i>Note: this scheme covers crops storage and transport. Farm assurance is covered by the schemes listed below.</i>
COCERAL GTP	European trade body for agro supply and animal feeds	Trade in feed ingredients/ feed materials
GMP+ (PDV)	Dutch Product Board for Animal Feed	Assured compound feeds, complementary feeds, licks, pre-mixtures and feed ingredients/ materials
FAMI-QS	European Feed Additives And Pre-mixtures Quality System	Feed additives and pre-mixtures
BFBi scheme	Brewing, Food & Beverage Industry Suppliers Association	Certifies grains from smaller breweries
RTAOS	Red Tractor Assurance Cold Crush Oilseeds Scheme	Certifies meal from cold crush oilseeds

### Accepted Farm Assurance Schemes:

Abbreviated Scheme Name	Full Scheme Name	Scope of the Scheme
RTA Combinable Crops and Sugar Beet	Red Tractor Assurance for Farms - Combinable Crops and Sugar Beet Scheme	Combinable crops & sugar beet
SQC	Scottish Quality Farm Assured Combinable Crops Ltd	Combinable crops
NIFQACS	Northern Ireland Farm Quality Assured Cereals Scheme	Combinable crops
SAFA	Soil Association Farm Assurance (Crops module)	Combinable crops
RTA Fresh Produce	Red Tractor Assurance for Farms - Fresh Produce Scheme	Produce – vegetables, fruits and root crops

### HEALTH PLAN AND REVIEW (B&L)

Standards AH.1, AH1.1 and AH.2 requires proactive, farm-specific health planning.



This is demonstrated by:

It is a requirement that the Health Plan is reviewed, signed and dated by the nominated veterinary surgeon or veterinary surgeon from the nominated vet practice annually.

#### **PART A: The Health Plan (AH.1)**

Farmers can complete the health plan themselves or can develop it with their veterinary surgeon who has knowledge of the farm. However, the vet must review, sign and date the health plan annually.

There are certain key criteria that your health plan must include as a minimum, which is detailed in Table A.

#### **PART B: Monitor the issues that occur on-farm (AH.2)**

Health and performance of livestock should be recorded and monitored continuously, but the scheme requires as a minimum an annual collation of:

- lameness
- mortality records inc. cause of deaths if known
- culling records and reasons for culling
- medicine records including reason for treatment
- abattoir feedback (where provided and applicable)
- parasites e.g. liver fluke
- abortion
- metabolic diseases
- clostridial diseases

The collation can be undertaken by the farmer themselves, or a veterinary surgeon. This information is then used to complete the Annual Health and Performance Review.

## Appendix AH.1, AH1.1 and AH.2 (continued)

### HEALTH PLAN AND REVIEW (B&L)

#### PART C: Annual Health and Performance Review (AH.1.1)

It is a requirement that the nominated veterinary surgeon or veterinary surgeon from the nominated vet practice conducts an Annual Health and Performance Review. This entails:

- Reviewing records/data taking into account those records maintained throughout the year
- Identifying key issues to focus on e.g. those that have either been most significant in terms of:
  - Incidence rate/number of cases
  - Impact on productivity/welfare
  - Financial impact
- Identifying the preventative actions or treatments to be used in the future to prevent or control the issue
- Provide recommendations for any updates to the Health Plan as required

#### TEMPLATES

There are templates available from the Red Tractor website for a Flock/Herd Health Plan and Health and Performance review. The scheme templates reference the minimum scheme requirements. Other templates and/or computer packages may be used, as long as the criteria outlined in this appendix are included.

MANAGEMENT TOPIC	WHAT THE PLAN MUST DETAIL/ EXPLAIN	EXAMPLES TO CONSIDER
<b>Biosecurity policy</b>	Actions taken to reduce biosecurity risks to your farm	e.g. managing incoming stock, people, vehicles
<b>Infectious disease and vaccination</b>	For disease risks relevant to the farm: <ul style="list-style-type: none"> <li>■ flock/herd status</li> <li>■ vaccines used and vaccine timing</li> </ul>	e.g. Johnes, Lepto, BVD, IBR, TB, abortion, clostridia, pasteurilla
<b>Parasite control</b>	For parasite risks relevant to the farm: <ul style="list-style-type: none"> <li>■ products used and timing</li> </ul>	e.g. fluke, lungworm, worms, lice, flies
<b>Foot care</b>	For foot problems relevant to the farm: <ul style="list-style-type: none"> <li>■ details of the person responsible for treating</li> <li>■ when and how the problem is treated - controls/ treatments and products used</li> </ul>	e.g. digital dermatitis, sole ulcers, foul, white line disease, foot rot
<b>Colostrum Policy</b>	<ul style="list-style-type: none"> <li>■ The measures taken to ensure newborns receive adequate colostrum (including where applicable, timing, quantity and quality)</li> </ul>	
<b>Husbandry procedures</b>	The actions taken to ensure newborns receive adequate colostrum For husbandry procedures relevant to the farm: <ul style="list-style-type: none"> <li>■ the person responsible</li> <li>■ methods and age of animal</li> <li>■ anaesthetics/analgesics used</li> </ul>	e.g. disbudding, dehorning, castration, removal of supernumerary teats
<b>Identifying treated animals</b>	A written policy detailing how livestock are identified to manage withdrawal periods, and their treatment	
<b>Dealing with TB reactors</b>	A written policy for dealing with TB reactors within the herd and their milk, including actions taken to: <ul style="list-style-type: none"> <li>■ isolate and identify reactors</li> <li>■ ensure reactor milk doesn't enter the bulk tank and is not fed to calves</li> </ul>	
<b>Euthanasia</b>	A written policy outlining how euthanasia is undertaken on-farm, including: <ul style="list-style-type: none"> <li>■ animal type</li> <li>■ methods used</li> <li>■ name of person who undertakes it</li> </ul>	

### APPROPRIATE METHODS OF HANDLING

The best way to move animals is to understand their natural behaviour and to work with that behaviour.

For cattle and sheep, use your position, voice, flags, and a stick as an extension of the arm

For pigs, use your position, voice, aids and pig boards

Handlers are not permitted to handle animals in such a way as to cause them pain or suffering.

It is not permitted to...

- Strike or kick any animal
- Apply pressure to any particularly sensitive part of the body in such a way as to cause pain or suffering
- Lift or drag in any way that may cause pain or suffering
- Use prods or other implements with pointed ends
- Twist, crush or break the tails of animals or grasp the eyes of any animal
- Throw or drop animals

**Poor handling can result in lower meat quality, as well as bruising and injury.**

## Appendix HP.1

### LIVESTOCK HUSBANDRY PROCEDURES

This appendix outlines the scheme requirements when undertaking certain husbandry procedures (also known as common veterinary operations). Consideration should be given to whether the procedure is necessary – and procedures must only be carried out by competent persons. Consideration must also be given to the application of dressing/antibiotic sprays to wounds.

Where husbandry procedures are carried out on-farm, it is a requirement that you document this in your health plan - and a recommendation that the need of husbandry procedures is reviewed with a vet.

A competent stock person is trained and/or experienced stockman who understands the welfare implications of the procedure they are undertaking, the methods they are using and the conditions for use.

#### CATTLE

PROCEDURE/ METHOD		CONDITIONS OF USE			
		Animal age	Operator	Anaesthetic	Analgesic
Castration	Elastration/Rubber ring	1st week of life only	Competent stock person		
	Clamp/bloodless	Up to 2 months	Competent stock person		With
	Other method	Up to 2 months	Competent stock person	With	With
	When animal is over 2 months of age	Over 2 months	Vet Only	With	With
Disbudding	Chemical cauterisation	1st week of life only	Competent stock person		Recommended with
	Other method than above e.g. hot iron	Up to 2 months	Competent stock person	With	With
Dehorning	Cutting/sawing horn ( <b>must not</b> be used routinely)	Up to 5 months	Competent stock person	With	With
		Over 5 months	Vet Only	With	With
Removal of Supernumerary Teats	Using clean, sharp scissors	Up to 3 months	Competent stock person	With	With
		Over 3 months	Vet Only	With	With

Routine tail docking of cattle is not permitted.

#### SHEEP

PROCEDURE/ METHOD		CONDITIONS OF USE			
		Animal age	Operator	Anaesthetic	Analgesic
Castration	Elastration/ Rubber ring	1st week of life only	Competent stock person		
	Clamp/ bloodless	Up to 3 months	Competent stock person		
	When the animal is over 3 months of age or where any methods other than above are used		Vet Only	With	With
Tail Docking*	Rubber Ring	1st week of life	Competent stock person		
	Hot iron/clamp	Up to 2 months	Competent stock person	With	
	Surgical/other	Any age	Vet Only	With	With
Dehorning and disbudding**	Trimming of insensitive tip of an in-growing horn	Any age	Competent stock person		
	All other cases	Any age	Vet Only	With	With

\* There must be sufficient tail to cover the vulva or the anus. Any shorter must only be in the case of emergency, disease or injury following consultation with a vet (and administration of anaesthetic).

\*\* Under the Veterinary Surgeons Act 1966 (as amended), only a veterinary surgeon may de-horn or disbud a sheep, apart from trimming the insensitive tip of an ingrowing horn, which if left untreated could cause pain or distress.

## Appendix LT.3

### LIVESTOCK TRANSPORT - STOCKING DENSITIES

The standard requires livestock to be transported at legally prescribed stocking densities. Outlined below are the stocking densities as prescribed by Council Regulation (EC) No 1/2005 on the protection of animals during transport and related operations (and amending directives).

	Category	Approx. weight (in kg)	Area in m <sup>2</sup> /animal
<b>Cattle</b>	Small calves	55	0.30 to 0.40
	Medium-sized calves	110	0.40 to 0.70
	Heavy calves	200	0.70 to 0.95
	Medium-sized cattle	325	0.95 to 1.30
	Heavy cattle	550	1.30 to 1.60
	Very heavy cattle	>700	>1.60
<b>Sheep</b>	Shorn sheep and lambs 26kg and over	<55kg >55kg	0.20 to 0.30 >0.40
	Unshorn sheep	<55kg >55kg	0.30 to 0.40 >0.40
	Heavily pregnant ewes	<55kg >55kg	0.40 to 0.50 >0.50

## Appendix EC.1

### SILAGE, SLURRY AND AGRICULTURAL FUEL OIL (SSAFO) STORAGE

There are exemptions from the Water Resources (Control of Pollution) (Silage, Slurry and Agricultural Fuel Oil) (England) Regulations 2010 (or equivalent) for installations built before prescribed dates. Those dates are as follows:

	Slurry/Silage	Agricultural Fuel Oil
England	1991	1991 or where less than 1,500 litres stored on farm
Wales	1991	Since 15 March 2020 all storage must meet the requirements of the Oil Storage (Wales) Regulations 2016
Scotland	2003	2003 or where less than 1,250 litres stored on farm
Northern Ireland	2003	2003 or where tank capacity does not exceed 1,250 litres

#### Agricultural Fuel Oil (excluding domestic only tanks, mobile and underground tanks)

- There must be an impermeable bund. The bund is either at least 110% capacity of the individual tank, or if there is more than one tank within the bund, 25% of the total or 110% of the largest tank
- There must be an outlet within bund (NB – with double skinned tanks, in principle the outer skin can act as the bund for the inner tank. However this benefit is lost if the outlet is at the bottom of the tank as any leakage through or around the outlet will not be captured)

**Note: It is best practice for all fuel tanks to be bunded even if they benefit from exemptions to the legislation**

### SAFE APPLICATIONS TO LAND

This appendix provides guidance on making applications to land. All applications to land must be carried out in accordance with legislation. Environmental permits or exemptions must be held where applicable. If your farm is in an Nitrate Vulnerable Zone (NVZ) you must also follow NVZ rules.

*Note:* Producers should always check with buyers to ensure that any applications of sludge, compost, digestate and other materials originating outside the farm are acceptable to customers.

#### Sewage Sludge (biosolids)

For further information, including the Biosolids Assurance Scheme (BAS) Standard, refer to:

<https://assuredbiosolids.co.uk/>

Evidence of BAS Certified Biosolids should be provided by your biosolids supplier and can be verified in the Certification section of the BAS website.

#### Farmyard Manure (FYM) and Slurry – Fresh, Stored or Treated

Using the following steps as a guide will help to ensure that manures are used efficiently:

- Know the nutrient contents of applied manures
- Apply manures evenly and at known rates
- Where appropriate, rapidly incorporate manures or use an application technique that will minimise ammonia losses
- Apply manures in spring, where possible, to reduce nitrate leaching losses
- Take the nutrient content of applied manures into account when calculating inorganic fertiliser applications

Spreading manures onto pasture is a valuable source of nutrients but can play a role in transferring disease to healthy stock. The main risk is from spreading fresh, unstored slurry or manure. Risks are reduced by storage, low application rates and leaving pasture for as long as possible before grazing.

*Note:* The scheme recommends that poultry manure is not applied to grazing land or grassland to be harvested due to the risks associated with botulism.

#### Compost, Digestates and other Recycled Materials

It is recommended that digestates and composts sourced from external contractors for application to land have been produced to the relevant PAS specification (PAS 110 for digestate, PAS 100 for compost) and are applied following the associated quality protocol. The specifications and Quality Protocols provide safeguards on the feedstock materials, the processing stages and end product quality.

Where anaerobic digestate is produced from an energy crop feedstock (e.g. maize) and there is no pasteurisation step there is a risk that plant pathogens, for example *Fusarium* spp., may be present. It is recommended that energy crop digestate is ploughed in before drilling a subsequent cereal crop.

**SAFE APPLICATIONS TO LAND**

**Safe Applications to Land Matrix**

	Manure and Slurry		Compost and Anaerobic Digestate		Treated Sewage Sludge	
	Application	Grazing/ harvest interval	Including animal by-products	Not including animal by-products	Conventional treated	Enhanced treated
Combinable crops (inc. homefed)	May be applied before and after drilling/planting	n/a	May be applied before and after drilling/planting			
Grassland and forage – grazed *	Recommended that applications are made in the spring and that rapid incorporation techniques are used	At minimum a 4 week no-graze interval applies. It is recommended that there is an 8 week no-graze interval for adult livestock and a 6 month no-graze interval for youngstock	A no-graze interval of 2 months for pigs and 3 weeks for other livestock applies	A no-graze interval of 3 weeks applies	No grazing in season of application or a no-graze interval of 3 weeks applies when biosolids is deep injected or ploughed down	A no-graze interval of 3 weeks applies
Grassland and forage – harvested **		A no-harvest interval of 4 weeks applies	A no-harvest interval of 2 month for pigs and 3 weeks for other livestock applies	A no-harvest interval of 3 weeks applies	A no-harvest interval of 3 weeks applies	A no-harvest interval of 3 weeks applies

\* Grass, forage swedes and turnips, fodder mangolds, fodder beet, fodder kale, forage rye and triticale, turf

\*\* Grass silage, silage maize, haylage, hay, herbage seeds



# RED TRACTOR ASSURANCE SCHEME MEMBERSHIP RULES

**Your attention is drawn in particular to the limitation of liability provisions set out in Rules 74 to 76.**

**We are Assured Food Standards, trading as Red Tractor Assurance ('RTA'), a not for profit company, owned and funded by organisations and trade bodies from across the British farming and food industry.**

1. These rules together with the accompanying explanation of how the Scheme works and any additional sector specific rules issued from time to time by RTA as contemplated in Rule 5 (as amended from time to time, 'these Rules') govern the terms and conditions for membership of the Red Tractor Assurance Scheme ('the Scheme').
2. In these Rules:
  - a. 'Applicant Business' means applicants for membership of the Scheme;
  - b. 'Assessment' means the assessment of your conformance to the Standards by your Certification Body's appointed assessor, whether carried out on application, renewal, on a revisit to assess previously identified non-conformances or by way of spot checks, whether announced or unannounced and whether by way of personal visit, remote assessment via video-streaming and/or the review of documentation uploaded by you to the Red Tractor Portal;
  - c. 'Associate', in respect of a Member, means any shareholder, officer, agent, employee, contractor or relative of that Member and any relative of any such person;
  - d. 'Certification Body' means a certification body (acting as an independent contractor) which is licensed by RTA to carry out certification and assess conformance to the Standards, all such bodies being set out from time to time in RTA's website at <https://assurance.redtractor.org.uk/standards/contact-certification-bodies>;
  - e. 'Enterprise' means a farming enterprise or activity which is covered by any of the particular Standards;
  - f. 'Member' means a member of the Scheme;
  - g. 'Member Logos' means the Member logos set out from time to time in the RTA Website at <https://assurance.redtractor.org.uk/contentfiles/files/SchemeLogoRules.pdf>;
  - h. 'Membership' means membership of the Scheme;
  - i. 'Red Tractor Assurance Claim' means a claim to source and supply food or drink products which are eligible to carry any version of the Red Tractor logo;
  - j. 'Red Tractor Portal' means the online portal onto which you may upload documentation in advance of an Assessment and which can be accessed at <https://portal.redtractor.org.uk/#/home>;
  - k. 'relative' in relation to a person includes the mother, father, stepfather, stepmother, sister, brother, wife, husband, civil partner, daughter, son, grandparent, grandchild, parent-in-law, son-in-law, daughter-in-law, sister-in-law, brother-in-law, step parent, step child, step sister, step brother, foster child, legal guardian, domestic partner or fiancé/fiancée of that person or of that person's spouse, former spouse, civil partner or former civil partner;
  - l. 'RTA Website' means the website of RTA at <https://assurance.redtractor.org.uk> (or any replacement website RTA may establish and operate from time to time);
  - m. 'Scheme Member Checker' means the database of Members maintained by RTA at <https://checkers.redtractor.org.uk/rtassurance/services.eb>;
  - n. 'Standards' means the Red Tractor Assurance Scheme farm standards for each farming sector (currently, beef & lamb, dairy, pigs, poultry, dairy goats, crops and fresh produce) and supply chain standards (currently, livestock transport, meat and poultry processing, livestock markets and collection centres, safe haven and cold crush) as set out in the RTA Website at <https://assurance.redtractor.org.uk/standards> and as set out at the end of this document, as updated from time to time; and
  - o. 'you' means such Applicant Business or Member as the context permits.
3. You can only gain certification and obtain 'Red Tractor Assured' status for an Enterprise to which your application relates if you conform to the Standards applicable to that Enterprise and you must continue to meet these Rules and those Standards at all times. Failure to comply with these Rules or the Standards may result in your certification (whether for a particular Enterprise or for all Enterprises carried out by you) being suspended or withdrawn and your Membership being revoked.
4. RTA may update these Rules and the Standards at any time. You will be given notice of the specific changes made to the Standards and when they will come into effect. When changes are made to the Rules, we will give you notice of that fact and confirm in such notice when the amended Rules will come into effect and how you can view and download or otherwise obtain the amended Rules. You must ensure full compliance with all such changes to the Standards and the Rules to retain 'Red Tractor Assured' status.
5. From time to time RTA may publish (including via the RTA Website) additional sector specific rules and guidance which will be supplementary to and deemed to be part of these Rules (for example, rules and guidance in respect of contract farming in the combinable crops sector and the Safe Haven New Entrants and Suspended Member Protocols).

6. These Rules are in addition to any statutory requirements. Nothing in these Rules shall be deemed to provide exemption from current legislation and you must comply with all legislation relevant to the scope of the Scheme at all times.
7. Where the words 'include(s)', 'including' or 'in particular' are used in these Rules, they are deemed to have the words 'without limitation' following them.

#### **Claiming Products or Services are 'Red Tractor Assured'**

8. Subject always to the provisions of Rules 68 to 73 (and in particular the restrictions in Rule 70 on using the relevant Member Logo(s) or any other version of the Red Tractor logo on, or applying any such logo or a Red Tractor Assurance Claim to, food packs (including packaging such as meat, fruit or vegetable boxes, milk cartons or bottles) or using any such logo or making such a claim at the point of sale of food products (including online sales) unless you have a processors and packers licence issued by RTA (see <https://trade.redtractor.org.uk/>), you must not claim that products you sell and/or services you provide are, or describe them as, 'Red Tractor Assured', 'RT Assured', 'RTA Assured', 'RTA', 'RT' or 'Assured' or 'Certified' for the purposes of the Scheme unless and until you have been through the application and Assessment process referred to in the above explanation of how the Scheme works and a certificate of conformity to the relevant Standards has been issued for the Enterprise to which those products or services relate. Thereafter, subject always to Rules 68 to 73, you must not claim that products you sell and/or services you provide are, or describe them as, 'Red Tractor Assured', 'RT Assured', 'RTA Assured', 'RTA', 'RT' or 'Assured' or 'Certified' for the purposes of the Scheme:
  - a. if and to the extent that such products or services relate to a business, Enterprise, activity, location, holding, site, store or vehicle which is not included in the scope of your certification;
  - b. if your certification has been (and for so long as it remains) suspended or has been withdrawn for any reason;
  - c. if you do not renew your Membership on time in accordance with these Rules;
  - d. if your Membership is revoked for any reason; or
  - e. if you have voluntarily left the Scheme.

#### **Application**

9. Any sole trader, partnership, limited or unlimited company or limited liability partnership (or other form of trading entity approved by RTA), farming or carrying out an Enterprise, can apply to be a Member. Similar schemes operate in the devolved regions of the UK covering some Enterprises and where this applies you should join the local scheme.
10. You can apply to join the Scheme for a single Enterprise or whatever combination of Enterprises fits your business needs. The exceptions to this are: beef and lamb, where, if both cattle and sheep are farmed, both have to be assessed and certified; and dairy, where beef assurance is required for the cattle (see Rule 23).
11. You can only apply for Membership through a Certification Body, which is an independent contractor licensed by RTA to certify conformance to the Standards.
12. Each sole trader, partnership, limited or unlimited company or limited liability partnership (or other form of business approved by RTA) farming or carrying out an Enterprise must be registered as a Member in its own right in order to exercise the rights afforded by Membership and each Member must have at all times a named nominated person ('Nominated Person') who has | functional responsibility for the management decisions and operating systems being assessed.
13. The Nominated Person of the Applicant Business must sign the membership application form provided by your chosen Certification Body ('your Certification Body') and subsequent renewal application forms (and RTA and your Certification Body shall be entitled to assume that the Nominated Person is authorised to sign such forms on your behalf). In submitting an application or renewal fee and/or such forms, you are agreeing with RTA and your Certification Body to be bound by these Rules and the Certification Body's terms of engagement.
14. Any false or misleading statement made on the Membership or renewal application forms, during Assessments, or in any other communication, may lead to suspension or withdrawal of your certification and even exclusion from future Membership. You must provide, upon request by RTA or your Certification Body, any information relevant to conformance with the Standards or these Rules.
15. Any act or omission to act (whether by you, your officers, employees or agents or a third party and whether or not in relation to your premises, site or holding) which impacts on your conformance to the Standards, these Rules or any relevant legislation, will be deemed to be your responsibility for the purpose of assessing your compliance with the Standards and these Rules. Any rights and remedies available to and sanctions imposed by RTA or your Certification Body in respect of any non-conformance to the Standards ('non-conformance') or breach of these Rules may, at the discretion of RTA or your Certification Body, be deemed to apply also to any other person who operates or proposes to operate from the same premises, site or holding as you and who is or wishes to become a Member.

## Holdings, Sites, Stores and Vehicles

16. You must disclose in your Membership or renewal application form all holdings, sites, stores and vehicles which you want to be included in the scope of your certification (having regard to Rules 17, 18 and 19 below).
17. Subject always to Rules 12, 18 and 19, where a Membership or renewal application form lists more than one holding, site, store, or vehicle, they must all be managed on a day to day basis by the same person. A separate application must be made in respect of any holding, site, store or vehicle of a Member which is managed on a day to day basis by a different person. If there is any uncertainty over whom any holding, site, store, or vehicle is managed by, RTA or your Certification Body may require you to provide such documentary evidence as it sees fit and its decision shall be final, subject always to Rule 83 to 85 (Complaints and Appeal Procedure).
18. Unless RTA or your Certification Body otherwise permits in writing in its absolute discretion, separate Membership or renewal applications will be required in accordance with the following principles or as RTA or your Certification Body may direct:

Enterprise / Activity	Separate Membership for each:
Farms / Safe Haven / Cold Crush	<ul style="list-style-type: none"> <li>Enterprise</li> <li>Holding / site within each such Enterprise: subject to the provisions of Rule 19 below</li> </ul>
Livestock Transport	Commercial Livestock Vehicle / Trailer
Livestock Market	Site with separate Animal Gatherings Order Approval Number
Collection Centre	Site with separate Animal Gatherings Order Approval Number
Meat and Poultry Processing	Site with separate FSA Approval Number

19. Additional farm holdings may be allowed within an application for a main site or holding provided the additional holdings fall within the relevant description set out below and subject always to such holdings being managed on a day to day basis by the same person.

Dairy/Dairy Goats	Poultry	Pigs	Beef/Lamb	Crops	Fresh Produce
Each milking premises requires a separate registration	A self-contained live poultry facility functioning with defined poultry stock management, operational control and bio-security standards	Main holding + max 3 small nursery or finishing units	Main site + additional sites where livestock are kept	Main holding + any additional sites where fertilisers and pesticides are kept or harvested products stored or processed	
		<i>Additional sites must be sufficiently close to the main site or holding as agreed by the Certification Body.</i>			

## Dairy Members (Cattle only)

20. Dairy farm assurance is normally arranged by the dairy purchaser (i.e. the first purchaser of milk from the farm and with whom the milk producer enters a milk supply contract). Separate membership rules (the 'Dairy Purchaser Membership Rules') apply to dairy purchasers. Dairy purchasers who wish to become a dairy purchaser member of the Red Tractor Dairy Farm Assurance Scheme must complete the application form available upon request by emailing "memberhelp@redtractor.org.uk" and are required to ensure that all milk producers supplying milk to them have a valid certificate evidencing conformance to the Red Tractor Dairy Farm Assurance Standards.
21. By agreeing to supply milk to a dairy purchaser member of the Red Tractor Dairy Farm Assurance Scheme, a milk producer shall be deemed to have agreed to be bound by these Rules and upon the issue of a valid certificate evidencing conformance to the Red Tractor Dairy Farm Assurance Standards, the milk producer shall become a milk producer member of the Red Tractor Dairy Farm Assurance Scheme. If the dairy purchaser membership of the dairy purchaser to whom a milk producer member supplies milk is suspended or revoked, the milk producer membership of the milk producer itself will also be suspended or revoked (as the case may be). If a dairy purchaser member has given notice to close its membership of the Red Tractor Dairy Farm Assurance Scheme in accordance with the Dairy Purchaser Membership Rules, each milk producer member supplying milk to that dairy purchaser member must (until such membership is closed) continue to comply with these Rules and permit dairy Assessments to continue to be carried out.
22. Individual dairy farms which are both a milk producer and a milk processor may, on an exceptional basis and at RTA's absolute discretion, be accepted into membership of the Red Tractor Dairy Farm Assurance Scheme as both a milk producer member and a dairy purchaser member. Any such member

(referred to as an "Independent Member") must comply with both these Rules and the Dairy Purchaser Membership Rules. If an Independent Member's dairy purchaser membership is suspended or revoked in accordance with the Dairy Purchaser Membership Rules, the Independent Member's milk producer membership shall automatically be suspended or revoked (as appropriate). Similarly, if an Independent Member's milk producer membership is suspended or revoked in accordance with these Rules, the Independent Member's dairy purchaser membership shall automatically be suspended or revoked (as appropriate).

23. Cattle on dairy farms must also be beef assured (i.e. certification to the RTA beef Standards or to the beef assurance scheme in any relevant devolved region of the UK – see Rule 9). If you do not want your beef assurance to be assessed by the Certification Body which assesses your certification to the Red Tractor Dairy Farm Assurance Standards, you must, at the time of your dairy Assessment, demonstrate to the dairy assessor that your beef assurance is in place and commit to it being maintained.

## Initial Assessment and Certification

24. A full initial Assessment must be completed and you must conform to all the Standards (not including 'recommendations') before your certification can be progressed and your Membership confirmed.
25. To enable a full Assessment to take place you must grant the assessor access to (or take all steps necessary to facilitate the carrying out of a remote visual Assessment, such as via video-streaming and/or by uploading records and documents to the Red Tractor Portal, of):
- all parts of the holding, site, store or vehicle, key members of staff and records/documents to which he/she reasonably requests access;
  - all livestock and, where relevant, allow the assessor to carry out welfare outcome scoring.
26. Without prejudice to Rule 53.d, an assessor may refuse to carry out or finish an Assessment:
- if he/she believes the presence of a third party may, intentionally or otherwise, influence its outcome in an inappropriate manner;
  - if he/she feels threatened or that he/she has been subjected to abusive behaviour at any time during the visit; or
  - if the site is empty or non-operational.
27. If any of the Standards has not been met, then a non-conformance will be raised. Certification will be dependent upon you carrying out improvements to the satisfaction of the Certification Body and within the specified time period(s).
28. Certificates and, where applicable, stickers confirming certification status, only relate to the assessed holding(s) or site(s) and are not transferable to any other holding or site or to any other business or person. All such certificates and stickers remain the property of your Certification Body. Whilst certificates and stickers may be useful in confirming 'Red Tractor Assured' status, the only definitive proof of certification and 'Red Tractor Assured' status is the Scheme Member Checker database managed and operated by or on behalf of RTA.

## Membership Renewal

29. Your Membership must be renewed annually. Failure to renew within one month after an annual renewal date will result in your Membership being closed. If you subsequently apply again to be a Member, you will be treated as a new applicant and a full initial Assessment will be required. In such a case, your Membership and certification will not be backdated.

## Material Changes

30. You must keep your Certification Body informed of any material changes to your operation (when compared to the operation as at the date of your most recent Assessment) which might affect your certification. Examples of such 'material changes' include:
- additional holdings or sites (e.g. crop storage facilities, livestock grazing);
  - a change in the person who manages on a day to day basis any Enterprise, holding, site store or vehicle within your certification;
  - additional commercial livestock vehicles;
  - the site becoming empty of livestock at any time;
  - the site becoming restocked; and/or
  - changes to the activity being carried out on the holding or site (e.g. a farm or haulier also operating as a collection centre, or a meat processor beginning to process new species such as pork or poultry).
31. If you are the subject of an event described in Rule 53.g, or if any action is taken which is likely to lead to such an event, you must inform your Certification Body immediately giving details of any person appointed (or proposed to be appointed) as receiver, liquidator, administrative receiver, administrator or other such officer pursuant to any such arrangement or related order.
32. If, where you are a company or limited liability partnership, one of your members or any other person (including any group company) with whom you are connected, is the subject of an event described in Rule 53g or if any action is taken which is likely to lead to such an event, in circumstances which could result in you being unable properly to perform your obligations as a Member under these Rules, you must inform your Certification

Body immediately, giving details of any person appointed (or proposed to be appointed) as receiver, liquidator, administrative receiver, administrator or other such officer pursuant to any such arrangement or order.

33. When certified against the Red Tractor Fresh Produce Standard only, you may ask your Certification Body for a voluntary suspension of one, some or all of the crop types covered by the certification.

#### **Changing Certification Body**

34. You can change your Certification Body at any time, in accordance with Rules 35 to 38.
35. You must declare on your application to the proposed new Certification Body whether you have previously applied to become, or have been, or are currently, a Member. If that is the case, you must confirm the Certification Body to whom you applied, your previous Membership number and details of all sites previously assessed (as well as the CPH number and PRIMO/ Herd mark, where applicable).
36. Your proposed new Certification Body will request and be given access to your historical data and records from your existing Certification Body before confirming continued certification.
37. The proposed new Certification Body may reject your application to transfer if you have outstanding non-conformances still to be rectified or if any other previously imposed certification or Membership condition prevents the application from being accepted. In such a case, before any transfer takes place, you must clear non-conformances to the satisfaction of your existing Certification Body. Unless otherwise agreed in writing by RTA, any previously imposed conditions (e.g. more frequent or unannounced inspections) shall continue to apply to and may be enforced by the new Certification Body.
38. If your application to transfer is accepted by the new Certification Body, it will take effect immediately upon such acceptance being confirmed and you do not need to inform your former Certification Body of the transfer.

#### **Routine Assessments and Spot Checks**

39. You must allow your Certification Body's appointed assessors to carry out routine Assessments, revisits and spot checks, whether in person or remotely (whether via video streaming and/or review of documents and records uploaded to the Red Tractor Portal or otherwise) and where Assessments are requested to be carried out remotely you must take all reasonable steps necessary to enable remote Assessment to take place.
40. Each of RTA, your Certification Body and any third party duly authorised to act on behalf of either or both of them, has the right to carry out an Assessment or spot check at short notice or unannounced.
41. The assessor may be accompanied by an observer.
42. If any of the Standards are not met, a non-conformance will be raised. Continued certification will be dependent upon you carrying out improvements to the satisfaction of the Certification Body and within the time period(s) specified.

#### **Special Conditions of Certification**

43. RTA and your Certification Body shall each be entitled, at any time and each in its absolute discretion, to specify 'Special Conditions of Certification' for your Membership and/or continued certification. This may include:
- additional announced or, if so specified, unannounced Assessments or spot checks by the Certification Body over and above the normal routine Assessments, all such additional Assessments and spot checks being at your cost; and
  - obtaining evidence from a third party expert (nominated by RTA or the Certification Body and appointed at your cost) that the Standards are being met.

#### **Fees**

44. You must, on initial application and annually thereafter, pay to your Certification Body an annual Membership fee for each Enterprise being assessed. The annual Membership fee is made up of an amount equal to the annual participant fee(s) which RTA charges the Certification Body for each Enterprise assessed by it (and which your Certification Body charges on to you) and an amount to cover your Certification Body's own charges. Details of the annual participant fees and any other fees charged by RTA to Certification Bodies can be downloaded at: <https://assurance.redtractor.org.uk/who-we-are/how-we-are-funded>. Your Certification Body may change the annual Membership fee from time to time and will review the fee annually. Your Certification Body (or RTA) will notify you of any changes in the annual Membership fee.
45. You must pay any additional charges your Certification Body may impose for:
- visits to additional holdings/sites not close to the main holding or site;
  - visits to additional holdings/sites/vehicles notified to the Certification Body after any previous Assessment;
  - the assessor having to return, whether to complete an Assessment report where, through no fault of the assessor, it could not initially be completed in full, or to check that non-conformances have been rectified; and
  - any additional Assessments or spot checks required under any Special Conditions of Certification specified by RTA or your Certification Body, as contemplated in Rule 43.

46. For milk producer members, some fees may be met by your milk purchaser. You should contact your milk purchaser for further details.
47. You are responsible for any external third party fees required to meet the requirements of the Standards (for example, Quarterly Veterinary Reports on farms certified to the RTA Pig Standards) and any Special Conditions of Certification specified under Rule 43.
48. You are responsible for any costs you incur in meeting the Standards and rectifying non-conformances.
49. If you fail to pay any fees required to be paid by you under these Rules, RTA or your Certification Body shall each be entitled to reject your Membership or renewal application or to suspend or withdraw certification for any relevant Enterprise(s).

#### **Suspending Certification**

50. Your Certification Body has the right to suspend your certification if:
- you unreasonably delay or refuse a routine Assessment, revisit or spot check;
  - circumstances on a relevant holding or site prevent the assessor from completing an Assessment in full;
  - major non-conformances (meaning for the purpose of these Rules a non-conformance to the Standards or breach of these Rules which is treated as a 'major' non-conformance by assessors at the time of the relevant Assessment);
  - an excessive number of non-conformances are found during an Assessment;
  - the same non-conformance is found on successive Assessment visits;
  - you fail to rectify any non-conformance within a specified timescale;
  - you fail to comply with these Rules or the Standards;
  - evidence which your Certification Body or RTA reasonably believes to be reliable is received from a third party, indicating that you are not conforming to the Standards to a material extent; or
  - being a milk producer member of the Red Tractor Dairy Farm Assurance Scheme, the dairy purchaser membership of that scheme of the dairy purchaser to whom you supply milk is suspended.

If your certification has been suspended and you do not take the necessary action to rectify any notified non-conformance(s) within 3 months of such suspension, your certification may be withdrawn with immediate effect by written notice served by your Certification Body, whereupon your Membership will be automatically closed.

#### **Revoking of Memberships and Withdrawing Certification**

51. Each of RTA and your Certification Body may refuse applications or impose particular conditions for re-entry into the Scheme where an application relates to an Enterprise, business, holding, site, store and/or vehicle in respect of which certification has previously been withdrawn in accordance with these Rules (and even if all relevant non-conformances have been rectified).
52. RTA and the Certification Bodies will not accept a Membership or renewal application (including from a new applicant) if the application relates to an Enterprise, business, holding, site, store or vehicle in respect of which Membership or certification conditions or other restrictions or sanctions have been imposed under these Rules and remain outstanding or in place (as the case may be), unless it can be demonstrated to the satisfaction of RTA and the Certification Body that the Applicant Business is not connected to the Member subject to those conditions, restrictions or sanctions (other than being connected purely in terms of operating from the same holding, site, store or vehicle) and there are no other reasons for refusing such an application.
53. Each of your Certification Body and RTA may, in its absolute discretion, refuse an application for Membership, and/or your Certification Body may withdraw certification (whether for a particular Enterprise or for all Enterprises carried out by you) and/or RTA may, by written notice, immediately revoke your Membership:
- if you fail to comply with these Rules or the Standards;
  - if the Certification Body or RTA considers that it is necessary to do so to prevent RTA or the Scheme from being brought into disrepute;
  - if any act or omission by you or any of your Associates (i) has brought or may, in the reasonable opinion of the Certification Body or RTA, bring RTA or the Scheme into disrepute or (ii) has damaged or may, in the reasonable opinion of the Certification Body or RTA, damage the integrity of the Standards;
  - if, notwithstanding the rights under Rule 26.b, an assessor, employee or officer of the Certification Body or RTA feels threatened or that he has been subjected to abusive behaviour by you or any of your Associates;
  - if, without prejudice to Rules 53.a, b, c and d, a material breach by you of these Rules (including a major non-conformance to the Standards) which is not capable of being remedied has occurred or a material breach by you of these Rules (including a major non-conformance to the Standards) which is capable of remedy has not been remedied within 30 days (or such other period as RTA or your Certification Body notify you in the case of a major non-conformance of the Standards) after service of a written notice requiring it to be remedied;

- f. if you are still categorised as high risk following two consecutive unannounced spot checks as a result of our risk based approach to inspections;
- g. upon your voluntary or compulsory bankruptcy or liquidation, the appointment of a receiver, liquidator, administrative receiver, administrator or other such officer over any of your assets, or your entry into any composition or arrangement with your creditors;
- h. if you are subject to a change of control ("control" being defined as in the Income and Corporation Taxes Act 1988) which, in the reasonable opinion of RTA or the Certification Body, is likely to have a detrimental effect on the integrity, goodwill or reputation of RTA, the Certification Body, the Standards or the Member Logos;
- i. in the event of an act of gross negligence or fraud on your part or the part of any of your Associates;
- j. if, after your certification has been suspended under Rule 50, you do not take the necessary action to rectify notified non-conformances within 3 months of such suspension;
- k. if you fail to pay any amount owing to RTA or your Certification Body under these Rules;
- l. if you, any of your Associates, any person involved in the day to day management of an Enterprise, holding, site, store or vehicle within your certification or any other person involved with livestock in relation to any such Enterprise, holding, site, store or vehicle, is banned from keeping livestock;
- m. if, being a milk producer member of the Red Tractor Dairy Farm Assurance Scheme, the dairy purchaser membership of that scheme of the dairy purchaser to whom you supply milk is revoked; or
- n. if RTA ceases to operate the Scheme.

For the avoidance of doubt, if your certification is withdrawn in respect of all relevant Enterprises, you shall automatically cease to be a Member.

#### **Closing of Membership by Member**

- 54. You may give notice in writing to close your Membership in the event of the voluntary or compulsory winding-up or liquidation of RTA, the appointment of a receiver, liquidator, administrative receiver, administrator or other such officer over any of the assets of RTA, or RTA entering into any composition or arrangement with its creditors.
- 55. You may at any time give notice in writing immediately to close your Membership. For the avoidance of doubt, this Rule 55 does not apply to milk producer members of the Red Tractor Dairy Farm Assurance Scheme.

#### **Indemnity and Inadequacy of Damages**

- 56. You undertake to indemnify RTA and your Certification Body against all liabilities, costs, expenses, damages or losses (including any direct or indirect loss of profit, loss of business, loss of goodwill, loss of reputation or consequential loss, and all interest, penalties and legal and other professional costs and expenses) suffered or incurred by RTA or your Certification Body arising out of or in connection with any event or circumstance referred to in Rules 53.a to 53.m (inclusive) or any other breach by you of these Rules.
- 57. Without prejudice to any other rights or remedies that RTA or the Certification Body may have, you acknowledge and agree that damages alone may not be an adequate remedy for any breach by you of these Rules. Accordingly, RTA and the Certification Body shall be entitled, without proof of special damages, to the remedies of injunction, specific performance or other equitable relief for any threatened or actual breach of these Rules.

#### **Prosecutions, Regulatory Sanctions and Third Party Evidence**

- 58. You must notify your Certification Body of any prosecution that has at any time been brought or is or is likely to be brought against you or any of your Associates, or in relation to any Enterprise, business, site, holding, store or vehicle owned or occupied by you or any of your Associates or referred to in a Membership or renewal application, which relates to any issues covered in the Standards, including food safety, product traceability, animal health, animal welfare, animal identification and movements, veterinary medicine records, trade description, animal transport, environmental legislation or relevant consumer protection legislation.
- 59. For the purpose of Rule 58, 'prosecution' shall include, in respect of farms, any penalty relating to Cross-Compliance requirements that directly relates to issues covered in the Standards.
- 60. You will be asked to sign a declaration relating to prosecutions and penalties in the initial Membership application form, renewal forms and other Scheme documents. Any information relating to such matters received by RTA or your Certification Body will be investigated and appropriate action taken.

#### **Confidentiality and Data Protection**

- 61. Your details will be treated in confidence save as set out below, and your personal data will be treated in accordance with the terms of our Privacy Policy. RTA and your Certification Body may however provide to any third parties who have a legitimate interest in knowing the same (including your customers and suppliers), details of your certification status (being full, suspended, withdrawn or a non-member), the date of your last Assessment, your certification expiry date and your certification renewal date. This information may be made available through the on-line Scheme Member

Checker and lists of certified, suspended and/or withdrawn Members may be published by RTA from time to time.

- 62. If a matter arises which is or could constitute or lead to an infringement of any laws or regulations relating to the scope of Red Tractor either (a) by you or any of your Associates or (b) which is connected directly or indirectly to you, your Membership or any Enterprise, you agree that any relevant regulatory or administrative body or agency, including the Food Standards Agency, the National Food Crime Unit, the Animal and Plant Health Agency, Local Authorities, the Rural Payments Agency, the Environment Agency, Natural England, any equivalent bodies in devolved regions of the UK and any of their respective successor bodies or agencies and any third party acting in good faith on their behalf or in their interests, shall be entitled to provide to RTA and/or your Certification Body any reports or documentation produced by such body, agency or third party in respect of the relevant matter (whether or not requested by RTA or your Certification Body) and that each of RTA and your Certification Body may request such reports and documentation from such bodies, agencies and third parties. Each such body, agency and third party shall be entitled to rely on your consent under this Rule 62 to the disclosure of such reports and documentation to RTA and/or your Certification Body.
- 63. Without limiting Rules 61 and 62, each of RTA and your Certification Body may transfer data and information about your certification and Membership to their respective successors, any transferee(s) of their respective businesses and any new operator(s) of all or part of the Scheme, provided such transferee(s) shall have the same rights and obligations with regard to such data and information as the relevant transferor(s).
- 64. RTA shall be entitled to produce and publish statistical reports drawing upon aggregated Scheme data, provided that individual performance data cannot be traced back to you.
- 65. Membership data may be retained on RTA's databases (subject always to the provisions of Rules 61 to 64) for ten years after you have ceased to be a Member (or such longer period as RTA reasonably considers necessary to enable it effectively to monitor trends in membership and performance).
- 66. RTA is entitled to receive copies of Assessment reports from your Certification Body.
- 67. In exceptional circumstances, where an assessor comes across evidence of an immediate and significant risk of unacceptable animal welfare practices, food contamination or environmental pollution, RTA and your Certification Body may each immediately notify any competent authorities, notwithstanding any other provision of these Rules or any other agreement you may have with either RTA or your Certification Body.

#### **Member Logos**

- 68. Using the Member Logos: For so long as you are a Member, you are entitled to indicate that you hold a certificate of conformity to the relevant Standards and, for that purpose only, you may refer to your operations (but only insofar as they are covered by your certificate of conformity) as 'Red Tractor Assured' and (subject always to Rules 69 to 73) use the appropriate Member Logo(s) on stationery and publicity materials (including on your website) provided that you follow all directions on the use of the Member Logos given from time to time by RTA or set out on the RTA Website at <https://assurance.redtractor.org.uk/standards/member-rules>. You agree to observe all such directions.
- 69. Farm Shops, Farmers Markets and food/drink product sales via all other channels, such as meat/vegetable/fruit box schemes, including online sales and use of Red Tractor supplied marketing materials: Subject always to Rule 70, if you sell your own Red Tractor Assured meat, fruit or vegetable food or drink products to the public, whether through your own farm shop, or at farmers markets or other events, or via any other channels, including online sales of meat/vegetable/fruit boxes via your website/apps, you are, for so long as you are a Member, allowed to use the appropriate Member Logo(s) in your shop, or on your market/fair stall, or within the content of your websites/apps for online sales which describes your Red Tractor Assured farm operations only and provided always that:
  - a. the relevant Member Logo(s) are only used in your own farm shop or on such stall in relation to Red Tractor Assured meat, fruit and vegetable food or drink products of your own farm and no other products (and the Member Logo(s) must be positioned carefully so that the public is not misled into thinking that those other products are Red Tractor Assured);
  - b. Member Logo(s) used in your website/apps are only used to describe your Red Tractor Assured farm operations and are not used to describe any products or displayed next to or in connection any product or price lists;
  - c. you follow all directions on the use of the Member Logos which may from time to time be given by RTA or set out on the RTA Website at <https://assurance.redtractor.org.uk/contentfiles/files/SchemeLogoRules.pdf>;
  - d. if you are a milk producer member and sell raw cows' milk or goats' milk to the public, you may not use the Member Logo denoting your membership of the Red Tractor Dairy Farm Assurance Scheme or Red Tractor Dairy Goats Scheme (or use any other version of the Red Tractor logo or make any Red Tractor Assurance Claim) in any way whatsoever (including in relation to any marketing materials, whether your own or those supplied by RTA); and

e. if you are milk producer member and do not sell raw milk to the public, provided you comply with Rule 68, you may use the Member Logo denoting your membership of the Red Tractor Dairy Farm Assurance Scheme on your stationery and publicity materials (including on your website).

In addition, for so long as you are a Member (other than a milk producer who sells raw milk to the public) you may use marketing materials supplied by RTA to help promote the Scheme provided that you not do so in a way which might mislead the public in relation to the scope of your Red Tractor Assured products or activities or in a way which ties such materials to actual products.

70. Restriction on using the Member Logos or Red Tractor logo on food products, including on product packaging (including any meat/vegetable/fruit boxes or milk cartons or bottles): You may not use or print any Member Logos or any other version of the Red Tractor logo on, or apply any such logo or a Red Tractor Assurance Claim to, food packs (including any packaging such as meat/vegetable/fruit boxes, milk cartons or bottles) or use any such logo or make a Red Tractor Assurance Claim in connection with the sale of food or drink products (including online sales) unless you have a processors and packers licence issued by RTA. To apply for a processors and packers licence, go to <https://www.trade.redtractor.org.uk/how-do-i-get-in-touch/>.
71. The rights to use Member Logos under Rules 68 and 69 are limited to using the entire designation and in an identical form or forms to that or those directed by RTA from time to time. These rights are personal to you as a Member and may not be assigned, transferred or sub-licensed to any other person.
72. As a Member, you shall not use (or authorise or license others to use) the Member Logos and/or the Red Tractor logo or name in any way other than as expressly permitted in these Rules (or in a processors and packers licence granted to you) and you shall not use or authorise or license any other person to use any name, mark, sign or device which is or could reasonably be regarded as similar to the Member Logos and/or the Red Tractor logo or name; nor shall you file or cause to be filed any application for any trade mark or certification mark which is or could reasonably be regarded as similar to the Member Logos and/or the Red Tractor logo; nor shall you register or attempt to register any company in a name which is or could reasonably be regarded as similar to any of the names 'Red Tractor', 'Red Tractor Assurance', 'Red Tractor Assured', 'RTA', 'Assured Food Standards' or 'AFS'. You will not oppose or cause any oppositions to be filed to any trade mark or certification mark applications filed by or on behalf of RTA, nor object to or take any adverse action in respect of any of RTA's trade mark or certification mark registrations; nor will you register or attempt to register the Member Logos and/or the Red Tractor Logo or name, or any name, mark, sign, or device which is or could reasonably be regarded as similar to the Member Logos and/or the Red Tractor logo or name, anywhere in the world or otherwise cause any question to be raised concerning RTA's ownership of the Member Logos or the Red Tractor logo or name, or the validity or enforceability of such rights; nor will you do or say anything that could damage the goodwill and/or reputation of RTA, the Scheme Logos or the Red Tractor logo.
73. Your right to use any Member Logo and/or the Red Tractor name in accordance with these Rules:
- may be terminated by RTA on one month's written notice;
  - may be terminated by RTA immediately on written notice if you fail to observe the provisions of these Rules or the directions of RTA with regards to the use of such logos;
  - will automatically terminate in so far as use of such logos on products is concerned if and for so long as your certification has been suspended; and
  - will automatically terminate if your certification has been withdrawn or your Membership is revoked for any reason or has expired (and is not renewed in accordance with Rule 29).

#### Limitation of Liability

74. Nothing in these Rules shall limit or exclude the liability of RTA or any Certification Body or any of their respective officers, employees, agents or subcontractors for (a) death or personal injury caused by the negligence of any such person; or (b) fraud or fraudulent misrepresentation.
75. Subject to Rule 74:
- neither RTA nor any Certification Body, nor any of their respective officers, employees, agents or subcontractors, shall under any circumstances be liable, whether in contract, tort (including negligence), breach of statutory duty or otherwise, for any loss of profit, loss caused by business interruption, or any indirect or consequential loss suffered or incurred by a Member and arising under or in connection with the Scheme (including in relation to the administration of the Scheme, the carrying out of Assessments, any rejection of a Membership or renewal application, any suspension or withdrawal of certification or any revoking of Membership);
  - neither RTA nor any Certification Body, nor any of their respective officers, employees, agents or subcontractors, shall under any

circumstances be liable, whether in contract, tort (including negligence), breach of statutory duty, or otherwise, for any losses, liabilities, damages, charges, costs or expenses of whatever nature, suffered or incurred by a milk producer member as a result of or in connection with the purchaser of that milk producer member's milk having its dairy purchaser membership of the Red Tractor Dairy Farm Assurance Scheme suspended or revoked in accordance with the Dairy Purchaser Membership Rules;

- the total liability to any Member of RTA and its officers, employees and agents in respect of all losses, liabilities, damages, charges, costs or expenses of whatever nature, suffered or incurred by that Member and arising under or in connection with the Scheme (including in respect of the administration of the Scheme, the carrying out of Assessments, any rejection of a Membership or renewal application, any suspension or withdrawal of certification or any revoking of Membership), and whether in contract, tort (including negligence), breach of statutory duty or otherwise, shall not exceed £300,000 in aggregate in respect of all and any such claims arising in any period of 12 months ending on 31 March (provided that for this purpose a claim will be deemed to have arisen on the date on which the event, act or omission giving rise to such losses, liabilities, damages, charges, costs or expenses occurred); and
  - you shall not be able to recover from both RTA and your Certification Body for the same loss.
76. RTA is not a party to the contract you must enter with your Certification Body to govern its Assessment of your conformance (or non-conformance) to the Standards. Subject to Rule 74, neither RTA nor any of its officers, employees or agents shall under any circumstances be liable, whether in contract, tort (including negligence), breach of statutory duty or otherwise, for any acts or omissions of your Certification Body or its assessors or other agents in connection with that contract or the services proposed to be carried out under it by your Certification Body.
77. The Member shall not be entitled (whether under these Rules and/or in respect of any other membership or licence the Member may have with RTA) to recover damages, or obtain payment, reimbursement, restitution or indemnity more than once in respect of the same loss, shortfall, damage, deficiency, breach or other event or circumstance.

#### Variation of Rules and Standards

78. RTA shall be entitled at any time to change and update the Standards and these Rules. You will be given notice of any the specific changes made to the Standards and when they will come into effect. When changes are made to the Rules, we will give you notice of that fact and confirm in such notice when the amended Rules will come into effect and how you can view and download or otherwise obtain the amended Rules. RTA and each Certification Body shall each be entitled at any time to change its operating procedures where, in its absolute discretion, it considers it necessary to do so. You will be given advance written notice of any such changes to operating procedures and of when they will come into effect.

#### Force Majeure

79. RTA shall not be liable to a Member if any delay or failure by RTA or its employees, officers, agents or independent contractors to perform their obligations under these Rules or any related agreement is the result of a Force Majeure Event. For the purpose of this Rule, 'Force Majeure Event' means an event beyond the reasonable control of RTA (or its employees, officers, agents or independent contractors) including acts of God, flood, drought, earthquake or other natural disaster, epidemic or pandemic, terrorist attack, civil war, civil commotion or riots, war, threat of or preparation for war, armed conflict, nuclear, chemical or biological contamination or sonic boom, any law or any action taken by a government, local or public authority, collapse of buildings, fire, explosion or accident, interruption or failure of a utility service.

#### No Waiver

80. A waiver of any right of RTA under these Rules is only effective if it is in writing and shall not be deemed to be a waiver of any subsequent breach or default. No failure or delay by RTA in exercising any right or remedy under these Rules or by law shall constitute a waiver of that or any other right or remedy, nor preclude or restrict its further exercise. No single or partial exercise of such right or remedy shall preclude or restrict the further exercise of that or any other right or remedy.

#### Notices

81. A notice given under or in connection with these Rules shall be in writing and:
- in the case of a notice to RTA, sent by email to [Memberhelp@redtractor.org.uk](mailto:Memberhelp@redtractor.org.uk) or by first class post to RTA's registered office from time to time; and
  - in the case of a notice to the Member, sent by email or first class post to the email or postal address set out in the Membership or renewal application (or such replacement email or postal address as may subsequently have been notified in writing to RTA) and, in the absence of any such addresses, by post to its registered office (in the case of a company) or last known business address in any other case.

82. A notice shall be deemed to be delivered by 9.00am on the second business day (excluding weekends and bank holidays) after posting in the case of first class post and on sending in the case of email.

#### **Complaints and Appeal Procedure**

83. If you wish to raise a formal complaint (such as a formal expression of dissatisfaction about RTA's personnel, services, decisions, contractors or the services of your Certification Body), you should supply details of the complaint and evidence supporting it in accordance with RTA's complaints procedure, a copy of which will be provided upon request (provided that where your complaint relates to an RTA decision or to the outcome of any appeal to your Certification Body your complaint must be sent to RTA within 14 days after the date of the RTA decision or (as the case may be) within 14 days after you have been notified of the outcome of the appeal to your Certification Body).
84. If you are not satisfied with the way your application, Assessment or any certification decision has been conducted, you may lodge an appeal in writing with your Certification Body within such period as your Certification Body may stipulate from time to time. All such appeals will be investigated and dealt with in accordance with the Certification Body's appeal procedure or, if so directed, RTA's appeal procedure. Copies of the relevant appeal procedure will be provided by your Certification Body (or RTA as appropriate) upon request.
85. Decisions taken by RTA to revoke your membership at any time are subject to a right to appeal in accordance with RTA's appeal procedure (which requires you to appeal within 14 days after the date of the RTA decision). Copies of the RTA appeal procedure will be provided by RTA upon request.

#### **Entire Agreement, Third Party Rights and Governing Law**

86. These Rules and the documents specifically referred to in these Rules as being available via the RTA Website (including the Standards) represent the entire understanding between you and RTA in relation to your Membership. You acknowledge that you have not relied upon any statement from RTA (written or oral) which is not contained in these Rules (or such documents) in applying to be a Member or renewing your Membership.
87. Subject to the rights of the bodies, agencies and third parties referred to in Rule 62 and to the rights of Certification Bodies as referred to in Rule 88, these Rules are not intended to benefit, or be enforceable by, anyone other than RTA and each Member.
88. Where a Certification Body is referred to in these Rules, the relevant Certification Body shall be able to enforce the rights expressly or impliedly ascribed to it to the fullest extent permitted by law. Furthermore, any successor to RTA (or any transferee of the business of RTA or of RTA's rights under and in relation to the Scheme) shall be entitled to enforce RTA's rights under these Rules and any successor to your Certification Body (or any transferee of the business of your Certification Body) shall be entitled to enforce your Certification Body's rights under these Rules.
89. These Rules and any disputes or claims arising out of or in connection with their subject matter or formation are governed by and shall be construed in accordance with English law. The courts of England have exclusive jurisdiction to settle any dispute or claim that arises out of or in connection with these Rules or their subject matter or formation.





# CERTIFICATION BODIES

Your routine point of contact with the Scheme is through your certification body.

Certification bodies are licensed by Red Tractor to manage membership applications and to carry out assessment and certification against the standards. The table below shows which certification bodies apply to each enterprise.

Certification Body	Beef and Lamb	Dairy	Dairy Goats	Combinable Crops and Sugar Beet	Fresh Produce	Pigs	Poultry		
							Chickens	Turkey	Duck
NSF	✓	✓		✓	✓	✓	✓		
SAI Global	✓	✓	✓	✓	✓	✓	✓	✓	✓
NIFCC (Northern Ireland)		✓				✓	✓		
QWFC (Wales)		✓							



■ **NSF Certification**  
 Hanborough Business Park,  
 Long Hanborough, Oxford OX29 8SJ  
 T. 01993 885610  
 E. [agriculture@nsf.org](mailto:agriculture@nsf.org)  
[www.nsf-foodeurope.com](http://www.nsf-foodeurope.com)



■ **SAI Global Assurance Services Ltd**  
 Heron House, 2 Garforth Place,  
 Knowlhill, Milton Keynes, MK5 8P  
 T. 01908 249973  
 E. [agrifood@saiglobal.com](mailto:agrifood@saiglobal.com)  
[www.saiglobal.com/assurance](http://www.saiglobal.com/assurance)



■ **NIFCC [Northern Ireland]**  
 1A Lissue Walk, Lissue Industrial Estate  
 (East), Lisburn, Northern Ireland BT28 2LU  
 T. 028 9263 3017  
 E. [info@nifcc.co.uk](mailto:info@nifcc.co.uk)  
[www.nifcc.co.uk](http://www.nifcc.co.uk)



■ **QWFC [Wales]**  
 PO Box 8, Gorseland, North Road,  
 Aberystwyth SY23 2WB  
 T. 01970 636688  
 E. [info@wlbp.co.uk](mailto:info@wlbp.co.uk)  
[www.wlbp.co.uk](http://www.wlbp.co.uk)



T. 020 7630 3320  
 E. [memberhelp@redtractor.org.uk](mailto:memberhelp@redtractor.org.uk)  
[www.redtractorassurance.org.uk](http://www.redtractorassurance.org.uk)



# BUILDING TRUST AND ADVANCING BRITISH AGRICULTURE FOR OVER TWO DECADES

In the wake of damaging food scares, Red Tractor was founded with a clear mission to rebuild public trust in the food produced by British farmers.

Since 2000, we have worked with consumers, our farmer members, food processors and retailers to create the UK's largest and most comprehensive food standards scheme.

Today, it is Britain's most-trusted food assurance scheme, with more than three-quarters of shoppers viewing it as independent and trustworthy.

The Red Tractor symbol is a hallmark of quality British food and drink that is easily recognised by shoppers and diners.

We are proud to work with 50,000 farmer members to produce food and drink to world-leading standards worth £14bn to the UK economy.

The progress we have made does not mean our journey is at an end. Red Tractor will always strive to support and advance British agriculture in producing food that is traceable, safe and farmed with care.