



TURKEY STANDARDS

NOVEMBER 2021



VERSION 5: 1 NOVEMBER 2021



TURKEY STANDARDS

DEAR VALUED MEMBER,

Thank you for being part of the Red Tractor Turkey assurance scheme.

These comprehensive standards underpin our industry's strength and credibility, securing its future as a world-leader in health and welfare, traceability and food safety.

They have been written, reviewed and approved by our Technical Advisory Committee, which is made up of farmer representatives, leading industry experts and supply chain stakeholders, and our Sector Board.

It is worth remembering that some standards have been introduced or revised to help our members adapt to changes in legislation or meet evolving supply chain demands.

We are pleased to have consensus when it comes to advancing our sector in many important areas, including having a Mycoplasma containment plan for parent and grower flocks, measuring and recording light levels once per crop, doubling the level of enrichment to one pecking object per 500 birds and responsible waste management.

These are necessary standards for our members as they will drive our sector forward, carefully balancing the evolving needs of consumers, farmers, processors and retailers.

In an ever-changing world, Red Tractor assurance is your definitive point of reference for peace of mind that your farm business meets key requirements to supply the food chain, without the need for additional checks and cost.

For example, your scheme aligns with the Campaign for Responsible Rodenticide Use (CRRU) Code of Practice, meaning you can purchase and use effective rodenticides without the extra cost of training and licensing.

With ever-increasing interest and scrutiny of how food is produced, compliance with these standards not only serves to protect the reputation of your own farm, but the entire sector in which you play a vital part.

Here's to a secure and sustainable future for British farming.

Best wishes,

A handwritten signature in black ink, appearing to read 'Iain Gardner'.

Iain Gardner

Chair, Red Tractor poultry sector board



The Red Tractor assurance journey begins on farms, and **our members have a vital role to play** in building and maintaining the trust of the British public.

As the provider of the UK's largest and most comprehensive food standards scheme, Red Tractor is the lynch pin for the entire supply chain, balancing legislation and the competing demands of consumers, farmers, processors and retailers.

Our Standards are written, revised and approved by our Technical Advisory Committees and Sector Boards in close consultation with farmer representatives and leading industry experts, all working to future-proof the industry.

This is essential given the demand for food traceability, growing consumer awareness of animal welfare and pesticide issues and a need to protect and enhance the environment.

Please note that the standards must be read in conjunction with the **Member Rules** at the back of this manual, which all scheme members are bound by.

For more information on the Red Tractor Assurance Scheme, visit: **redtractorassurance.org.uk**.





HOW TO USE THIS GUIDE

Our standards are organised in sections. The **AIM** of each standard or group of standards is clearly explained. All of the words against each standard, including the column **‘How you will be measured’**, form part of it.

Standard coding begins with a two-letter prefix which identifies the section (e.g. EC for Environmental Protection and Contamination Control). You may notice that the codes are not always consecutive – rest assured that no information is missing from this guide.

Assessors will use this code together with one to identify the enterprise to which it relates (e.g. GR for Grower) to record any non-conformances on the report at the end of the assessment.

Look out for the **guidance boxes** throughout this guide – these offer useful tips to help you meet the relevant standard.

Key while all standards must be met, particular attention should be paid to these as they can have implications for your certification

Recommendation this is not a standard and a non-conformance raised will not affect your certification. However these are recommended actions to undertake to help demonstrate working to Red Tractor and industry core principles

New a completely new standard which the member must now adhere to, or a new recommendation

Revised a standard that has changed and requires the member to take some different or additional action to before

Upgraded the standard has been upgraded to a Key standard or from a Recommendation to a full standard

Appendix indicates that additional information is provided in the Appendices at the back of this manual and can also be found by visiting: redtractorassurance.org.uk

R this icon indicates that a **record** is required and suggests potential documentary evidence which could be used to show compliance

WHERE TO FIND HELP



At the end of each section this icon indicates where you can get **additional information**, should you need it.

Visit our website: redtractorassurance.org.uk for additional help.



CONTENTS

	How the Red Tractor assurance scheme works	06
DP	Documents and Procedures	10
PL	Personnel	12
TI	Traceability and Assurance	15
VC	Vermin Control	16
HF	Housing, Shelter and Handling Facilities	17
FW	Feed and Water	23
AH	Animal Health and Welfare	27
HC	Hatchery Eggs	32
BE	Breeder Layer Eggs	35
BI	Biosecurity and Disease Control	37
AM	Animal Medicines	40
HP	Husbandry Procedures	43
FS	Fallen Stock	44
EC	Environmental Protection and Contamination Control	45
DE	Depopulation	49
	Appendices	50
	Member rules	59
	Certification bodies	67



HOW THE RED TRACTOR ASSURANCE SCHEME WORKS

Red Tractor is the body that sets the standards a member must conform to in order to be certified.

We license independent contractors, known as certification bodies, to carry out assessments and certification. They manage membership and will be your day-to-day contact.

All our certification bodies work to the same standards and procedures, and all their assessors have relevant training and experience. You can choose any one and get the same service, just like getting an MOT for your vehicle.

You must conform to the standards and the membership rules at all times to be a member. It is important to keep up to date of any changes because both standards and membership rules may occasionally be amended. Please check: redtractorassurance.org.uk for updates to standards.



HOW TO JOIN

To become Red Tractor Assured, first choose one of our licensed certification bodies. You can see the full list of our certification bodies and the standards they can certify on the back page of this booklet.

To join the scheme, contact any one of the certification bodies and they will send you an application pack. You can apply to join at any time throughout the year and your membership must be renewed annually.

Before applying, make sure you read the membership rules and the standards you must conform to. These detail what you need to do and how you will be assessed.

If applying for more than one scheme, your certification body may apply a discount and

will coordinate the assessment together in a single visit where possible.

You are welcome to choose a different certification body for each of the various enterprises or activities you wish to be certified for and the relevant assessments will be conducted separately.

It is possible to change your certification body at any time and maintain your 'Red Tractor Assured' status, provided you have no outstanding non-conformances or obligations.

Please pay particular attention to the limitation of liability provisions set out in Rules 74 – 76.



Remember to provide your certification body with your up-to-date contact details and add **rtfcomms@redtractor.org.uk** to your email contacts to make sure you receive the latest guidance and information to help your assurance certification.



SIX STEPS TO RED TRACTOR ASSURANCE

1. APPLICATION

Send an application and fee to your chosen certification body detailing all the relevant holdings/ premises. Receipt will be acknowledged in 14 days and the assessment will be arranged.



2. INITIAL ASSESSMENT

The assessor will talk to you about your business as you walk together around (or facilitate remote viewing via video-streaming of) the facilities, look at the livestock/crop as applicable and check your paperwork.

They will need to talk to your staff too about what they do. Any areas which do not meet the standards (which we refer to as “non-conformances”) will be highlighted to you throughout the assessment.

They are not allowed to advise on, or suggest, how you need to correct things. You will be left or sent a report which will contain details of any non-conformances, an indication of the evidence you will be expected to provide (e.g. invoices, photos, photocopies, letter from vet) and the timescales for action.



3. NON-CONFORMANCES

You must supply your certification body with evidence that you have corrected everything as explained in the non-conformance report.

In some cases, a revisit may be required and this may incur a charge. Your application will lapse if you do not correct everything satisfactorily and in good time.



4. ISSUE CERTIFICATE OF CONFORMITY

Once satisfactory evidence has been provided, you will be entered as ‘Assured’ on the Scheme Member Checker database and you can then sell your product(s) as ‘Assured’. You may receive an actual certificate in electronic format or printed, but the status on the Scheme Member Checker database is definitive.



5. RENEWAL

You will be invited to renew your membership annually, 12 months after the initial assessment and every 12 months thereafter. You will receive a renewal notice and a maximum of two reminder letters.



6. ROUTINE ASSESSMENTS AND SPOT CHECKS

These assessments will normally be held no further apart than 12 months for crops, fresh produce, chicken, ducks and turkey schemes. Assessment timings may be altered to accommodate multiple schemes on one farm visit.

SPOT CHECKS

You may also be subject to spot check visits, some of which may be unannounced as part of our risk-based approach to inspections. To find out more about this, please see: redtractorassurance.org.uk.

NON-CONFORMANCE - WHAT HAPPENS NEXT?

If you do not conform to any standards you must provide evidence, normally within 28 days, that you have rectified them as outlined at steps 2 and 3 above.

If you have a major non-conformance or excessive non-conformances against the standards, your certification may be suspended until you have shown you have put this right.

Suspension:

Your membership and certification can also be suspended if you have not put non-conformances right within the time stipulated. If an unannounced spot check as a result of our risk-based approach to inspections shows no improvement the member will still be categorised as high risk and suspended.

Suspension is only lifted once you have proved that you have corrected the non-conformances. In some cases, a revisit may be required.

You must not sell products as 'Red Tractor Assured' whilst your certification is suspended.

Withdrawal:

If within three months of the suspension date you have not demonstrated that you have corrected the non-conformances, the certification body will withdraw certification and your membership will automatically terminate.

The certification body will also withdraw certification and your membership will automatically terminate if you are still categorised as high risk following two consecutive unannounced spot checks as a result of our risk based approach to inspections.

You can only regain certification by following the procedure for a new applicant and as long as no other sanctions or non-conformances remain. Your right to sell products as 'Red Tractor Assured' will cease immediately if your certification is withdrawn or if your membership is terminated for any other reason or expires and is not renewed within one month of expiry in accordance with the membership rules.







To help members avoid the most common non-conformances for each sector, we have published useful guides on our website. Go to redtractorassurance.org.uk.

Enterprises

GF	Grower
BL	Breeder Layers
BR	Breeder Replacement
FR	Free Range
H	Hatchery

Documents and Procedures (DP)

STANDARDS	ENTERPRISE	HOW YOU WILL BE MEASURED
AIM: Plans and procedures in place to ensure safe and legal food production		
DP.1 Key The farm, as a whole, must present an acceptable and tidy appearance to the public. The site management must not present food safety, animal welfare or environmental risk UPGRADED	GF, BL, BR, FR, H	<p>■ DP.1.a The external areas around buildings and farm entrances are kept clear of rubbish, non-essential equipment, and other debris</p> <p>■ DP.1.b Loose wire, scrap machinery, scrap metal, PPP containers and disused tyres are managed</p>
DP.1.1 A farm map must be in place REVISED	GF, BL, BR, FR, H	<p>■ DP.1.1.a Farm map shows, where applicable:</p> <ul style="list-style-type: none"> – position and size of bird housing – access points to bird housing – any auxiliary bird areas and their purpose – the designated biosecure area(s) <ul style="list-style-type: none"> – General site biosecure area – Bird biosecure area(s) (defined as one shed and associated range) – first aid box – fire extinguishers – water sources available for fire fighting (if available) – OS map reference or What3Words location of site for emergency services – watercourses, including ditches and ponds – boreholes, springs and wells, including any on neighbouring land, within 50m of the boundary – any areas of high pollution risk – bait point locations – all fields, including area (hectares/acres)
<div> <div>R</div> <div>■ Farm/hatchery map</div> </div>		
GUIDANCE <i>One or more maps may be used and these may be held as a hard copy or as an electronic document</i>		


STANDARDS	ENTERPRISE	HOW YOU WILL BE MEASURED	
DP.2 A documented plan for the effective management of serious incidents and potential emergency situations that threaten the welfare of livestock, food safety or the environment must be in place and known to those involved in farm/hatchery tasks REVISED	GF, BL, BR, FR, H	DP.2.a You have considered the risks to your farm and documented the actions to be taken in the event of: <ul style="list-style-type: none"> – feed and/or water equipment or supply failing – fire – extreme weather – disease outbreaks which have the potential to affect other farms/the general public – reporting activist activity – pollution incident, e.g. slurry spillages or leaks – other site-specific risks (where applicable) 	 ■ Contingency/emergency plan
		DP.2.b An Avian Influenza contingency plan is in place and is: <ul style="list-style-type: none"> – reviewed annually – updated when necessary – and for free range production, contains details for how to house the birds for the duration of the crop cycle without compromising the welfare standards expected for housed birds 	 ■ AI contingency plan
		DP.2.c Up-to-date relevant contact details are displayed (including out of hours phone numbers) e.g. vet, electricity supplier, Environment Agency hotline, feed and water supplier	 ■ Emergency contact list
		DP.2.d Key staff have access to plans	
DP.2.1 You must contact Red Tractor and/or your certification body immediately if a serious incident or emergency threatens the welfare of birds (e.g. stocking density breach), food safety or the environment occurs on farm	GF, BL, BR, FR, H		
DP.3 Systems must be in place for recording, investigating and resolution of any complaints that are relevant to the requirements of the Red Tractor Standards REVISED	GF, BL, BR, FR, H	DP.3.a System includes recording the: <ul style="list-style-type: none"> – complaint – investigation result – action taken to prevent the issue happening again 	 ■ Complaint records
DP.4 Producers must notify their Certification Body of any notification of a positive coccidiostat (e.g. nicarbazin) residue found in poultry meat	GF, BL, BR, FR, H	DP.4.a An on-farm investigation is undertaken	
		DP.4.b Corrective action is implemented	

Personnel (PL)


STANDARDS	ENTERPRISE	HOW YOU WILL BE MEASURED	
AIM: All personnel (including but not limited to employees, self-employed and family members) are trained and competent to carry out the required activities on farm/sites relating to primary production on site.			
PL.1 Key Systems must be in place to ensure all new personnel are effectively trained and deemed competent to carry out the activities they are required to do	GF, BL, BR, FR, H	■ PL.1.a No person starts work without an induction, supervision and explanation of the tasks they will carry out	R ■ Induction record
		■ PL.1.b Induction record to include as a minimum: <ul style="list-style-type: none">– activities role will undertake– Health and Safety information– reporting lines	
PL.2 Records of training must be kept	GF, BL, BR, FR, H	■ PL.2.a A training record is available for all, including: <ul style="list-style-type: none">– name– details of training/events attended– date of training– who provided the training (in-house or external provider)	R ■ Training record
		■ PL.2.b Where workers are trained to undertake specific tasks, these are listed in their record	
		■ PL.2.c Records kept for two years after person has left the business	
PL.3 The performance and competence of employees must be regularly reviewed and refresher training implemented as required REVISED	GF, BL, BR, FR, H	■ PL.3.a Working arrangements allows for observation of workers discharging their responsibilities. The frequency of observation is proportionate to risk	R ■ Training record
		■ PL.3.b Gaps in competence are addressed by recorded refresher training implemented immediately or within a defined timeline	
GUIDANCE It is recognised that some roles may involve ongoing supervision and for other workers, particularly those with specialist skills, supervision may be much less common. Frequency of performance review shall be proportionate to the level of risk present and with reference to relevant, external training credentials. Such factors may justify a decreased frequency of performance review.			

STANDARDS	ENTERPRISE	HOW YOU WILL BE MEASURED	
PL.3.1 Producers must adopt British Poultry Training – Poultry Passport or Poultry Training Record, as the formal route for industry training and training recognition REVISED	GF, BL, BR, FR, H	■ PL.3.1.a The mandatory training requirement specified on the Poultry Passport is delivered by providers or in-house tutors that have been approved by British Poultry Training	<div>R</div> <div>■ Training record</div>
		■ PL.3.1.b New personnel without a Poultry Passport are enrolled within six months of starting their position	
		■ PL.3.1.c Personnel demonstrate progression in Poultry Passport Training by completing at least two modules every 12 months until complete. – courses are in date and not expired	
AIM: Any labour providers used are managed with agreements in place to ensure that workers provided are competent, and labour providers are licensed			
PL.4 Where labour providers are used, they are licensed and a documented agreement is in place REVISED	GF, BL, BR, FR, H	■ PL.4.a All labour providers used hold a valid Gangmasters & Labour Abuse Authority (GLAA) licence	<div>R</div> <div>■ Evidence of GLAA licence</div> <div>■ Service level agreement</div>
		■ PL.4.b A service level agreement is in place between the business and the labour provider	
		■ PL.4.c The agreement confirms that any workers provided are suitably competent	
		■ PL.4.d The agreement confirms any training completed by the labour provider as an alternative to the businesses’ own training systems	
		■ PL.4.e The agreement confirms that all workers are legally permitted to work within the UK	
		■ PL.4.f The agreement defines allocation of Health and Safety responsibilities between labour provider and labour user	
GUIDANCE <i>The GLAA defines specific circumstances which are excluded from the licensing requirements – refer to GLAA website for further information. This standard does not apply where workers are supplied outside of the scope of licensing requirements</i>			


Personnel (PL) (continued)

STANDARDS	ENTERPRISE	HOW YOU WILL BE MEASURED	
AIM: A safe working environment for workers and visitors			
PL.5 Health and Safety policy in place and effectively communicated to workers NEW	GF, BL, BR, FR, H	■ PL.5.a Health and Safety policy in place	<div><div>R</div><div>■ Health and Safety policy</div></div>
		■ PL.5.b Policy is effectively communicated to all relevant workers	
		■ PL.5.c Language and learning style is given due consideration to ensure all workers understand information	
GUIDANCE			
<p>Definition of worker (taken from https://www.gov.uk/employment-status/worker): A person is generally classed as a 'worker' if:</p> <ul style="list-style-type: none">– they have a contract or other arrangement to do work or services personally for a reward (your contract doesn't have to be written)– their reward is for money or a benefit in kind, for example the promise of a contract or future work– they only have a limited right to send someone else to do the work (subcontract)– they have to turn up for work even if they don't want to– their employer has to have work for them to do as long as the contract or arrangement lasts– they aren't doing the work as part of their own limited company in an arrangement where the 'employer' is actually a customer or client			
<div></div> WHERE TO FIND HELP <ul style="list-style-type: none">■ Farmwise – Your essential guide to health and safety in agriculture: https://www.hse.gov.uk/pubns/priced/hsg270.pdf■ Gangmaster & Labour Abuse Authority (GLAA): www.glaa.gov.uk■ Supermarkets' and suppliers' protocol with the Gangmasters and Labour Abuse Authority: Best practice guide: https://www.glaa.gov.uk/media/3294/supermarkets-and-suppliers-best-practice-guide-2017.pdf■ Association of Labour Providers: https://labourproviders.org.uk■ Stronger Together: https://www.stronger2gether.org■ Health and Safety made simple: https://www.hse.gov.uk/simple-health-safety/index.htm■ St John Ambulance First Aid Calculator: https://www.sja.org.uk/course-information/guidance-and-help/working-out-what-you-need■ HSE First Aid Guidance: https://www.hse.gov.uk/simple-health-safety/firstaid/index.htm			

Traceability and Assurance Status (TI)

STANDARDS	ENTERPRISE	HOW YOU WILL BE MEASURED	
AIM: Clear identification of birds to deliver food chain traceability and controls in place to maintain assurance status			
TI.1 Birds/poults/eggs must be identified and records kept to maintain traceability REVISED	GF, BL, FR, H	■ TI.1.b Scheme registration number is included on dispatch notes	<div><div>R</div><div>■ Traceability records including records of poult origin</div><div>■ Delivery tickets</div></div>
		■ TI.1.c Systems are in place that deliver traceability of product throughout the operation, including catching and transport certified to the relevant scheme standards.	
		■ TI.1.d Records are kept of the origin of poults and/or eggs and, where necessary, this information passed on to the processor to allow accurate origin labelling of the final product	
	BR	■ TI.1.e Delivery tickets are kept for the current and previous flock and include numbers, date of delivery and origin	
		■ TI.1.f Records are kept of the origin of poults and, where necessary, this information, passed on to the processor to allow accurate origin labelling of the final products	
AIM: Controls are in place to maintain assurance status			
TI.2 Eggs and/or poults must be sourced from Red Tractor Assured breeder farms/ hatcheries certified to the relevant scheme standards	GF, BL, FR, H		
<div><div></div><div>WHERE TO FIND HELP ■ Red Tractor Checker service to complete assurance checks on other farms, hatcheries, catching and transport companies and abattoirs: https://checkers.redtractor.org.uk/rtassurance/services.eb</div></div>			

Vermin Control (VC)

STANDARDS	ENTERPRISE	HOW YOU WILL BE MEASURED
AIM: Effective and responsible control of birds, rodents, and other animals to prevent contamination and risks to food safety and animal health		
VC.1 Key There must be effective control of vermin REVISED	GF, BL, BR, FR, H	VC.1.a No build-up of vegetation close to farm structures that could harbour vermin <div>R ■ Site survey</div>
		VC.1.b A site survey is completed at least quarterly, detailing: <ul style="list-style-type: none">– date of inspection– locations inspected– findings– actions required– date actions completed
		VC.1.c Dead/trapped vermin are searched and disposed of when bait points are checked
GUIDANCE A site survey is a record of every inspection and/or survey undertaken to look for signs of rodent activity and/or environmental management requirements		
VC.2 Toxic bait must be used responsibly REVISED	GF, BL, BR, FR, H	VC.2.a Prior to treatment with baits the use of non-chemical control methods is considered first followed by the least toxic alternatives (see Appendix – risk hierarchy)
		VC.2.b An Environmental Risk Assessment is undertaken in accordance with the Appendix before bait is laid <div>R ■ Environmental risk assessment</div>
		VC.2.c Where baits are used a bait plan identifies location of bait points, bait used, bait point inspection and replenishment dates <div>R ■ Bait plan</div>
		VC.2.d Non-target animals do not have access to baits
		VC.2.e Bait is prevented from contaminating animal feed
		VC.2.f Permanent baiting is not routinely undertaken and toxic bait is removed when treatment is finished
		VC.2.g Product label directions are followed
		VC.2.h A documented COSHH assessment is carried out where there are 5 or more employees <div>R ■ COSHH assessment (where applicable)</div>
GUIDANCE Permanent baiting is the application of a rodenticide product when no active infestation is present. Permanent baiting is strictly limited to sites with a high potential for reinvasion when other methods of control have proven insufficient and can only be carried out by professional users and only with products authorised for this use.		
<div> WHERE TO FIND HELP</div> <div>■ The Campaign for Responsible Rodenticide Use code of best practice: https://www.thinkwildlife.org/code-of-best-practice/</div> <div>■ HSE step-by-step guide to COSHH assessment: https://www.hse.gov.uk/pubns/books/hsg97.htm</div>		

Housing, Shelter and Handling Facilities (HF)

STANDARDS	ENTERPRISE	HOW YOU WILL BE MEASURED	
AIM: Safe, comfortable and hygienic housing for all birds			
HF.1 Key Housing/hatchery must be constructed and maintained to provide a safe and secure environment for birds/poults REVISED	GF, FR, BR, BL, H	■ HF.1.a Housing securely contains birds	
		■ HF.1.b There are no sharp edges, projections or other features presenting a hazard to birds	
		■ HF.1.c Electrical installations are inaccessible to birds/poults	
		■ HF.1.d Repairs and maintenance are carried out between production cycles except where delays could affect bird welfare	
HF.1.1 The sound level in housing must be minimised	GF, FR, BR, BL, H	■ HF.1.1.a Ventilation fans, feeding machinery and other equipment is constructed, placed, operated and maintained in a way that causes the least amount of noise	
HF.2 Housing/hatchery must be appropriately and effectively ventilated	GF, BR, BL	■ HF.2.a Ventilation minimises high humidity, build-up of odours and maintains a comfortable temperature	R ■ Ventilation plan
		■ HF.2.b In controlled environment housing a documented ventilation plan is in place	
	FR	■ HF.2.d Ventilation minimises high humidity, build-up of odours and maintains a comfortable temperature	
		■ HF.2.e Pop-holes make up a combined length of at least 4m per 100m ² of floor space	
		■ HF.2.f In controlled environment housing a documented ventilation plan is in place	
	H	■ HF.2.g Ventilation minimises high humidity, build-up of odours and maintains a comfortable temperature	R ■ Records of filter cleaning/changing
HF.2.1 Temperature records must be kept	GF, FR, BR, BL	■ HF.2.1.a Records kept of minimum and maximum daily temperatures at bird/poult level	R ■ Temperature records
	H	■ HF.2.1.b Poult holding areas are temperature controlled and monitored	
HF.2.2 A written policy must be in place outlining recognition of and procedures to be followed in the event of heat or cold stress occurring	GF, FR, BR, BL	■ HF.2.2.a Heat stress policy and ventilation plan is implemented	R ■ Heat and cold stress policy
		■ HF.2.2.b Policy reviewed in the event of bird losses due to an exceptional weather incident	





Housing, Shelter and Handling Facilities (HF) (continued)

STANDARDS	ENTERPRISE	HOW YOU WILL BE MEASURED	
HF.3 Floors must be constructed and maintained in a manner that minimises the risk of injury	GF, BR, BL	■ HF.3.a Floors in fixed housing are made of concrete or asphalt	
		■ HF.3.b Floors are well drained and floor surface is above outside ground level	
	H	■ HF.3.c Floors are sealed and in good condition	
		■ HF.3.d Floors are hygienically managed	
HF.4 Key Conditions within the housing must be maintained in a manner that ensures birds are able to keep clean	GF, FR, BR, BL	■ HF.4.a A written cleaning and disinfection policy in place, which contains: <ul style="list-style-type: none"> – cleaning and disinfection procedures for house, house furniture, egg storage facilities, water tanks and bulk feed bins – handling of waste materials; litter, packaging, feed spillages – details of Defra approved disinfectants and detergents used, including safe usage, storage and dilution 	R ■ Cleaning and disinfection policy ■ Cleaning records ■ Environmental bacteria test records
		■ HF.4.c Whenever bird accommodation is emptied it is thoroughly cleaned and disinfected in accordance with the policy	
		■ HF.4.d Swabs are taken for environmental bacteria and are cultured in a Government approved laboratory – records are kept of these tests	
	H	■ HF.4.e Environmental swabs for TVCs are carried out monthly and records maintained	R ■ Environmental bacteria test records
HF.4.1 Surfaces within housing/hatchery must be in good condition and must be able to be cleaned and disinfected	GF, FR, BR, BL, H		
HF.4.2 Flocks are provided with clean, fresh bedding to a minimum depth of 2cm	GF, FR, BR, BL	■ HF.4.2.a Products which expand to a minimum depth of 2cm can be used	
		■ HF.4.2.b Bedding is not reused	
HF.4.3 Bedding must remain in a dry, friable condition	GF, FR, BR, BL	■ HF.4.3.a Wet capped litter is managed	
HF.4.4 Bedding stored in the open is stored on pallets and is covered	GF, FR, BR, BL	■ HF.4.4.a The cover provides protection from water, birds and vermin	
		■ HF.4.4.b Damaged bales are not used	
HF.4.5 Bedding is traceable	GF, FR, BR, BL		R ■ Record of origin of bedding


STANDARDS	ENTERPRISE	HOW YOU WILL BE MEASURED	
HF.4.6 does not apply			
HF.4.7 Poults must be loaded into clean poult boxes	H	■ HF.4.7.a Poult boxes are cleaned, dried and sanitised after every delivery	
HF.4.8 Drains in production areas are accessible and cleanable	H		
HF.5 Housing/hatchery must be lit to allow normal behaviours, rest and effective inspection of birds/poults REVISED	GF, FR, BR, BL	■ HF.5.a Lighting intensity is at least 20 lux measured at bird eye level and illuminating at least 80% of the useable bird area, during lighting periods	R ■ Lighting pattern records ■ Lux reduction review
		■ HF.5.b A light level below ten lux maybe used when bird welfare is compromised but any reduction will be recorded and reviewed by the farm manager. The review will: <ul style="list-style-type: none">– be documented, containing evidence of why the change was made– include records of the light intensity, taken at bird level at each turn around	
		■ HF.5.c Lighting patterns are recorded	
	H	■ HF.5.d Levels of natural or artificial lighting in poult grading areas is of a level that all poults can be seen clearly	
	■ HF.5.e Holding rooms should be lit with controlled or blue lighting		
HF.5.1 Lighting follows a 24 hour rhythm	GF, FR, BR, BL	■ HF.5.1.a This occurs within 7 days of the birds being placed in the building	
		■ HF.5.1.b 24 hour rhythm includes: <ul style="list-style-type: none">– periods of darkness lasting at least 8 hours, except where natural dark period is shorter than 6 hours, with a minimum of 4 hours continuous darkness– a minimum of 8 hours of continuous darkness in free range houses– a minimum of 7 hours natural daylight or artificial light– a minimum of 7 continuous hours of light for breeder replacement hens	
HF.5.2 Birds have access to the range for at least half their lives	FR	■ HF.5.2.a Birds have access to the range area for a minimum of 8 hours per day	R ■ Pop-hole opening records
HF.5.3 Birds have access to the range for a minimum of 8 hours a day	FR	■ HF.5.3.a Pop-holes are open for 8 hours except where: <ul style="list-style-type: none">– natural daylight lasts less than 8 hours– there are inclement weather conditions	

Housing, Shelter and Handling Facilities (HF) (continued)

STANDARDS	ENTERPRISE	HOW YOU WILL BE MEASURED	
HF.5.4 Shelter/cover must be provided on the range	FR	■ HF.5.4.a Natural shelter/cover is encouraged	
		■ HF.5.4.b Where artificial shade is provided anti-perching spikes are used	
		■ HF.5.4.c Deciduous trees are avoided in order to discourage wild birds	
		■ HF.5.4.d Where mobile sites are used artificial shelter is provided (e.g. camouflage netting/big bales/A frames) which also carries anti-perch spikes	
AIM: Housing should be specific to bird size and requirements			
HF.6 Housing/poult areas must be of sufficient size	GF, FR, BR, BL	■ HF.6.a Birds are not kept in cages	<div>R</div> <div>■ Poult placement records</div> <div>■ Flock weight records</div>
	H	■ HF.6.b Stocking density in poult boxes is a minimum of 21cm ² to a maximum of 25cm ² per poult	
GUIDNACE See Appendix for maximum stocking densities			
HF.6.1 Houses must have plates which highlight important information	GF, FR, BR, BL	■ HF.6.1.a Plates list: <ul style="list-style-type: none">– total floor space available to the birds– number of feeders and drinkers per flock– feed bin capacity	
AIM: Appropriate, well maintained facilities are available for specific activities			
HF.7 Housing areas must provide for the specific needs of young birds	GF, FR, BR	■ HF.7.a On arrival, poults are placed in pre-heated housing as soon as possible	
AIM: Systems within housing are fit for purpose			
HF.8 Automatic equipment is inspected once a day	GF, FR, BR, BL, H	■ HF.8.a Records kept of: <ul style="list-style-type: none">– checks– malfunctions– rectifications	<div>R</div> <div>■ Equipment inspection records</div>
		■ HF.8.b A record must be kept of all equipment and generator tests, maintenance schedules and calibration schedules	<div>R</div> <div>■ Maintenance schedules</div> <div>■ Calibration schedules</div>
GUIDANCE The relevant appendix provides further guidance on calibration of equipment and frequency			
HF.8.1 An alternative power supply must be available which is capable of supplying all essential electrical systems within the poultry houses/hatchery	GF, FR, BR, BL, H	■ HF.8.1.a Malfunctions are rectified immediately	
		■ HF.8.1.b Generators are tested weekly on load	

STANDARDS	ENTERPRISE	HOW YOU WILL BE MEASURED	
HF.8.2 An alarm system must be in place which alerts stockmen to ventilation equipment failure	GF, FR, BR, BL	■ HF.8.2.a Alarm system responds to high and low temperatures and to failures in each phase of the mains electricity	 ■ Alarm system checks ■ Alarm test records
		■ HF.8.2.b Alarm systems are checked daily and records kept of: – checks – malfunction – rectifications	
		■ HF.8.2.c Alarm system tested every 7 days and results recorded	
		■ HF.8.2.d Alarm system works without mains power supply	
HF.8.3 Alarms must be responded to within 15 minutes	H	■ HF.8.3.a When an alarm is triggered the following are recorded: – time – date – response	 ■ Alarm records
HF.8.4 Incubation equipment is alarmed for high and low temperatures and mains failure	H	■ HF.8.4.a Incubation equipment includes both setters and hatchers	
HF.8.5 All incubators in operation must be checked twice daily for temperature, humidity and direction of turn	H		 ■ Incubator records kept and displayed
HF.8.6 Poult and egg disposal equipment and beak treatment equipment must be checked daily by trained operators to ensure it is working effectively, and a record kept of the outcome	H		 ■ Check records

Housing, Shelter and Handling Facilities (HF) (continued)

STANDARDS	ENTERPRISE	HOW YOU WILL BE MEASURED
AIM: Controls in place to prevent fire		
HF.9 Fire prevention measures must be taken	GF, FR, BR, BL, H	■ HF.9.a Safe use and storage of flammable/combustible materials
		■ HF.9.b Every building exceeding 30m in length has two doors and complies with relevant Building Regulations, particularly with regard to fire escape exits
		■ HF.9.c Access to building is restricted
		■ HF.9.d Buildings are secure
		■ HF.9.e Smoking is restricted to designated areas only
		■ HF.9.f Machinery undergoes routine maintenance
		■ HF.9.g Escape routes and passages are kept clear at all times
		■ HF.9.h Notices are displayed in all main houses of the nearest telephone point
<div> WHERE TO FIND HELP</div> <div>■ Government guidance on farm fires and protecting farm animal welfare: https://www.gov.uk/government/publications/farm-fires-protecting-farm-animal-welfare</div> <div>■ For additional guidance on animal welfare in severe weather visit: www.gov.uk/guidance/keeping-farm-animals-and-horses-in-extreme-weather</div> <div>■ Further information on heat stress is provided in the Defra guidance document 'Heat Stress in Poultry: Solving the Problem': https://assets.publishing.service.gov.uk/government/uploads/system/uploads/attachment_data/file/69373/pb10543-heat-stress-050330.pdf</div>		

Feed and Water (FW)

STANDARDS	ENTERPRISE	HOW YOU WILL BE MEASURED	
AIM: All birds receive a daily diet sufficient to maintain full health			
FW.1 Key Birds must be provided with sufficient feed	GF, BL, BR, FR	FW.1.a The diet is adequate and suitable to the production status and body condition of the bird	
FW.2 Birds must be provided with sufficient access to feed	GF, BL, BR, FR	FW.2.a Feed delivery systems are free of sharp edges, parts capable of causing injury and are adjustable to provide a comfortable feeding level	
		FW.2.b Feed delivery systems are checked daily for correct performance and cleanliness	
		FW.2.c Birds do not have to travel more than 7m within the confines of the house to reach feed	
		FW.2.d Feed space allowances are as follows for turkeys: <ul style="list-style-type: none">– pan and chain feeders - 1 linear metre per 200 turkeys < 6 weeks (42 days of age– pan feeders – 1 linear metre per 100 turkeys > 6 weeks of age– chain feeders – 0.75 linear metre per 100 turkeys > 6 weeks of age	
	FR	FW.2.e Feed is not provided on the range	
FW.2.1 Controlled feeding programmes must be agreed with a vet or nutritionist and reviewed annually	BL, BR		<div><div>R</div><div>■ Record of detail of controlled feeding programme which includes vet/ nutritionist sign-off and review date</div></div>


Feed and Water (FW) (continued)


STANDARDS	ENTERPRISE	HOW YOU WILL BE MEASURED
FW.3 Birds must be provided with adequate access to a supply of fresh, clean drinking water REVISED	GF, BL, BR, FR	FW.3.a Water space allowances are as follows for turkeys: <ul style="list-style-type: none"> – Bells: <ul style="list-style-type: none"> – 1 bell per 200 turkeys before 6 weeks – 1 bell per 100 turkeys after 6 weeks – Pendulum drinkers – as per manufacturers recommendation – Nipples – 1 nipple per 20 turkeys only before 6 weeks
		FW.3.b Turkeys do not have to travel more than 7m to reach water within the confines of the house
		FW.3.c Drinker height is checked daily, birds are checked to ensure they are drinking adequately and drinkers are positioned and maintained in a way that spillage is minimised
		FW.3.d Each house has a water meter and consumption rate is recorded daily
		<div> <div>R</div> <div> Water consumption records </div> </div>
		FW.3.e Adequate water supply is available right up to depopulation
		FW.3.f Non-mains water is tested every 6 months to ensure it is potable and results are recorded
		<div> <div>■</div> <div> Non-mains water test results </div> </div>
		FW.3.g Header tanks are covered and hygienically managed; regular cleaning and disinfection of tanks and drinking lines
FW.3.1 A system must be in place to ensure that any water supply problems are identified and rectified within a timescale that does not compromise welfare	GF, BL, BR, FR, H	FW.3.1.a There is an emergency water supply capable of providing water at maximum demand for 24 hours
AIM: Animal feed is suitable and traceable		
FW.4 Key Feed must be suitable	GF, BL, BR, FR	FW.4.a Feed is palatable (i.e. not stale or contaminated)
		FW.4.b Feed only includes feed materials and additives permitted by the scheme and UK and EU law
		FW.4.c The composition of all purchased and home mixed feed is known
		FW.4.d Antibiotic or hormonal growth promoters are not used
		FW.4.e Feed does not contain meat and bone meal, poultry by-products or tallow

STANDARDS	ENTERPRISE	HOW YOU WILL BE MEASURED	
FW.5 Bought-in feed must be from an assured source or in specific circumstances with a warranty declaration	GF, BL, BR, FR	FW.5.a The following materials are sourced as follows: <ul style="list-style-type: none">– compounds and blended feed - UFAS, or equivalent– bagged or sealed compounded or blended feed - from a UFAS merchant a UFAS, or equivalent, compounder– straights - UFAS, FEMAS, or equivalent, or a farm that is a member of a combinable crops assurance scheme accompanied by a completed grain passport– processed food by-products – UFAS, FEMAS, or equivalent	
		FW.5.b The following materials are sourced with a completed warranty declaration: <ul style="list-style-type: none">– farm-to-farm supplies of any feeds unexpectedly in surplus	R ■ Warranty declaration
GUIDANCE See Appendix for equivalent schemes. Red Tractor warranty declaration template provides details of what information should be included.			
FW.6 Records of all feedstuffs purchased must be kept	GF, BL, BR, FR	FW.6.a Feed records detail: <ul style="list-style-type: none">– supplier name– feed type including ingredient composition– date of delivery– quantity– load or batch number	R ■ Feed delivery documents/ invoices/warranty declarations/grain passports/own records
		FW.6.b Records are kept for 2 years	
		FW.6.c Samples of each delivery of feed are taken and kept for three months	
AIM: On-farm mixing produces safe animal feed			
FW.7 When mixing two or more feed materials together records must be kept	GF, BL, BR, FR	FW.7.a For total mixed rations (TMR) that incorporate forages or moist feeds produced on a daily basis, produce a records of the ingredients and quantities and update it when the mix changes	
		FW.7.b For home mixed compounds, meals or blends based on dry feed ingredients records of every batch mixed are kept detailing ingredients, quantities, mixing dates	R ■ Home mixing feed records kept for 2 years
GUIDANCE Forage only, (forage top-dressed with concentrates) or single feeds mixed with water do not require records.			
FW.7.1 Wheat for incorporation as whole wheat must be treated for the control of Salmonella	GF, BL, BR, FR		R ■ Records from feed supplier confirming heat/ acid treatment of feed

Feed and Water (FW) (continued)

STANDARDS	ENTERPRISE	HOW YOU WILL BE MEASURED	
FW.8 When the mix formulation changes samples must be kept	GF, BL, BR, FR	FW.8.a Samples of dry feed ingredients (over 3% inclusion) are kept	
		FW.8.b For dry mixes, samples of finished feed mix are kept	
		FW.8.c Samples are kept for a minimum of four weeks after last use	
		FW.8.d Samples are: <ul style="list-style-type: none"> – representative (small samples from several different points) of adequate quantity (approx. 0.5 kg) – free from contamination – identifiable (labelled with feed details and date) – stored in a cool, dry area 	
FW.9 If mixing using ‘pre-mixtures’, ‘additives’ or medicated feeds you must have local authority approval and meet any associated obligations	GF, BL, BR, FR	FW.9.a Not applicable to the inclusion of bought in mineral feeding stuffs (labelled as such) used in TMRs	<div> R </div> <ul style="list-style-type: none"> ■ Local authority approval ■ HACCP ■ Quality control plan ■ VMD approval
		FW.9.b You have local authority approval, a HACCP system in place and a quality control plan if mixing using: <ul style="list-style-type: none"> – feed additives (labelled as such); substances such as vitamins, trace elements (e.g. copper, zinc) and preservatives – pre-mixtures (labelled as such); are mixtures of feed additives at high concentration 	
		FW.9.c If you are incorporating medicated feeds you have additional approval from the Veterinary Medicines Directorate (VMD)	
FW.10 Mobile feed milling and/or mixing contractors must be suitably certified	GF, BL, BR, FR	FW.10.a Contractors certified to the NAAC Assured Land-Based Contractor Mobile Feed Mixing and Processing Scheme, or scheme deemed equivalent by Red Tractor	<div> R </div> <ul style="list-style-type: none"> ■ Contractors’ NAAC registration number
AIM: Feed remains clean, palatable and free from contamination			
FW.11 Controls must be in place to minimise the risk of contamination of feeds by machinery and equipment	GF, BL, BR, FR	FW.11.a All feeding and mixing equipment and lorries/trailers/feed boxes/ buckets used for transporting feed are maintained in a clean condition and are suitable for purpose	
		FW.11.b Particular attention is paid to cleaning between batches if feed contains additives or medication	

STANDARDS	ENTERPRISE	HOW YOU WILL BE MEASURED	
FW.12 Key Feed must be stored in a manner which minimises the risk of contamination	GF, BL, BR, FR	FW.12.a Storage facilities protect against feed contamination by domesticated animals, wildlife and vermin	
		FW.12.b In loose feed storage areas, lighting is covered or shatterproof bulbs are used	
		FW.12.c Risk of cross-contamination is minimised by ensuring feed is readily identifiable and keeping different feeds separate	
		FW.12.d Medicated feed is managed in a way which ensures withdrawal periods are met	<div></div> <div>■ Medicated feed use procedure</div>

**WHERE TO FIND HELP**

- To check if your supplier is UFAS or FEMAS assured visit: www.aictradeassurance.org.uk
- For further guidance on the Feed Hygiene Regulation visit: <https://www.food.gov.uk/business-industry/farmingfood/animalfeed/animalfeedlegislation/approvregfeedguidance>
- To check if your mobile feed mixer contractor is assured visit: www.naac.co.uk
- To find a registered feed adviser and check the Feed Adviser Register registration of your adviser using their membership number visit: <https://www.agindustries.org.uk/feed-adviser-register.html>
- The FSA have produced guidance on how to reduce nicarbazin residues in chicken, which turkey producers may also find relevant'

Animal Health and Welfare (AH)


STANDARDS	ENTERPRISE	HOW YOU WILL BE MEASURED
AIM: Proactive management of the health and welfare of all birds through planning and reviewing		
AH.1 Key A flock health plan to proactively manage and improve health and welfare of birds must be established and implemented REVISED	GF, BL, BR, FR	AH.1.a Is specific to a farm or group of farms under same company's control
		AH.1.b Is prepared and reviewed by the vet that has overall responsibility for the care of the animals
		AH.1.c Is reviewed annually or more often in the event of substantial changes to husbandry practices or poor performance
		AH.1.d Contains a strategy for the prevention and control of common diseases
		AH.1.e Sets out health and husbandry procedures covering the whole of the production cycle/year
		AH.1.f Sets out a vaccination programme, which is tailored to the needs of the farm
		AH.1.g Is available to all members of staff who have responsibility for birds
		<div><div>R</div><div>■ Health plan</div></div>

Animal Health and Welfare (AH)

STANDARDS	ENTERPRISE	HOW YOU WILL BE MEASURED	
AH.2 Records of the health and performance of all birds must be maintained	GF, BL, BR, FR, H	AH.2.a Records are present for current and previous flock/hatchery cycles	R ■ Health and performance records
		AH.2.b Records are up to date	
	GF, BL, BR, FR	AH.2.c Health and performance records contain as a minimum: <ul style="list-style-type: none">– number of eggs, poults or birds delivered– date eggs/poults/birds delivered– origin of flock (hatchery, breeder flock)– breed– daily mortality rate and cumulative daily mortality rate, including culls– date of sale, number sold and average weight– litter used– incidence of disease– post-mortem records– any problems or extraordinary events– veterinary advice	
	H	AH.2.d <ul style="list-style-type: none">– cull records for each hatching day	
AH.3 Health and performance records must be reviewed regularly	GF, BL, BR, FR	AH.3.a Regular review of records to identify key issues	R ■ Key issues documented in flock health plan
		AH.3.b If key issues are identified, veterinary advice is sought	
AIM: The health and welfare of all birds is being checked and managed			
AH.4 The health and welfare of birds must be met at all times	BR, BL, GF, FR, H	AH.4.a Any health or welfare issues have been detected and are being managed	
AH.4.1 Environmental enrichment must be provided from day 7 at the latest REVISED	GF, FR	AH.4.1.a Environmental enrichment is evenly spaced throughout the house and consists of at least 1 pecking object per 500 birds	
		AH.4.1.b Where reusable, environmental enrichment is capable of being cleaned and disinfected	
AH.5 The health and welfare of birds must be checked regularly	BR, BL, GF, FR,	AH.5.a Regular checks looking for signs of illness, injury and stress	R ■ Flock inspection records
		AH.5.b Flock inspection is carried out at least twice daily	
		AH.5.c Poults are closely monitored on arrival	
		AH.5.d Stockmen walk within 3m of every bird and encourage them to move	
		AH.5.e Records of inspections are made and include observations, problems identified and any remedial action taken	

STANDARDS	ENTERPRISE	HOW YOU WILL BE MEASURED	
AH.5.1 Signs of hock marking and pododermatitis must be monitored and recorded	BR, BL, GF, FR	<div><div></div><div>AH.5.1.a Veterinary advice sought if pododermatitis exceeds normal levels</div></div>	<div><div>R</div><div>■ Pododermatitis records</div></div>
AH.6. Key Birds must be handled in a way that avoids injury and minimises stress	BR, BL, GF, FR, H	<div><div></div><div>AH.6.a This includes stags during milking and hens during insemination</div></div>	
		<div><div></div><div>AH.6.b Stags have been made accustomed to being handled</div></div>	
AIM: The health and welfare of all birds is being managed by competent people			
AH.7 Key All persons looking after the health and welfare of birds/ poults must be demonstrably competent	BR, BL, GF, FR, H	<div><div></div><div>AH.7.a Staff have skills and knowledge in:<ul style="list-style-type: none">– normal and abnormal bird behaviour– fear reactions– signs of good health and poor health and disease– correct handling of birds– litter management– signs of thermal stress in birds and procedures to be followed in event of a problem</div></div>	
		<div><div></div><div>AH.7.b You are satisfied that any contractors used are competent</div></div>	
AH.7.1 There must be a named Welfare Officer who is responsible for coordinating welfare on-farm/in the hatchery	BR, BL, GF, FR, H	<div><div></div><div>AH.7.1.a The Welfare Officer's name and contact number is displayed on farm/ in the hatchery</div></div>	
		<div><div></div><div>AH.7.1.b The Welfare Officer is responsible for:<ul style="list-style-type: none">– liaison with vets, Defra, APHA– ensuring all staff are fully trained in welfare issues– monitoring welfare policies, procedures and standards</div></div>	
AH.7.2 Key All poultry farms/hatcheries must retain the services of a named veterinary surgeon or practice	BR, BL, GF, FR, H		
Aim: Effective and appropriate management of sick or injured birds			
AH.8 Key Sick or injured birds/poults must receive prompt attention in order that suffering is not prolonged	BR, BL, GF, FR, H	<div><div></div><div>AH.8.a This could include the use of segregation pens with stocking density no greater than 19 kg/m²</div></div>	
		<div><div></div><div>AH.8.b Segregation pens are checked a minimum of twice per day</div></div>	
		<div><div></div><div>AH.8.c Key staff will be able to identify signs of bird behaviour/abnormalities, disease or illness and have the knowledge to take appropriate action including the seeking of support from the Welfare Officer or vet on how and when to euthanase turkeys</div></div>	


Animal Health and Welfare (AH) (continued)

STANDARDS	ENTERPRISE	HOW YOU WILL BE MEASURED	
AH.9 Key Birds that do not respond to treatment or require emergency euthanasia must be promptly and humanely euthanased by a trained and competent person	GF, BR, BL, FR	AH.9.a Decision to euthanase made by a trained and competent person	
		AH.9.b Turkeys under 5kg can be euthanased by neck dislocation, a percussion killer recommended by the Humane Slaughter Association (HSA) or another method permitted by legislation and recommended by the HSA	
		AH.9.c Turkeys over 5kg are to be euthanased by a percussive killer recommended by the Humane Slaughter Association (HSA) or another method permitted by legislation and recommended by the HSA	
		AH.9.d Staff that euthanase birds are trained	
	H	AH.9.e Decision to euthanase made by a trained and competent person	
		AH.9.f All trays containing newly hatched birds are examined immediately when removed from the hatcher trolley and birds are to be separated from the remains of the egg shells	
		AH.9.g Embryos in hatchery waste are to be disposed of by the use of mechanical apparatus producing immediate death (instantaneous mechanical destruction)	
		AH.9.h Hatchery waste and debris should never enter such a mechanical device alongside live unviable poults	
		AH.9.i Euthanasia is carried out by one of the following methods at no more than 15 minute intervals: <ul style="list-style-type: none"> – instantaneous mechanical destruction – exposure to a gas mixture, either 1) 90% argon and max. 2% oxygen or 2) argon/carbon dioxide mixture containing max. 30% carbon dioxide, min. 60% argon and max. 2% oxygen 	
		AH.9.j Dislocation of the neck is used only where immediate culling is required and is limited to a maximum of 70 poults by any one operator	
		AH.9.k Staff that euthanase poults are trained	
AH.9.1 Documented procedures are in place to cover the handling of poults for culling and methods of disposal of those culled poults	H	AH.9.1.a Procedure includes details on: <ul style="list-style-type: none"> – equipment operation, setting-up, maintenance and cleaning – storage of culled poults and egg shells 	<div>  </div> <ul style="list-style-type: none"> ■ Documented procedure for handling poults to be culled ■ Documented procedure covering methods of disposal of culled poults

STANDARDS	ENTERPRISE	HOW YOU WILL BE MEASURED	
AH.10 Flocks must be monitored for Salmonella under the National Control Programme	GF, BL, BR, FR, H	AH.10.a Tests are carried out in a Government authorised laboratory	<div>R</div> <ul style="list-style-type: none"> ■ Salmonella testing records kept for two years ■ Cleaning and disinfection procedure
		AH.10.b Where a flock has been confirmed as infected a written cleaning and disinfection procedure is implemented	
		AH.10.c Confirmed infected flocks are sent for slaughter at the end of the processing plant's daily programme	
		AH.10.d Testing is carried out according to a written sampling plan set out by a vet	
		AH.10.e This includes poult fluff, meconiums, hatcher tray liners or poult box liners	
		AH.10.f Records of tests are kept which include: <ul style="list-style-type: none"> – the date on which each flock is sampled for Salmonella – where there is more than one flock on the holding, the identification of the flock. The flock should be identified by the house name/ number, month and year the flock was moved into the house – the age of the flock sampled – the Government approved laboratory to which the sample was sent and the result of each test when it is received from the testing laboratory – the date of intended slaughter 	
AH.10.1 Where a flock has tested positive for Salmonella Enteritidis and/or Typhimurium environmental swabs, representative of the building/ housing must be taken and building/housing not restocked until two negative results have been obtained	BR, BL, GF, FR, H		<div>R</div> <ul style="list-style-type: none"> ■ Environmental swab test results
AH.10.2 Hatcheries must be monitored for Salmonella	H	AH.10.2.a Tests are carried out in a Government authorised laboratory	<div>R</div> <ul style="list-style-type: none"> ■ Salmonella testing records kept for two years

Animal Health and Welfare (AH) (continued)

STANDARDS	ENTERPRISE	HOW YOU WILL BE MEASURED	
AH.10.3 Flocks must be tested to determine Mycoplasma gallisepticum and Mycoplasma synoviae and Mycoplasma meleagridis status NEW	BL	■ AH.10.3.a Flocks are tested as a minimum <ul style="list-style-type: none">– 4 weeks prior to the onset of lay– at least every 12 weeks after initial testing	R ■ M. gallisepticum, M. synoviae and M. meleagridis testing records
		■ AH.10.3.b Testing records with <ul style="list-style-type: none">– date of testing– results of testing are retained for at least 5 years and communicated to the hatchery A positive test will be considered to be a field strain infection unless laboratory testing on the isolated Mycoplasma shows this is caused by a vaccine strain	

**WHERE TO FIND HELP**



- Further information on animal health and welfare is given in the Code of Recommendations for the Welfare of Livestock - Turkeys at: <https://www.gov.uk/government/publications/poultry-on-farm-welfare>
- Guidance on animal health and disease can be found at: www.nadis.org.uk
- The Humane Slaughter Association provide information on euthanasia on their website: www.hsa.org.uk

Hatchery Eggs (HC)

STANDARDS	ENTERPRISE	HOW YOU WILL BE MEASURED	
AIM: Hatchery eggs are fit for purpose			
HC.1 Eggs from flocks infected with <i>Salmonella enteritidis</i> or <i>Salmonella typhimurium</i> must not be admitted to the hatchery	H	HC.1.a Hatchery has ensured that breeding flocks supplying eggs have been tested for <i>Salmonella</i>	
HC.2 All incoming eggs must be from breeder flocks certified <i>Mycoplasma gallisepticum</i> free and of known <i>Mycoplasma synoviae</i> and <i>Mycoplasma meleagridis</i> status REVISED	H	HC.2.a The setting of eggs from <i>Mycoplasma gallisepticum</i> , <i>Mycoplasma Synoviae</i> or <i>Mycoplasma meleagridis</i> positive flocks should be avoided. If unavoidable, the continued use of eggs from positive flocks must be accompanied by a documented <i>Mycoplasma</i> containment plan that covers the following basic parameters: <ul style="list-style-type: none">– Methods of containment of the spread of the <i>Mycoplasma</i> concerned– An intervention plan in the event of health and welfare problems associated with the <i>Mycoplasma</i> (breeder and progeny)– Programmed depletion of the affected flock(s) at the earliest opportunity with due consideration for the availability of hatching eggs A positive test will be considered to be a field strain infection unless laboratory testing on the isolated <i>Mycoplasma</i> shows this is caused by a vaccine strain	R <ul style="list-style-type: none">■ <i>M. gallisepticum</i>, <i>M. synoviae</i> and <i>M. meleagridis</i> testing records■ <i>Mycoplasma</i> containment plan
HC.3 One way product flow must be maintained from egg receipt to poult dispatch	H		

STANDARDS	ENTERPRISE	HOW YOU WILL BE MEASURED	
HC.4 Incoming air must be filtered and a positive airflow from eggs to poults must be maintained	H	HC.4.a Filters are cleaned/changed weekly or in accordance with manufacturers instructions	R ■ Filter check records
		HC.4.b Records of weekly filter checks are kept	
		HC.4.c Exhaust systems will take into account where down and dust may go and who may be affected by it	
HC.5 Differentiation must be maintained between 'clean' and 'dirty' areas	H	HC.5.a Staff are aware of these requirements and are provided with dedicated protective clothing and footwear	
		HC.5.b Equipment is segregated between 'clean' and 'dirty' areas	
HC.6 All eggs must be fumigated or sanitised prior to setting	H	HC.6.a Fumigation and sanitising parameters are recorded for each batch	R ■ Fumigation/ sanitising parameter records ■ Written fumigation procedure
HC.7 Incubation hatcher and setter equipment must be easy to clean, in good working order and sealed to the floor	H		
HC.7.1 Does not apply			
HC.7.2 The appropriate incubator or hatchery programme for the machine used must be available for inspection	H		R ■ Incubator or hatchery programme
HC.8 The hatchery must have a dedicated egg store and a designated setter room	H		
HC.9 Eggs must be stored in a temperature and humidity controlled room	H		R ■ Daily records of temperatures in incubator and hatcher rooms
HC.10 Hatching eggs must be identifiable	H	HC.10.a The following can be identified for each egg – farm of origin – date of lay – flock/house ID – age of flock	
		HC.10.b Floor eggs and dirty nest eggs are labelled and stored separately	






Hatchery Eggs (HC) (continued)

STANDARDS	ENTERPRISE	HOW YOU WILL BE MEASURED	
HC.11 The hatchery must retain production records for each consignment of eggs	H	HC.11.a Production records include: <ul style="list-style-type: none"> – farm of origin – date of lay – date of collection and vehicle identity – setting date – setter number – transfer date – hatchery number – poult and cull numbers (hatchability) – transport records which include quantity, destination and drivers name – placement details – dead in shell analysis 	 ■ Production records
HC.12 Eggs and poults must be transported in purpose built vehicles REVISED	H	HC.12.a Vehicles are fitted with: <ul style="list-style-type: none"> – a powered ventilation system – a temperature recording system – an in-cab read-out – a load-locking system – a tail-lift (where applicable) 	
		HC.12.b Vehicles equipped to regulate temperature by actively regulating airflow and ventilation	
		HC.12.c Vehicles are easily cleanable	
		HC.12.d If carrying poults the driver has means of communication in the event of emergency	
		HC.12.e If the load is left unattended it is locked/security tagged	
HC.13 A vehicle cleaning and sanitation policy is in place	H	HC.13.a Vehicles are cleaned internally between loads	
		HC.13.b Vehicles are cleaned between loads, unless a split delivery is being carried out	
HC.14 Injured or sick poults must not be transported	H	HC.14.a Injured or sick poults are humanely culled immediately	 ■ Mortality records
HC.15 The time between hatch and unloading at the farm must not exceed 72 hours NEW	H		
HC.16 Poults must be placed in clean, dry, ventilated containers	H	HC.16.a Containers or trolleys are labelled to ensure traceability	

Breeder Layer Eggs (BE)

STANDARDS	ENTERPRISE	HOW YOU WILL BE MEASURED	
AIM: Controls in place to prevent contamination			
BE.1 (Reccomendation) <i>It is recommended that, where manual nest boxes are used, single tiers are used for all heavy and medium strain of turkey</i>	BL	■ BE.1.a Where double tier boxes are used the design facilitates easy and safe entry and exit	
BE.1.1 A maximum ratio of five hens to one nest box must be provided	BL		
BE.1.2 Hens must be able to turn around in nest boxes	BL		
BE.1.3 (Reccomendation) <i>It is recommended that nest boxes are fitted with semi-traps to prevent multiple occupancy. On double tier boxes this is only necessary on the bottom boxes</i>	BL		
BE.1.4 Nest boxes must be constructed and maintained to provide a safe environment for hens	BL		
BE.1.5 Nest box bedding must be maintained in a dry, friable condition	BL		
BE.1.6 Conditions within the nest boxes must be maintained in a manner that ensures hens are able to keep clean	BL	■ BE.1.6.a A written schedule is in place which details the methods and frequency of cleaning	<div><div>R</div><div>■ Cleaning schedule</div></div>
BE.1.7 Where two tier nest boxes are used the nest box ramp must be a gradual slope without a drop to the floor below	BL		
BE.1.8 Automatic nest boxes must provide broody control by pushing hens off the nest with minimum stress and without causing injury	BL		
BE.1.9 Automatic nest boxes must be checked and tested once daily	BL		
BE.2 Egg collecting staff must sanitise their hands prior to handling eggs and between handling floor eggs and nest eggs	BL		

Breeder Layer Eggs (BE) (continued)

STANDARDS	ENTERPRISE	HOW YOU WILL BE MEASURED	
BE.3 All eggs found to be cracked, defective or dirty must be identified and rejected.	BL	BE.3.a Clean floor eggs can be set but are identifiable	 ■ Records of rejected eggs
		BE.3.b Dirty floor eggs are not washed. These eggs are to be kept separate from clean eggs	
BE.3.1 If egg sanitation is carried out it must be done according to a written procedure using Defra approved sanitisers	BL		 ■ Egg sanitation procedure
BE.4 Eggs must be collected at minimum frequencies	BL	BE.4.a Eggs are collected at least six times a day	
		BE.4.b Floor eggs are collected at least two times a day	
BE.5 All eggs selected for hatching must be placed in clean, dry trays and placed into suitable storage rooms as soon as possible	BL		 ■ Written procedure for plastic egg tray disinfection
BE.6 Hatching eggs must be marked with a black mark using an indelible pen	BL	BE.6.a One egg in each tray is marked with the flock code, house number and date	
BE.7 Each trolley must be marked with the breeder farm and date laid	BL		
BE.8 Egg collection records must be kept	BL	BE.8.a Egg collection records are kept for 3 years and include the following details: <ul style="list-style-type: none"> – quantities collected – quantity of floor eggs – number of reject eggs 	 ■ Egg collection records
BE.9 There must be facilities for grading, selection and storage of hatching eggs	BL		
BE.10 Egg storage facilities must be capable of maintaining a temperature between 13°C and 18°C	BL		 ■ Records of daily minimum and maximum temperatures
BE.11 The use of broody pens to break the broody cycle is acceptable	BL	BE.11.a Broody pens are not used for sick or injured hens	
BE.12 Stags must be pre-milked twice to check semen quality before initial insemination of hens	BL		

Biosecurity And Disease Control (BI)

STANDARDS	ENTERPRISE	HOW YOU WILL BE MEASURED	
AIM: Effective biosecurity measures to prevent the spread of disease and protect food safety and bird health			
BI.1 Key A documented biosecurity policy must be in place REVISED	GF, BR, BL, FR, H	■ BI.1.a Policy is specific to the farm/hatchery	R ■ Biosecurity policy
		■ BI.1.b Policy details control measures to minimise the spread of disease on farm and between farms, including risks from: <ul style="list-style-type: none">– incoming stock– equipment– vehicles– visitors	
		■ BI.1.c Policy is being implemented	
BI.2 Access to the farm must be limited to essential visitors only and visitor records must be kept REVISED	GF, BR, BL, FR, H	■ BI.2.a A record is kept of all visitors, detailing: <ul style="list-style-type: none">– date– time of arrival– name– organisation– contact number (one number acceptable per group)– date of last contact with poultry within the last 7 days (or within 14 days if visited overseas)– confirmation of no vomiting or diarrhoea, or flu like symptoms in the last 24 hours	R ■ Visitor record
		■ BI.2.b Entry is refused if there is significant risk to the health and welfare of the birds	
BI.3 Key The biosecure areas on the farm/hatchery must be defined REVISED	GF, BR, BL, FR, H	■ BI.3.a Biosecure areas indicated on farm/hatchery map(s)	R ■ Farm/hatchery map
		■ BI.3.b Biosecure areas include, but are not limited to: <ul style="list-style-type: none">– each bird area– feed stores– litter stores	
	FR	■ BI.3.d Biosecure area on the range for fixed housing has a clearly defined perimeter fence	

Biosecurity And Disease Control (BI) (continued)

STANDARDS	ENTERPRISE	HOW YOU WILL BE MEASURED
BI.4 Controls on access to the site must be in place and risk of disease spread by vehicles must be minimised REVISED	GF, BR, BL, FR, H	BI.4.a Where safety necessitates parking inside the general biosecure area, wheels of all vehicles must be cleaned and disinfected on entry, otherwise designated parking must be offsite
		BI.4.b Wheels and equipment of all vehicles are cleansed and disinfected on entering and exiting the farm/hatchery
		BI.4.c There are effective wheel wash facilities and drainage does not cause contamination
		BI.4.d Defra approved disinfectants for both General Orders and for diseases of poultry are used
		BI.4.e Disinfectants are used in accordance with manufacturers' instructions
		BI.4.f The farm/hatchery has an area of clean concrete, metalled surface or rolled stone which is large enough for a collection vehicle or feed lorry to stand
		BI.4.g Loading areas are level, well drained and hygienically managed
BI.5 Key Farm dedicated protective clothing must be supplied to and worn by all when on-farm/ in the hatchery REVISED	GF, FR, BL, BR, H	BI.5.a Clothing is washed or discarded between flocks
BI.6 Key Risk of disease spread from footwear is minimised REVISED	GF, FR, BL, BR, H	BI.6.a Foot dips are provided at the entrance to each biosecure area
		BI.6.b Foot dips are used by anyone entering a biosecure area
		BI.6.c All staff and visitors change into clean boots (capable of being dipped in disinfectant) or use new disposable overshoes on entry to a biosecure area
		BI.6.d Defra approved disinfectant solutions in foot dips are replaced on a prescribed basis and this is recorded
	GF, FR, BL, BR	BI.6.e A physical barrier footwear system, that is no less than 30 cm high, is provided at the entrance to each biosecure bird area
		BI.6.f Anyone entering a biosecure bird area uses the physical barrier system to remove outdoor footwear on the external side and put on dedicated footwear on the internal side
		BI.6.g The physical barrier will: <ul style="list-style-type: none"> – be removable for washing or a fixed barrier may be used if appropriate drainage allows effective cleansing of the barrier area at the end of the crop – offer provision to be seated whilst changing boots

R

■ Foot dip records

STANDARDS	ENTERPRISE	HOW YOU WILL BE MEASURED	
BI.7 Key Hand cleanliness is maintained REVISED	GF, FR, BL, BR, H	BI.7.a Toilets with means to clean and disinfect hands are available	
		BI.7.b Hands are washed or sanitised prior to starting work, after handling deadstock, before and after meals and after visits to the toilet	
		BI.7.c Hand sanitisers or hand wash facilities are present within reach of the physical barrier at the entrance to each biosecure bird area	
		BI.7.d Hands are sanitised or washed before entry and after exit of the biosecure bird area	
BI.8 Key The farm must operate a period free of all birds between flock cycles	GF, FR		
BI.9 Permanent standing water must not accumulate on the farm	GF, FR, BL, BR		
BI.10 Employed and contracted staff must not keep other poultry or any avian species REVISED	GF, FR, BL, BR, H		
BI.11 Toilets, offices, stores and break rooms must be kept clean and tidy	GF, FR, BL, BR, H		
BI.12 There must be no smoking or consumption of food within bird areas REVISED	GF, FR, BL, BR, H		
BI.13 Pets and other animals must not have access to poultry houses, service buildings and where applicable, the range	GF, FR, BL, BR, H		
BI.14 Farms must be capable of implementing a compulsory housing order	FR	BI.14.a A policy for delivering birds for postmortem with particular reference to biosecurity is in place	<div> R </div> <div> Documented policy </div>
BI.14.1 (Recommendation) It is recommended that each free range farm should only rear a single species at any given time NEW	CF	BI.14.1.a If other domestic poultry are present there is spatial separation, e.g. a double fence	


Animal Medicines (AM)


STANDARDS	ENTERPRISE	HOW YOU WILL BE MEASURED	
AIM: Responsible and competent use of medicines and veterinary treatments			
AM.1 Key Only authorised veterinary medicines are used REVISED	GF, FR, BL, BR, H	■ AM.1.a POM-V products are prescribed by a vet	<div>R</div> ■ Approved medicines list with definition of a VMP (i.e. includes vaccines, antimicrobials, anthelmintics, anaesthetic, medicated feed)
		■ AM.1.b POM-VPS products are prescribed by a vet, pharmacist or Suitably Qualified Person (SQP)/ Registered Animal Medicines Advisor (RAMA)	
		■ AM.1.c An approved medicines list, compiled in conjunction with a vet, is kept, listing <ul style="list-style-type: none">– storage– administration– active ingredient– withdrawal period– dosage– duration of treatment– circumstances for use	
AM.2 Key Veterinary medicines must be used appropriately REVISED	GF, FR, BL, BR, H	■ AM.2.a Prescription Only Medicines are used in accordance with the prescription	
		■ AM.2.b General Sales Medicines (AVM-GSL) (non-prescription) are used in accordance with manufacturers' or veterinary instructions	
		■ AM.2.c Expired medicines and open medicines not used within specified timescale (in-use shelf life) are not used	
GUIDANCE <i>A Veterinary Medicinal Product is legally defined as:</i> <ul style="list-style-type: none">– any substance or combination of substances presented as having properties for treating or preventing disease in animals– any substance or combination of substances that may be used in, or administered to, animals with a view either to restoring, correcting or modifying physiological functions by exerting a pharmacological, immunological or metabolic action, or to making a medical diagnosis. <i>Veterinary medicinal products used to treat and prevent disease in farm animals include, but are not limited to, vaccines, ecto- and endoparasiticides, antibiotics, anti-inflammatories and anesthetics.</i> <i>POM-V stands for 'Prescription Only Medicine – Veterinarian' and these veterinary products may only be supplied upon prescription by a veterinary surgeon for animals under their care. All antibiotics for food-producing animals are classified as POM-V.</i> <i>POM-VPS stands for 'Prescription-Only Medicine – Veterinarian, Pharmacist, Suitably Qualified Person (SQP, also known as RAMA – Registered Animals Medicines Advisor)' and these products may be prescribed by these registered qualified persons.</i> <i>The use of antibiotics as growth promoters is illegal.</i>			
AM.3 Veterinary medicines must only be administered by demonstrably competent persons	GF, FR, BL, BR, H	■ AM.3.a Person undertaking task has relevant experience or training	

STANDARDS	ENTERPRISE	HOW YOU WILL BE MEASURED	
AIM: Safe, secure and responsible management of medicines			
AM.4 Veterinary medicines must be stored appropriately REVISED	GF, FR, BL, BR, H	AM.4.a Kept in a locked storage facility/room	
		AM.4.b Stored in accordance with the manufacturer's instructions	
		AM.4.d Medicines are not stored in the same refrigerator as food/drink	
		AM.4.e Refrigerators are temperature checked at least weekly, whenever medicines are stored in them	R ■ Refrigerator temperature records
AM.5 Purchase records for all veterinary medicines must be kept	GF, FR, BL, BR, H	AM.5.a Records detail: <ul style="list-style-type: none">– identity of medicine– quantity– date of purchase– supplier name & address– batch number(s) and assigned bottle number if using for administration records– expiry date(s)	R ■ Medicine purchase records
		AM.5.b Medicine purchase records are kept for 5 years	
		GF, FR, BL, BR	AM.5.c Medicated Feedingstuff Prescriptions (MFSPs) are kept for 5 years
GUIDANCE			
Assigned bottle number allows members to assign a bottle number in the purchase records and note the assigned number in the administration records and for those bulk buying medication so individual bottles can be accounted for in records			
AM.6 Key Records must be kept of all administered veterinary medicines (paper and/or electronic) REVISED	GF, FR, BL, BR, H	AM.6.a Records detail: <ul style="list-style-type: none">– identity of medicine– date of administration– quantity of medicine administered– length of withdrawal period for meat and eggs– identification of the bird or group of birds to which administered– batch number(s) or assigned bottle number linked back to purchase records– number of birds treated– date treatment finished– date when bird(s)/eggs becomes fit for human consumption– name of person administering medicine– reason for treatment	R ■ Medicine administration records ■ Veterinary prescriptions
		AM.6.b Medicine administration records are kept for 5 years	

Animal Medicines (AM) (continued)

STANDARDS	ENTERPRISE	HOW YOU WILL BE MEASURED	
AM.7 Veterinary medicines, their containers and administration equipment must be disposed of responsibly REVISED	GF, FR, BL, BR, H	AM.7.a Expired and unusable medicines awaiting disposal are stored separately to in-use medicines	R ■ Medicine disposal records ■ Waste transfer note/receipt
		AM.7.b Used needles and blades are stored in a dedicated sharps container pending disposal	
		AM.7.c Records of medicine disposal are kept, detailing: <ul style="list-style-type: none">– identity of medicine– batch/bottle number– quantity– date of disposal– route of disposal	
		AM.7.d Medicines, their containers and administration equipment are disposed of through the supplier, waste disposal contractor or local authority, referring to the product literature for further guidance	
AM.8 Total antibiotic used per crop must be measured as Milligrams active antibiotic per population correction unit (mg/PCU) and recorded	GF, FR	AM.8.a Total amount of antibiotic used per crop known by farm manager	R ■ Total antibiotic used per crop recorded in medicine administration records
		AM.8.b Total antibiotic used per crop calculated using the following method: 'Milligrams of active antibiotic used per crop' divided by '(Number of birds slaughtered including rejects x 6.5kg)	
AM.8.1 Prophylactic administration of antibiotics is not permitted REVISED	GF, FR, BR, BL	AM.8.1.a Antibiotics are used only for treatment of disease, following diagnosis and/or clinical signs of disease in all or part of the flock and under veterinary direction	
AM.8.2 Antibiotic use must be supported by veterinary intervention	GF, FR, BR, BL	AM.8.2.a Use of antibiotics supported by at least one of the following: <ul style="list-style-type: none">– post mortem report– site visit report by vet– other written instruction from a vet	R ■ Medicine administration records supported by vet's post mortem report/ vet site visit report and/or veterinary instruction
AM.9 Key The use of 3rd and 4th generation cephalosporins, glycopeptides and colistin are not permitted	GF, FR, BL, BR		
AM.9.1 Key Use of macrolides and fluoroquinolones must only be as a last resort, under veterinary direction REVISED	GF, FR, BL, BR	AM.9.1.a Use is supported by a veterinary statement outlining the justification for use	R ■ Vet statement justifying prescription ■ Written agreement from company director
		AM.9.1.b Use is supported by written agreement from a director of the company purchasing the birds	

STANDARDS	ENTERPRISE	HOW YOU WILL BE MEASURED	
AIM: Prevention of contamination in food			
AM.10 Key Systems must be in place to ensure birds receiving veterinary medicines are not presented for slaughter before the withdrawal period has expired	GF, FR, BL, BR, H	AM.10.a Prescribed withdrawal periods are complied with	
AM.11 Procedures must be in place to deal appropriately with needles or part needles remaining in a bird	GF, FR, BL, BR	AM.11.a Broken needle policy detailing: <ul style="list-style-type: none">– how the animal should be identified– procedures around informing the abattoir if sent for slaughter– records kept	 Broken needle policy
		AM.11.b Broken needle policy is followed	
		AM.11.c Livestock containing broken needles may only be sold for slaughter if the animal is identified up to the time of slaughter	

**WHERE TO FIND HELP**

- NOAH Compendium of authorised veterinary medicine datasheets: <https://www.noahcompendium.co.uk/>
- Responsible Use of Medicines in Agriculture (RUMA) Alliance: <https://www.ruma.org.uk/>
- European Medicines Agency categorisation of antibiotics used in animals: https://www.ema.europa.eu/en/documents/report/infographic-categorisation-antibiotics-use-animals-prudent-responsible-use_en.pdf

Husbandry Procedures (HP)

STANDARDS	ENTERPRISE	HOW YOU WILL BE MEASURED	
AIM: Responsible and competent undertaking of husbandry procedures			
HP.1 Key Husbandry procedures are carried out by competent persons in accordance with scheme requirements and only when necessary	GF, FR, BL, BR, H		
HP.2 Key Where beak trimming is carried out in the hatchery, it must be done using infrared on day old poults	H		
HP.2.1 If a secondary beak trim is required after 21 days of age this must be carried out under the direction of the vet	GF, FR, BL, BR	■ HP.2.1.a Is only carried out by a vet or by person who has been trained by vet	R ■ List of those trained and signed off by vet kept in flock health plan

Fallen Stock (FS)

STANDARDS	ENTERPRISE	HOW YOU WILL BE MEASURED	
AIM: Fallen stock are managed in such a way to prevent risk of environmental contamination and spread of disease			
FS.1 Fallen stock must be removed from housing/pens/fields	GF, BL, BR, FR, H	FS.1.a Evidence that checks for fallen stock are regularly conducted and any found are promptly removed	
FS.2 Key Carcasses of fallen and euthanased stock and IMD waste must be stored securely and in a manner that protects them from vermin and other animals REVISED	GF, BL, BR, FR, H	FS.2.a Carcasses are stored in a locked container or locked room	
	H	FS.2.b IMD and other hatchery waste is stored in locked containers or containers which are accessible only to removal services	
FS.3 Carcasses must be disposed of correctly, either by a licenced collector or by approved on-farm incineration	GF, BL, BR, FR, H	FS.3.a Carcasses are disposed of before they present an infestation/health risk	
		FS.3.b Carcasses collected by a licensed fallen stock collector	R Collection records
		FS.3.c Carcasses are not buried or burnt (other than by incineration)	
		FS.3.d On-farm incinerators are covered by a species-specific approval document issued by the APHA	R APHA incinerator approval
		FS.3.e Records are kept for 2 years	




WHERE TO FIND HELP



- Government guidance on fallen stock and safe disposal of dead animals: <https://www.gov.uk/guidance/fallen-stock>
- National Fallen Stock Company (NFSCo) collection and disposal service for farmers: <http://www.nfsc.co.uk/>
- AHDB guidance on disposal of fallen stock: <https://ahdb.org.uk/knowledge-library/disposal-of-fallen-livestock>
- Government guidance on incineration of animal by-products: <https://www.gov.uk/guidance/animal-by-products-how-to-burn-them-at-an-incinerator-site>

Environmental Protection and Contamination Control (EC)


STANDARDS	ENTERPRISE	HOW YOU WILL BE MEASURED
AIM: Potential pollutants are correctly handled, applied and stored in a manner that prevents contamination and pollution		
EC.1 Key Potential pollutants must be stored in a manner that minimises the risk of contamination and pollution to crops, feedstuffs, animals, soils, groundwater and watercourses REVISED	GF, BL, BR, FR, H	■ EC.1.a Fuel tanks are banded where required by legislation (See Appendix)
		■ EC.1.b Agrochemicals are kept in a well-maintained store which allows for containment of any spillages
		■ EC.5.c Manufactured fertiliser is stored on a hard, dry surface
		■ EC.1.d Fertilisers that pose a combustion or oxidiser hazard are stored in accordance with the safety data sheet
GUIDANCE Potential pollutants include, but are not limited to, PPPs*, manufactured fertilisers, fuel oil, empty containers, disinfectants and rodenticides *PPPs are defined as any product with a current MAPP number		
EC.1.1 Organic manures must be stored in a manner that minimises the risk of contamination and pollution to crops, feedstuffs, animals, soils, groundwater and watercourses. REVISED	GF, BL, BR, FR, H	■ EC.1.1.a Organic manures (not including storage within in building) are not stored: – within 10m of inland freshwaters or coastal waters – within 50m of a spring, well or borehole – where there is significant risk of runoff entering watercourses
		■ EC.1.1.b Manure heap (not including field heaps) effluent runoff does not enter a watercourse, either directly or through land drains, roads, tracks or other pathways
		■ EC.1.1.c Where manure is stored in temporary field heaps, these must be moved at least every 12 months
GUIDANCE Watercourse = includes, water courses (ditches, streams, rivers), ponds, lakes, reservoirs, canals, estuaries, coastline. Organic manure = livestock manures, sewage sludge/biosolids, compost, digestates, organic industrial wastes. Risk factors which could lead to runoff, which should be taken into account are: slope (especially if greater than 12 degrees), ground cover, proximity to watercourses or wetlands, weather conditions and forecasts, soil type and condition, presence and condition of land drains		
EC.2 In the case of packaging breakages potential pollutants must be transferred to a suitable container REVISED	GF, BL, BR, FR, H	■ EC.2.a Container has an appropriate safe closure cap or bag tie
		■ EC.2.b The original label information is displayed
EC.3 Does not apply		
EC.4 Key PPPs must be appropriate for their intended use REVISED	GF, BL, BR, FR, H	■ EC.4.a Manufacturer's instructions are followed
		■ EC.4.b PPPs are approved for use
		■ EC.4.c Unapproved product is kept in a segregated area of the pesticide store pending collection for disposal at the earliest opportunity; clearly marked with signs/labels stating that it must not be used

Environmental Protection and Contamination Control (EC) (continued)

STANDARDS	ENTERPRISE	HOW YOU WILL BE MEASURED	
EC.4.1 PPPs are mixed/handled in a manner that minimises the risk of contamination and pollution REVISED	GF, BL, BR, FR, H		
EC.5 Key PPPs must be applied in a manner that minimises the risk of contamination or pollution REVISED	GF, BL, BR, FR, H	■ EC.5.a PPP application does not occur in areas of high pollution risk, as identified on farm map	
		■ EC.5.b PPP application does not occur in unsuitable conditions e.g. when there is a risk of drift or where soil conditions are unsuitable e.g. waterlogged, flooded or snow-covered soil or where the soil has been frozen for more than 12 hours in the previous 24 hours	
		■ EC.5.c Buffer zone requirements of the PPP being applied are complied with	
EC.6 PPP application must be undertaken by competent operators	GF, BL, BR, FR, H	■ EC.6.a NPTC Pesticide Application Certificates/Lantra Awards Level 2 Pesticides qualification are held	 ■ NPTC/Lantra certificates
EC.7 All PPP application equipment must be maintained and tested REVISED	GF, BL, BR, FR, H	■ EC.7.a Frequency of testing is carried out as follows: – all new trailed/mounted/self-propelled sprayers are NSTS tested before they are 5 years old – subsequently trailed/mounted/self-propelled sprayers with a boom width over 3m are NSTS tested once every 3 years – subsequently trailed/mounted/self-propelled sprayers with a boom width of 3m or under and other application equipment (slug pellet, micro-granular applicators, weed wipers) are NSTS tested once every 6 years – knapsack, handheld and pedestrian equipment does not require an NSTS test but should be checked by the operator at least annually	 ■ NSTS Certificates ■ Calibration records
		■ EC.7.b Equipment calibration occurs at least annually	
EC.8 Records must be kept of all PPP applications REVISED	GF, BL, BR, FR, H	■ EC.8.a Records include: – field/area identifier – crop/variety – total area, where applicable – sowing or planting date, where applicable – date and time applied – justification/target for application – product name and active ingredient – rate of application – water volume – wind direction and speed – grazing/harvest interval, where applicable – first permissible harvest date, where applicable – name of sprayer operator	 ■ PPP application records
		■ EC.8.c Records are kept for at least three years	

STANDARDS	ENTERPRISE	HOW YOU WILL BE MEASURED	
EC.8.1 Where PPPs are used on crops an Integrated Pest Management (IPM) plan is completed UPGRADED	GF, BL, BR, FR, H		 ■ IPM plan
EC.9 Key Manufactured fertilisers and organic manures must be applied in a manner that minimises the risk of contamination or pollution REVISED	GF, BL, BR, FR, H	■ EC.9.a Any materials, including waste materials, that are applied to land have agricultural benefit	 ■ Exemptions/ permits ■ Manure management plan (or records detailing required information)
		■ EC.9.b Exemptions/permits to use waste materials are held	
		■ EC.9.c A manure management plan (MMP) is kept and followed when applying organic manures to land	
		■ EC.9.d MMP includes, at least: <ul style="list-style-type: none"> – Where and when manure can/cannot be applied (detailed on a map) – Calculations of total area required to apply volume of organic manure produced by stock at legal application rate – Details of Total Spreadable Area available and outlets for any excess organic manure 	
		■ EC.9.e Before application the following factors are considered: <ul style="list-style-type: none"> – NVZ restrictions – soil type – soil condition – crop requirements – slope – weather conditions – the location of watercourses – water supplies and abstraction points (including on neighbouring land) 	
		■ EC.9.f Applications are not carried out during high risk times e.g. on waterlogged, flooded or snow-covered soil or where the soil has been frozen for more than 12 hours in the previous 24 hours	
		■ EC.9.g Biosolids are assured under the Biosolids Assurance Scheme	
		■ EC.9.h Untreated sewage sludge, untreated abattoir or catering derived animal by-products are not applied	
		■ EC.9.i Applications are made in accordance with the Appendix	

Environmental Protection and Contamination Control (EC) (continued)

STANDARDS	ENTERPRISE	HOW YOU WILL BE MEASURED
EC.10 All manufactured fertiliser application equipment must be maintained and calibrated at least annually REVISED	GF, BL, BR, FR, H	<div> <div>R</div> <ul style="list-style-type: none"> ■ Calibration records </div>
GUIDANCE <i>Annual field calibration and records are acceptable</i>		
EC.11 Key All wastes which cannot be used are disposed of in a manner that minimises the risk of contamination and pollution REVISED	GF, BL, BR, FR, H	<div> <div>R</div> <ul style="list-style-type: none"> ■ EC.11.a Wastes are disposed of by registered waste carriers ■ EC.11.b astes are not burnt, with the exception of vegetation and untreated wood ■ EC.11.c Empty PPP containers are: <ul style="list-style-type: none"> – cleaned using an integrated pressure rinsing device, or triple rinsed appropriately and the rinsate returned to the spray tank – stored securely – not reused – returned to the supplier or where non-returnable, disposed of via a registered waste carrier ■ EC.11.d Redundant PPPs are disposed of via the supplier or a registered waste carrier <div> <ul style="list-style-type: none"> ■ Waste transfer notes ■ Waste carrier name and registration number </div> </div>
EC.12 Systems are in place to manage waste responsibly NEW	GF, BL, BR, FR, H	<ul style="list-style-type: none"> ■ EC.12.a Opportunities are considered for: <ul style="list-style-type: none"> – reducing the production of waste – re-using waste – recycling waste, plastics in particular
<div>  WHERE TO FIND HELP <ul style="list-style-type: none"> ■ Protecting our Water, Soil and Air: A Code of Good Agricultural Practice: https://www.gov.uk/government/publications/protecting-our-water-soil-and-air ■ HSE guidance on storing, transporting and using pesticides and other agrochemicals safely: https://www.hse.gov.uk/agriculture/topics/pesticides.htm ■ HSE guidance on storing pesticides for farmers and other professional users: https://www.hse.gov.uk/pubns/ais16.pdf ■ Nutrient Management Guide (RB209) for making the most of organic materials and balancing the benefits of fertiliser use against economic and environmental costs: https://ahdb.org.uk/nutrient-management-guide-rb209 ■ NFU and Voluntary Initiative template IPM plan: https://ecommerce.nfuonline.com/home/ipm-plan/ ■ City & Guilds Land Based Service pesticide application certificates of competence: https://www.nptc.org.uk/ ■ National Sprayer Testing Scheme (NSTS): https://www.nsts.org.uk/ ■ Pesticides Register of Great Britain and Northern Ireland Authorised Products: https://secure.pesticides.gov.uk/pestreg/ ■ GB authorised biocidal products (including rodenticides): https://www.hse.gov.uk/biocides/uk-authorised-biocidal-products.htm ■ Public registers of waste carriers, brokers and dealers: <ul style="list-style-type: none"> https://environment.data.gov.uk/public-register/view/search-waste-carriers-brokers (England) https://www.daera-ni.gov.uk/articles/registered-waste-carriers-transporters (Northern Ireland) https://www2.sepa.org.uk/wastecarriers/ (Scotland) https://naturalresources.wales/permits-and-permissions/waste-carriers-brokers-and-dealers-public-register/?lang=en (Wales) ■ Environment Agency resource efficiency and waste - key actions for farmers: https://projectblue.blob.core.windows.net/media/Default/Pork/Documents/Key%20Actions%20for%20Farmers_Resource%20Efficiency%20and%20Waste.pdf </div>		

Depopulation (DE)

STANDARDS	ENTERPRISE	HOW YOU WILL BE MEASURED
AIM: The health, welfare of birds and site biosecurity is maintained during depopulation		
DE.1 The person responsible for birds must be present at depopulation	GF, BL, BR, FR	
DE.2 A loading area must be available for the loading of birds for transport and must be clean, tidy and hygienically managed	GF, BL, BR, FR	
DE.3 Feed must not be withdrawn for more than nine hours prior to catching	GF, BL, BR, FR	
DE.3.1 Food must be provided up to transfer and must be available in the destination house prior to unloading the birds	BL, BR	
DE.4 Water must be available up to catching	BL, BR	
AIM: The biosecure area is maintained during depopulation		
DE.5 There must be a system in place for a designated person to inspect forklifts and other catching equipment, including catchers' transport, for cleanliness and disinfection with a Defra approved disinfectant prior to entry to the biosecure area REVISED	GF, BL, BR, FR	<ul style="list-style-type: none"> ■ DE.5.b Where catching frames are not farm specific, they are to be cleansed and disinfected before arrival onto farm
DE.6 Clean and tidy facilities must be made available for catchers to use during breaks	GF, BL, BR, FR	<ul style="list-style-type: none"> ■ DE.6.a If catchers use their own company vehicle for breaks, controls are in place to ensure it is clean and disinfected on entry to the general biosecure area

CHAIN OF ASSURANCE REQUIREMENTS

Recognised assurance schemes

	Farm	Market	Collection Centres	Transport
Cattle & Sheep	RTA Beef & Lamb Scheme FAWL Scheme QMS Cattle & Sheep Assurance Scheme NIBL FQAS <i>Residency period*</i> <i>Cattle – minimum 90 days</i> <i>Sheep – minimum 60 days</i>	RTA Livestock Markets & Collection Centre Scheme QMS Auction Market Assurance Scheme	RTA Livestock Markets & Collection Centre Scheme QMS Auction Market Assurance Scheme	RTA Livestock Transport Scheme QMS Haulage Assurance Scheme The assured farmer's vehicle, for transporting their own livestock (or another assured farmer's vehicle provided certain conditions are met – see relevant standard)
Goats	RTA Goat Scheme	RTA Livestock Markets & Collection Centre Scheme	RTA Livestock Markets & Collection Centre Scheme	RTA Livestock Transport Scheme The assured farmer's vehicle, for transporting their own livestock (or another assured farmer's vehicle provided certain conditions are met – see relevant standard)
Pigs	RTA Pigs Scheme QMS Pigs Assurance Scheme	RTA Livestock Markets & Collection Centre Scheme (only recognised if market is certified to handle assured pigs and if assured pigs move direct to slaughter from market)	RTA Livestock Markets & Collection Centre Scheme (only recognised if site is certified to handle assured pigs and if moving direct to slaughter from collection centre)	RTA Livestock Transport Scheme QMS Haulage Assurance Scheme The assured farmer's vehicle, for transporting their own livestock
Poultry	Relevant RTA Poultry Scheme (Broiler & Poussin, Duck, Turkey)	N/A	N/A	RTA Poultry Catching & Transport Scheme
Notes	Source farms must have valid certification on the day livestock leave the holding. Assurance status can change on any day. Assurance should be verified each time a supplier sends livestock to the site.			Unless the farmer is transporting their own livestock (and therefore covered under their farm assurance), each individual trailer is assured separately. Therefore, the specific trailer used must have valid certification on the day the livestock are transported

RTA – Red Tractor Assurance **FAWL** – Farm Assured Welsh Livestock **QMS** – Quality Meat Scotland

NIBL FQAS – Northern Ireland Beef & Lamb Farm Quality Assurance Scheme

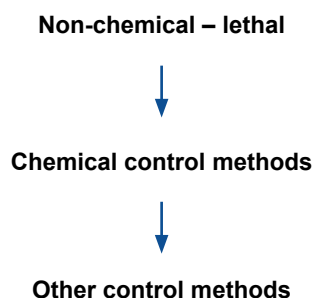
*Residency period – the minimum amount of time that livestock have been on-farm before being described as assured. The residency period starts from the day of arrival on the holding and includes the day the livestock moved off the holding.

Appendix VC.2

VERMIN CONTROL

Risk Hierarchy (VC.2.a)

When considering rodent control methods, the concept of a 'risk hierarchy' must be used. This means considering the use of non-chemical control methods first, followed by the least toxic alternatives.



Environmental Risk Assessment (VC.2.b)

Where rodent control requires the use of toxic bait (rodenticides), an environmental risk assessment must be undertaken before laying bait. The risk assessment must cover the following:

- what the treatment is designed to achieve; what methods of rodent control will be used and how success will be measured
- which non-target species may be present in or near the treatment site
- what steps have been/will be taken to prevent or adequately control exposure of wildlife/domestic pet and contamination of the environment
- how dead rodents and rodenticides will be disposed of

Bait Plan (VC.2.c)

Where baits are used, records must be kept of baits used and checks made. The standard outlines the information that must be recorded.



FURTHER GUIDANCE

The **Control of Substances Hazardous to Health Regulation 2002 (COSHH)** requires that assessments be carried out to identify any risks to operators and others who may be affected by working with substances hazardous to health, such as rodenticides. If you have five or more employees, you must record your assessment but, even if you have fewer than five, it makes sense to write down what steps you have taken to identify the risks. The Health and Safety Executive provides an e-tool for completing the COSHH assessment, which can be found here: <http://coshh-tool.hse.gov.uk/>

Disposal of poisoned rodents

The bodies of dead rodents may carry residues of rodenticides and, if eaten by predators or scavengers, may be a source of wildlife exposure to rodenticides. It is essential to carry out regular searches for rodent bodies, both during and after the treatment period. Bodies may be found for several days after rats have eaten the bait and rats may die up to 100 metres or more away from the baited site.

It is important to check with local authorities regarding appropriate routes of disposal of poisoned rodent carcasses and there may also be recommendations on the rodenticide product label. Red Tractor has been advised that poisoned rodents can be disposed of (in order of preference):

- in an on-farm incinerator for animal carcasses
- with other waste as part of the domestic waste collection, securely bagged in a dustbin or wheelie bin (subject to local authority agreement)
- off site at a suitably authorised incinerator or landfill
- by burial on site, provided this is done away from sensitive areas

HOUSING, SHELTER AND HANDLING FACILITIES – STOCKING DENSITY

Turkey Indoor Grower Stocking Density Requirements

The following table gives worked examples of the stocking density formula.

$A = k.W^{2/3}$ (where A is the space required in m^2 , k is the co-efficient 0.0459 and W is liveweight in kg), applied to various liveweights.

For comparison, if a coefficient of 0.0121 were used, equating to the minimum area per bird, stocking density for 5, 15 and 20 kg liveweight birds would be, 141, 203, and 224 kg/m^2 respectively. At these densities the turkeys would be in contact with each other on all sides and have no room to move.

Liveweight (W) (kg)	Floor space per bird (A) = $0.0459W^{2/3}$ (m^2)	Stocking rate (birds/ m^2)	Stocking density (kg/m^2)
0.5	0.0289	34.5823	17.3
1	0.0459	21.7865	21.8
2	0.0729	13.7253	27.5
3	0.0955	10.4746	31.4
4	0.1157	8.6468	34.6
5	0.1342	7.4517	37.3
6	0.1515	6.5989	39.6
7	0.1679	5.9545	41.7
8	0.1836	5.4474	43.6
9	0.1986	5.0360	45.3
10	0.2130	4.6945	46.9
11	0.2270	4.4055	48.5
12	0.2405	4.1572	49.9
13	0.2537	3.9412	51.2
14	0.2666	3.7513	52.5
15	0.2791	3.5827	53.7
16	0.2914	3.4318	54.9
17	0.3034	3.2959	56.0
18	0.3152	3.1727	57.1
19	0.3268	3.0603	58.1
20	0.3381	2.9575	59.1

HOUSING, SHELTER AND HANDLING FACILITIES – STOCKING DENSITY

Breeder Stag Stocking Density Target

To minimise fighting, injury and to aid semen production stocking density for breeding stags should be:

Liveweight (W) (kg)	M ² per stag	Kg/m ²
12	0.49	24.48
15	0.61	24.59
17	0.74	22.97
18+	1 stag/m ² in naturally ventilated pole barn housing* 1.25 stags/m ² where recirculation fans are used, 1.5 stags/m ² where forced ventilation is in use	

*The stocking density for stags must not exceed 1.2 stags per m² during the first 5 weeks of lay.

Thereafter a target of 1.0 stags per m² must be complied with.

Turkey Free Range Stocking Density Requirements

- the indoor stocking rate per m² floor space does not exceed 25kg liveweight
- the open-air range provides no less than 4m² per turkey

HOUSING, SHELTER AND HANDLING FACILITIES – CALIBRATION SCHEDULES

Calibration List

The following is a list of equipment whose proper functioning is considered critical for bird welfare and/or quality. These are examples of the type of equipment that should be included in routine calibration and maintenance checks as referred to under standard HF.8b. This is not an exhaustive list but a guide only, each site should compile their own list of equipment used.

Farm Equipment:

Item	Calibration Frequency
Light dimmers	Start of each new crop cycle
Lux meters	As per manufacturers requirements (may require return to manufacturer for recalibration)
Gas pressure	Start of each new crop cycle
Water chlorinators	Monthly
Thermostats/thermometers	Start of each new crop cycle
Ventilation, air speed	Start of each new cycle and every time minimum ventilation rate changes or unit disturbed for bird removal
Pressure devices	Start of each new cycle and every time minimum ventilation rate changes or unit disturbed for bird removal
Vaccination equipment	Prior to each day used
Egg balances	Start of each new flock prior to lay
Water meters	Start of each new crop cycle
Gas brooders	Start of each new crop cycle – check CO levels

Item	Calibration Frequency
Vaccination equipment	Prior to each day used
Electronic thermometers and humidistats	Once per year (unnecessary in incubators with mercury contact thermostats)

ACCEPTED FEED ASSURANCE SCHEMES

Accepted Feed Assurance Schemes:

Abbreviated Scheme Name	Full Scheme Name	Scope of the Scheme
UFAS (AIC)	Universal Feed Assurance Scheme	Assured compound feeds, complementary feeds, licks, pre-mixtures and feed ingredients/materials
FEMAS (AIC)	Feed Materials Assurance Scheme	Production of and trade in feed ingredients/feed materials
TASCC (AIC)	Trade Assurance Scheme for Combinable Crops	Whole combinable crops. <i>Note: this scheme covers crops storage and transport. Farm assurance is covered by the schemes listed below.</i>
GTAS	Gafta Trade Assurance Scheme	Trade in feed ingredients/feed materials
IGAS	Irish Grain Assurance Scheme	Whole combinable crops. <i>Note: this scheme covers crops storage and transport. Farm assurance is covered by the schemes listed below.</i>
COCERAL GTP	European trade body for Agro supply and animal feeds	Trade in feed ingredients/feed materials
GMP+ (PDV)	Dutch Product Board for Animal Feed	Assured compound feeds, complementary feeds, licks, pre-mixtures and feed ingredients/materials
FAMI-QS	European Feed Additives And Pre-mixtures Quality System	Feed additives and pre-mixtures
BFBi scheme	Brewing, Food & Beverage Industry Suppliers Association	Certifies grains from smaller breweries
RTAOS	Red Tractor Assurance Cold Crush Oilseeds Scheme	Certifies meal from cold crush oilseeds

Accepted Farm Assurance Schemes:

Abbreviated Scheme Name	Full Scheme Name	Scope of the Scheme
RTA Combinable Crops and Sugar Beet	Red Tractor Assurance for Farms - Combinable Crops and Sugar Beet Scheme	Combinable crops & sugar beet
SQC	Scottish Quality Farm Assured Combinable Crops Ltd	Combinable crops
NIFQACS	Northern Ireland Farm Quality Assured Cereals Scheme	Combinable crops
SAFA	Soil Association Farm Assurance (Crops module)	Combinable crops
RTA Fresh Produce	Red Tractor Assurance for Farms - Fresh Produce Scheme	Produce – vegetables, fruits and root crops

Appendix EC.1

SILAGE, SLURRY AND AGRICULTURAL FUEL OIL (SSAFO) STORAGE

There are exemptions from the Water Resources (Control of Pollution) (Silage, Slurry and Agricultural Fuel Oil) (England) Regulations 2010 (or equivalent) for installations built before prescribed dates. Those dates are as follows:

	Slurry/Silage	Agricultural Fuel Oil
England	1991	1991 or where less than 1500 litres stored on farm
Wales	1991	Since 15 March 2020 all storage must meet the requirements of the Oil Storage (Wales) Regulations 2016
Scotland	2003	2003 or where less than 1250 litres stored on farm
Northern Ireland	2003	2003 or where tank capacity does not exceed 1250 litres

Agricultural Fuel Oil (excluding domestic only tanks, mobile and underground tanks)

- there must be an impermeable bund. The bund is either at least 110% capacity of the individual tank, or if there is more than one tank within the bund, 25% of the total or 110% of the largest tank
- there must be an outlet within bund (NB – with double skinned tanks, in principle the outer skin can act as the bund for the inner tank however this benefit is lost if the outlet is at the bottom of the tank as any leakage through or around the outlet will not be captured)

Note: It is best practice for all fuel tanks to be bunded even if they benefit from exemptions to the legislation

SAFE APPLICATIONS TO LAND

This appendix provides guidance on making applications to land. All applications to land must be carried out in accordance with legislation. Environmental Permits or exemptions must be held where applicable. If your farm is in an NVZ you must also follow NVZ rules.

Note: Producers should always check with buyers to ensure that any applications of sludge, compost, digestate and other materials originating outside the farm are acceptable to customers.

Sewage Sludge (biosolids)

For further information, including the Biosolids Assurance Scheme (BAS) Standard, refer to:

<https://assuredbiosolids.co.uk/>

Evidence of BAS Certified Biosolids should be provided by your biosolids supplier and can be verified in the Certification section of the BAS website: assuredbiosolids.co.uk

Farmyard Manure (FYM) and Slurry – Fresh, Stored or Treated

Using the following steps as a guide will help to ensure that manures are used efficiently:

- know the nutrient contents of applied manures
- apply manures evenly and at known rates
- where appropriate, rapidly incorporate manures or use an application technique that will minimise ammonia losses
- apply manures in spring, where possible, to reduce nitrate leaching losses
- take the nutrient content of applied manures into account when calculating inorganic fertiliser applications

Spreading manures onto pasture is a valuable source of nutrients but can play a role in transferring disease to healthy stock. The main risk is from spreading fresh, unstored slurry or manure. Risks are reduced by storage, low application rates and leaving pasture for as long as possible before grazing.

Note: The scheme recommends that poultry manure is not applied to grazing land or grassland to be harvested due to the risks associated with botulism.

Compost, Digestates and other Recycled Materials

It is recommended that digestates and composts sourced from external contractors for application to land have been produced to the relevant PAS specification (PAS 110 for digestate, PAS 100 for compost) and are applied following the associated Quality Protocol. The specifications and Quality Protocols provide safeguards on the feedstock materials, the processing stages and end product quality.

Where anaerobic digestate is produced from an energy crop feedstock (e.g. maize) and there is no pasteurisation step there is a risk that plant pathogens, for example *Fusarium* spp., may be present. It is recommended that energy crop digestate is ploughed in before drilling a subsequent cereal crop.

SAFE APPLICATIONS TO LAND

Safe Applications to Land Matrix

	Manure and Slurry		Compost and Anaerobic Digestate		Treated Sewage Sludge	
	Application	Grazing/ harvest interval	Including animal by-products	Not including animal by-products	Conventional treated	Enhanced treated
Combinable crops (inc. homefed)	May be applied before and after drilling/planting	n/a	May be applied before and after drilling/planting			
Grassland and forage – grazed *	Recommended that applications are made in the spring and that rapid incorporation techniques are used	At minimum a 4 week no- graze interval applies. It is recommended that there is an 8 week no-graze interval for adult livestock and a 6 month no- graze interval for youngstock	A no-graze interval of 2 months for pigs and 3 weeks for other livestock applies	A no-graze interval of 3 weeks applies	No grazing in season of application or a no-graze interval of 3 weeks applies when biosolids is deep injected or ploughed down	A no-graze interval of 3 weeks applies
Grassland and forage – harvested **		A no-harvest interval of 4 weeks applies	A no-harvest interval of 2 month for pigs and 3 weeks for other livestock applies	A no-harvest interval of 3 weeks applies	A no-harvest interval of 3 weeks applies	A no-harvest interval of 3 weeks applies

* Grass, forage swedes and turnips, fodder mangolds, fodder beet, fodder kale, forage rye and triticale, turf

** Grass silage, silage maize, haylage, hay, herbage seeds



RED TRACTOR ASSURANCE SCHEME MEMBERSHIP RULES

RED TRACTOR ASSURANCE MEMBERSHIP RULES (1st August 2020)

Your attention is drawn in particular to the limitation of liability provisions set out in Rules 74 to 76.

We are Assured Food Standards, trading as Red Tractor Assurance ('RTA'), a not for profit company, owned and funded by organisations and trade bodies from across the British farming and food industry.

1. These rules together with the accompanying explanation of how the Scheme works and any additional sector specific rules issued from time to time by RTA as contemplated in Rule 5 (as amended from time to time, 'these Rules') govern the terms and conditions for membership of the Red Tractor Assurance Scheme ('the Scheme').
2. In these Rules:
 - a. 'Applicant Business' means applicants for membership of the Scheme;
 - b. 'Assessment' means the assessment of your conformance to the Standards by your Certification Body's appointed assessor, whether carried out on application, renewal, on a revisit to assess previously identified non-conformances or by way of spot checks, whether announced or unannounced and whether by way of personal visit, remote assessment via video-streaming and/or the review of documentation uploaded by you to the Red Tractor Portal;
 - c. 'Associate', in respect of a Member, means any shareholder, officer, agent, employee, contractor or relative of that Member and any relative of any such person;
 - d. 'Certification Body' means a certification body (acting as an independent contractor) which is licensed by RTA to carry out certification and assess conformance to the Standards, all such bodies being set out from time to time in RTA's website at <https://assurance.redtractor.org.uk/standards/contact-certification-bodies>;
 - e. 'Enterprise' means a farming enterprise or activity which is covered by any of the particular Standards;
 - f. 'Member' means a member of the Scheme;
 - g. 'Member Logos' means the Member logos set out from time to time in the RTA Website at <https://assurance.redtractor.org.uk/contentfiles/files/SchemeLogoRules.pdf>;
 - h. 'Membership' means membership of the Scheme;
 - i. 'Red Tractor Assurance Claim' means a claim to source and supply food or drink products which are eligible to carry any version of the Red Tractor logo;
 - j. 'Red Tractor Portal' means the online portal onto which you may upload documentation in advance of an Assessment and which can be accessed at <https://portal.redtractor.org.uk/#/home>;
 - k. 'relative' in relation to a person includes the mother, father, stepfather, stepmother, sister, brother, wife, husband, civil partner, daughter, son, grandparent, grandchild, parent-in-law, son-in-law, daughter-in-law, sister-in-law, brother-in-law, step parent, step child, step sister, step brother, foster child, legal guardian, domestic partner or fiancé/fiancée of that person or of that person's spouse, former spouse, civil partner or former civil partner;
 - l. 'RTA Website' means the website of RTA at <https://assurance.redtractor.org.uk> (or any replacement website RTA may establish and operate from time to time);
 - m. 'Scheme Member Checker' means the database of Members maintained by RTA at <https://checkers.redtractor.org.uk/rtassurance/services/eb>;
 - n. 'Standards' means the Red Tractor Assurance Scheme farm standards for each farming sector (currently, beef & lamb, dairy, pigs, poultry, dairy goats, crops and fresh produce) and supply chain standards (currently, livestock transport, meat and poultry processing, livestock markets and collection centres, safe haven and cold crush) as set out in the RTA Website at <https://assurance.redtractor.org.uk/standards> and as set out at the end of this document, as updated from time to time; and
 - o. 'you' means such Applicant Business or Member as the context permits.
3. You can only gain certification and obtain 'Red Tractor Assured' status for an Enterprise to which your application relates if you conform to the Standards applicable to that Enterprise and you must continue to meet these Rules and those Standards at all times. Failure to comply with these Rules or the Standards may result in your certification (whether for a particular Enterprise or for all Enterprises carried out by you) being suspended or withdrawn and your Membership being terminated.
4. RTA may update these Rules and the Standards at any time. You will be given notice of the specific changes made to the Standards and when they will come into effect. When changes are made to the Rules, we will give you notice of that fact and confirm in such notice when the amended Rules will come into effect and how you can view and download or otherwise obtain the amended Rules. You must ensure full compliance with all such changes to the Standards and the Rules to retain 'Red Tractor Assured' status.
5. From time to time RTA may publish (including via the RTA Website) additional sector specific rules and guidance which will be supplementary to and deemed to be part of these Rules (for example, rules and guidance in respect of contract farming in the combinable crops sector and the Safe Haven New Entrants and Suspended Member Protocols).

6. These Rules are in addition to any statutory requirements. Nothing in these Rules shall be deemed to provide exemption from current legislation and you must comply with all legislation relevant to the scope of the Scheme at all times.
7. Where the words 'include(s)', 'including' or 'in particular' are used in these Rules, they are deemed to have the words 'without limitation' following them.

Claiming Products or Services are 'Red Tractor Assured'

8. Subject always to the provisions of Rules 68 to 73 (and in particular the restrictions in Rule 70 on using the relevant Member Logo(s) or any other version of the Red Tractor logo on, or applying any such logo or a Red Tractor Assurance Claim to, food packs (including packaging such as meat, fruit or vegetable boxes, milk cartons or bottles) or using any such logo or making such a claim at the point of sale of food products (including online sales) unless you have a processors and packers licence issued by RTA (see <https://trade.redtractor.org.uk/>), you must not claim that products you sell and/or services you provide are, or describe them as, 'Red Tractor Assured', 'RT Assured', 'RTA Assured', 'RTA', 'RT' or 'Assured' or 'Certified' for the purposes of the Scheme unless and until you have been through the application and Assessment process referred to in the above explanation of how the Scheme works and a certificate of conformity to the relevant Standards has been issued for the Enterprise to which those products or services relate. Thereafter, subject always to Rules 68 to 73, you must not claim that products you sell and/or services you provide are, or describe them as, 'Red Tractor Assured', 'RT Assured', 'RTA Assured', 'RTA', 'RT' or 'Assured' or 'Certified' for the purposes of the Scheme:
 - a. if and to the extent that such products or services relate to a business, Enterprise, activity, location, holding, site, store or vehicle which is not included in the scope of your certification;
 - b. if your certification has been (and for so long as it remains) suspended or has been withdrawn for any reason;
 - c. if you do not renew your Membership on time in accordance with these Rules;
 - d. if your Membership terminates for any reason; or
 - e. if you have voluntarily left the Scheme.

Application

9. Any sole trader, partnership, limited or unlimited company or limited liability partnership (or other form of trading entity approved by RTA), farming or carrying out an Enterprise, can apply to be a Member. Similar schemes operate in the devolved regions of the UK covering some Enterprises and where this applies you should join the local scheme.
10. You can apply to join the Scheme for a single Enterprise or whatever combination of Enterprises fits your business needs. The exceptions to this are: beef and lamb, where, if both cattle and sheep are farmed, both have to be assessed and certified; and dairy, where beef assurance is required for the cattle (see Rule 23).
11. You can only apply for Membership through a Certification Body, which is an independent contractor licensed by RTA to certify conformance to the Standards.
12. Each sole trader, partnership, limited or unlimited company or limited liability partnership (or other form of business approved by RTA) farming or carrying out an Enterprise must be registered as a Member in its own right in order to exercise the rights afforded by Membership and each Member must have at all times a named nominated person ('Nominated Person') who has functional responsibility for the management decisions and operating systems being assessed.
13. The Nominated Person of the Applicant Business must sign the membership application form provided by your chosen Certification Body ('your Certification Body') and subsequent renewal application forms (and RTA and your Certification Body shall be entitled to assume that the Nominated Person is authorised to sign such forms on your behalf). In submitting an application or renewal fee and/or such forms, you are agreeing with RTA and your Certification Body to be bound by these Rules and the Certification Body's terms of engagement.
14. Any false or misleading statement made on the Membership or renewal application forms, during Assessments, or in any other communication, may lead to suspension or withdrawal of your certification and even exclusion from future Membership. You must provide, upon request by RTA or your Certification Body, any information relevant to conformance with the Standards or these Rules.
15. Any act or omission to act (whether by you, your officers, employees or agents or a third party and whether or not in relation to your premises, site or holding) which impacts on your conformance to the Standards, these Rules or any relevant legislation, will be deemed to be your responsibility for the purpose of assessing your compliance with the Standards and these Rules. Any rights and remedies available to and sanctions imposed by RTA or your Certification Body in respect of any non-conformance to the Standards ('non-conformance') or breach of these Rules may, at the discretion of RTA or your Certification Body, be deemed to apply also to any other person who operates or proposes to operate from the same premises, site or holding as you and who is or wishes to become a Member.

Holdings, Sites, Stores and Vehicles

16. You must disclose in your Membership or renewal application form all holdings, sites, stores and vehicles which you want to be included in the scope of your certification (having regard to Rules 17, 18 and 19 below).
17. Subject always to Rules 12, 18 and 19, where a Membership or renewal application form lists more than one holding, site, store, or vehicle, they must all be managed on a day to day basis by the same person. A separate application must be made in respect of any holding, site, store or vehicle of a Member which is managed on a day to day basis by a different person. If there is any uncertainty over whom any holding, site, store, or vehicle is managed by, RTA or your Certification Body may require you to provide such documentary evidence as it sees fit and its decision shall be final, subject always to Rule 83 to 85 (Complaints and Appeal Procedure).
18. Unless RTA or your Certification Body otherwise permits in writing in its absolute discretion, separate Membership or renewal applications will be required in accordance with the following principles or as RTA or your Certification Body may direct:

Enterprise / Activity	Separate Membership for each:
Farms / Safe Haven / Cold Crush	<ul style="list-style-type: none"> Enterprise Holding / site within each such Enterprise: subject to the provisions of Rule 19 below.
Livestock Transport	Commercial Livestock Vehicle / Trailer
Livestock Market	Site with separate Animal Gatherings Order Approval Number
Collection Centre	Site with separate Animal Gatherings Order Approval Number
Meat and Poultry Processing	Site with separate FSA Approval Number

19. Additional farm holdings may be allowed within an application for a main site or holding provided the additional holdings fall within the relevant description set out below and subject always to such holdings being managed on a day to day basis by the same person.

Dairy/Dairy Goats	Poultry	Pigs	Beef/Lamb	Crops	Fresh Produce
Each milking premises requires a separate registration	A self contained live poultry site with defined poultry stock management, operational control and bio-security standards requires a separate registration	Main holding + max 3 small nursery or finishing units Additional sites must be sufficiently close to the main site or holding as agreed by the Certification Body.	Main site + additional sites where livestock are kept.	Main holding + any additional sites where fertilisers and pesticides are kept or harvested products stored or processed.	

Dairy Members (Cattle only)

20. Dairy farm assurance is normally arranged by the dairy purchaser (i.e. the first purchaser of milk from the farm and with whom the milk producer enters a milk supply contract). Separate membership rules (the 'Dairy Purchaser Membership Rules') apply to dairy purchasers. Dairy purchasers who wish to become a dairy purchaser member of the Red Tractor Dairy Farm Assurance Scheme must complete the application form available upon request by emailing "memberhelp@redtractor.org.uk" and are required to ensure that all milk producers supplying milk to them have a valid certificate evidencing conformance to the Red Tractor Dairy Farm Assurance Standards.
21. By agreeing to supply milk to a dairy purchaser member of the Red Tractor Dairy Farm Assurance Scheme, a milk producer shall be deemed to have agreed to be bound by these Rules and upon the issue of a valid certificate evidencing conformance to the Red Tractor Dairy Farm Assurance Standards, the milk producer shall become a milk producer member of the Red Tractor Dairy Farm Assurance Scheme. If the dairy purchaser membership of the dairy purchaser to whom a milk producer member supplies milk is suspended or terminated, the milk producer membership of the milk producer itself will also be suspended or terminated (as the case may be). If a dairy purchaser member has given notice to terminate its membership of the Red Tractor Dairy Farm Assurance Scheme in accordance with the Dairy Purchaser Membership Rules, each milk producer member supplying milk to that dairy purchaser member must (until such termination) continue to comply with these Rules and permit dairy Assessments to continue to be carried out.
22. Individual dairy farms which are both a milk producer and a milk processor may, on an exceptional basis and at RTA's absolute discretion, be accepted into membership of the Red Tractor Dairy Farm Assurance Scheme as both a milk producer member and a dairy purchaser member. Any such member (referred to as an "Independent Member") must comply with both these Rules and the Dairy Purchaser Membership Rules. If an Independent

Member's dairy purchaser membership is suspended or terminated in accordance with the Dairy Purchaser Membership Rules, the Independent Member's milk producer membership shall automatically be suspended or terminated (as appropriate). Similarly, if an Independent Member's milk producer membership is suspended or terminated in accordance with these Rules, the Independent Member's dairy purchaser membership shall automatically be suspended or terminated (as appropriate).

23. Cattle on dairy farms must also be beef assured (i.e. certification to the RTA beef Standards or to the beef assurance scheme in any relevant devolved region of the UK – see Rule 9). If you do not want your beef assurance to be assessed by the Certification Body which assesses your certification to the Red Tractor Dairy Farm Assurance Standards, you must, at the time of your dairy Assessment, demonstrate to the dairy assessor that your beef assurance is in place and commit to it being maintained.

Initial Assessment and Certification

24. A full initial Assessment must be completed and you must conform to all the Standards (not including 'recommendations') before your certification can be progressed and your Membership confirmed.
25. To enable a full Assessment to take place you must grant the assessor access to (or take all steps necessary to facilitate the carrying out of a remote visual Assessment, such as via video-streaming and/or by uploading records and documents to the Red Tractor Portal, of):
- all parts of the holding, site, store or vehicle, key members of staff and records/documents to which he/she reasonably requests access;
 - all livestock and, where relevant, allow the assessor to carry out welfare outcome scoring.
26. Without prejudice to Rule 53.d, an assessor may refuse to carry out or finish an Assessment:
- if he/she believes the presence of a third party may, intentionally or otherwise, influence its outcome in an inappropriate manner;
 - if he/she feels threatened or that he/she has been subjected to abusive behaviour at any time during the visit; or
 - if the site is empty or non-operational.
27. If any of the Standards has not been met, then a non-conformance will be raised. Certification will be dependent upon you carrying out improvements to the satisfaction of the Certification Body and within the specified time period(s).
28. Certificates and, where applicable, stickers confirming certification status, only relate to the assessed holding(s) or site(s) and are not transferable to any other holding or site or to any other business or person. All such certificates and stickers remain the property of your Certification Body. Whilst certificates and stickers may be useful in confirming 'Red Tractor Assured' status, the only definitive proof of certification and 'Red Tractor Assured' status is the Scheme Member Checker database managed and operated by or on behalf of RTA.

Membership Renewal

29. Your Membership must be renewed annually. Failure to renew within one month after an annual renewal date will result in your Membership being terminated. If you subsequently apply again to be a Member, you will be treated as a new applicant and a full initial Assessment will be required. In such a case, your Membership and certification will not be backdated.

Material Changes

30. You must keep your Certification Body informed of any material changes to your operation (when compared to the operation as at the date of your most recent Assessment) which might affect your certification. Examples of such 'material changes' include:
- additional holdings or sites (e.g. crop storage facilities, livestock grazing);
 - a change in the person who manages on a day to day basis any Enterprise, holding, site store or vehicle within your certification;
 - additional commercial livestock vehicles;
 - the site becoming empty of livestock at any time;
 - the site becoming restocked; and/or
 - changes to the activity being carried out on the holding or site (e.g. a farm or haulier also operating as a collection centre, or a meat processor beginning to process new species such as pork or poultry).
31. If you are the subject of an event described in Rule 53.g, or if any action is taken which is likely to lead to such an event, you must inform your Certification Body immediately giving details of any person appointed (or proposed to be appointed) as receiver, liquidator, administrative receiver, administrator or other such officer pursuant to any such arrangement or related order.
32. If, where you are a company or limited liability partnership, one of your members or any other person (including any group company) with whom you are connected, is the subject of an event described in Rule 53g or if any action is taken which is likely to lead to such an event, in circumstances which could result in you being unable properly to perform your obligations as a Member under these Rules, you must inform your Certification Body immediately, giving details of any person appointed (or proposed to be appointed) as receiver, liquidator, administrative receiver, administrator or other such officer pursuant to any such arrangement or order.

33. When certified against the Red Tractor Fresh Produce Standard only, you may ask your Certification Body for a voluntary suspension of one, some or all of the crop types covered by the certification.

Changing Certification Body

34. You can change your Certification Body at any time, in accordance with Rules 35 to 38.
35. You must declare on your application to the proposed new Certification Body whether you have previously applied to become, or have been, or are currently, a Member. If that is the case, you must confirm the Certification Body to whom you applied, your previous Membership number and details of all sites previously assessed (as well as the CPH number and PRIMO/ Herd mark, where applicable).
36. Your proposed new Certification Body will request and be given access to your historical data and records from your existing Certification Body before confirming continued certification.
37. The proposed new Certification Body may reject your application to transfer if you have outstanding non-conformances still to be rectified or if any other previously imposed certification or Membership condition prevents the application from being accepted. In such a case, before any transfer takes place, you must clear non-conformances to the satisfaction of your existing Certification Body. Unless otherwise agreed in writing by RTA, any previously imposed conditions (e.g. more frequent or unannounced inspections) shall continue to apply to and may be enforced by the new Certification Body.
38. If your application to transfer is accepted by the new Certification Body, it will take effect immediately upon such acceptance being confirmed and you do not need to inform your former Certification Body of the transfer.

Routine Assessments and Spot Checks

39. You must allow your Certification Body's appointed assessors to carry out routine Assessments, revisits and spot checks, whether in person or remotely (whether via video streaming and/or review of documents and records uploaded to the Red Tractor Portal or otherwise) and where Assessments are requested to be carried out remotely you must take all reasonable steps necessary to enable remote Assessment to take place.
40. Each of RTA, your Certification Body and any third party duly authorised to act on behalf of either or both of them, has the right to carry out an Assessment or spot check at short notice or unannounced.
41. The assessor may be accompanied by an observer.
42. If any of the Standards are not met, a non-conformance will be raised. Continued certification will be dependent upon you carrying out improvements to the satisfaction of the Certification Body and within the time period(s) specified.

Special Conditions of Certification

43. RTA and your Certification Body shall each be entitled, at any time and each in its absolute discretion, to specify 'Special Conditions of Certification' for your Membership and/or continued certification. This may include:
- a. additional announced or, if so specified, unannounced Assessments or spot checks by the Certification Body over and above the normal routine Assessments, all such additional Assessments and spot checks being at your cost; and
 - b. obtaining evidence from a third party expert (nominated by RTA or the Certification Body and appointed at your cost) that the Standards are being met.

Fees

44. You must, on initial application and annually thereafter, pay to your Certification Body an annual Membership fee for each Enterprise being assessed. The annual Membership fee is made up of an amount equal to the annual participant fee(s) which RTA charges the Certification Body for each Enterprise assessed by it (and which your Certification Body charges on to you) and an amount to cover your Certification Body's own charges. Details of the annual participant fees and any other fees charged by RTA to Certification Bodies can be downloaded at: <https://assurance.redtractor.org.uk/who-we-are/how-we-are-funded>. Your Certification Body may change the annual Membership fee from time to time and will review the fee annually. Your Certification Body (or RTA) will notify you of any changes in the annual Membership fee.
45. You must pay any additional charges your Certification Body may impose for:
- a. visits to additional holdings/sites not close to the main holding or site;
 - b. visits to additional holdings/sites/vehicles notified to the Certification Body after any previous Assessment;
 - c. the assessor having to return, whether to complete an Assessment report where, through no fault of the assessor, it could not initially be completed in full, or to check that non-conformances have been rectified; and
 - d. any additional Assessments or spot checks required under any Special Conditions of Certification specified by RTA or your Certification Body, as contemplated in Rule 43.
46. For milk producer members, some fees may be met by your milk purchaser. You should contact your milk purchaser for further details.
47. You are responsible for any external third party fees required to meet the requirements of the Standards (for example, Quarterly Veterinary Reports

on farms certified to the RTA Pig Standards) and any Special Conditions of Certification specified under Rule 43.

48. You are responsible for any costs you incur in meeting the Standards and rectifying non-conformances.
49. If you fail to pay any fees required to be paid by you under these Rules, RTA or your Certification Body shall each be entitled to reject your Membership or renewal application or to suspend or withdraw certification for any relevant Enterprise(s).

Suspending Certification

50. Your Certification Body has the right to suspend your certification if:
- a. you unreasonably delay or refuse a routine Assessment, revisit or spot check;
 - b. circumstances on a relevant holding or site prevent the assessor from completing an Assessment in full;
 - c. major non-conformances (meaning for the purpose of these Rules a non-conformance to the Standards or breach of these Rules which is treated as a 'major' non-conformance by assessors at the time of the relevant Assessment);
 - d. an excessive number of non-conformances are found during an Assessment;
 - e. the same non-conformance is found on successive Assessment visits;
 - f. you fail to rectify any non-conformance within a specified timescale;
 - g. you fail to comply with these Rules or the Standards;
 - h. evidence which your Certification Body or RTA reasonably believes to be reliable is received from a third party, indicating that you are not conforming to the Standards to a material extent; or
 - i. being a milk producer member of the Red Tractor Dairy Farm Assurance Scheme, the dairy purchaser membership of that scheme of the dairy purchaser to whom you supply milk is suspended (cattle only).

If your certification has been suspended and you do not take the necessary action to rectify any notified non-conformance(s) within 3 months of such suspension, your certification may be withdrawn with immediate effect by written notice served by your Certification Body, whereupon your Membership will be automatically terminated.

Termination of Membership and Withdrawing Certification

51. Each of RTA and your Certification Body may refuse applications or impose particular conditions for re-entry into the Scheme where an application relates to an Enterprise, business, holding, site, store and/or vehicle in respect of which certification has previously been withdrawn in accordance with these Rules (and even if all relevant non-conformances have been rectified).
52. RTA and the Certification Bodies will not accept a Membership or renewal application (including from a new applicant) if the application relates to an Enterprise, business, holding, site, store or vehicle in respect of which Membership or certification conditions or other restrictions or sanctions have been imposed under these Rules and remain outstanding or in place (as the case may be), unless it can be demonstrated to the satisfaction of RTA and the Certification Body that the Applicant Business is not connected to the Member subject to those conditions, restrictions or sanctions (other than being connected purely in terms of operating from the same holding, site, store or vehicle) and there are no other reasons for refusing such an application.
53. Each of your Certification Body and RTA may, in its absolute discretion, refuse an application for Membership, and/or your Certification Body may withdraw certification (whether for a particular Enterprise or for all Enterprises carried out by you) and/or RTA may, by written notice, immediately terminate your Membership:
- a. if you fail to comply with these Rules or the Standards;
 - b. if the Certification Body or RTA considers that it is necessary to do so to prevent RTA or the Scheme from being brought into disrepute;
 - c. if any act or omission by you or any of your Associates (i) has brought or may, in the reasonable opinion of the Certification Body or RTA, bring RTA or the Scheme into disrepute or (ii) has damaged or may, in the reasonable opinion of the Certification Body or RTA, damage the integrity of the Standards;
 - d. if, notwithstanding the rights under Rule 26.b, an assessor, employee or officer of the Certification Body or RTA feels threatened or that he has been subjected to abusive behaviour by you or any of your Associates;
 - e. if, without prejudice to Rules 53.a, b, c and d, a material breach by you of these Rules (including a major non-conformance to the Standards) which is not capable of being remedied has occurred or a material breach by you of these Rules (including a major non-conformance to the Standards) which is capable of remedy has not been remedied within 30 days (or such other period as RTA or your Certification Body notify you in the case of a major non-conformance of the Standards) after service of a written notice requiring it to be remedied;
 - f. if you are still categorised as high risk following two consecutive unannounced spot checks as a result of our risk based approach to inspections;
 - g. upon your voluntary or compulsory bankruptcy or liquidation, the

appointment of a receiver, liquidator, administrative receiver, administrator or other such officer over any of your assets, or your entry into any composition or arrangement with your creditors;

- h. if you are subject to a change of control ("control" being defined as in the Income and Corporation Taxes Act 1988) which, in the reasonable opinion of RTA or the Certification Body, is likely to have a detrimental effect on the integrity, goodwill or reputation of RTA, the Certification Body, the Standards or the Member Logos;
- i. in the event of an act of gross negligence or fraud on your part or the part of any of your Associates;
- j. if, after your certification has been suspended under Rule 50, you do not take the necessary action to rectify notified non-conformances within 3 months of such suspension;
- k. if you fail to pay any amount owing to RTA or your Certification Body under these Rules;
- l. if you, any of your Associates, any person involved in the day to day management of an Enterprise, holding, site, store or vehicle within your certification or any other person involved with livestock in relation to any such Enterprise, holding, site, store or vehicle, is banned from keeping livestock;
- m. if, being a milk producer member of the Red Tractor Dairy Farm Assurance Scheme, the dairy purchaser membership of that scheme of the dairy purchaser to whom you supply milk is terminated (cattle only); or
- n. if RTA ceases to operate the Scheme.

For the avoidance of doubt, if your certification is withdrawn in respect of all relevant Enterprises, you shall automatically cease to be a Member.

Termination of Membership by Member

- 54. You may give notice in writing to terminate your Membership in the event of the voluntary or compulsory winding-up or liquidation of RTA, the appointment of a receiver, liquidator, administrative receiver, administrator or other such officer over any of the assets of RTA, or RTA entering into any composition or arrangement with its creditors.
- 55. You may at any time give notice in writing immediately to terminate your Membership. For the avoidance of doubt, this Rule 55 does not apply to milk producer members of the Red Tractor Dairy Farm Assurance Scheme.

Indemnity and Inadequacy of Damages

- 56. You undertake to indemnify RTA and your Certification Body against all liabilities, costs, expenses, damages or losses (including any direct or indirect loss of profit, loss of business, loss of goodwill, loss of reputation or consequential loss, and all interest, penalties and legal and other professional costs and expenses) suffered or incurred by RTA or your Certification Body arising out of or in connection with any event or circumstance referred to in Rules 53.a to 53.m (inclusive) or any other breach by you of these Rules.
- 57. Without prejudice to any other rights or remedies that RTA or the Certification Body may have, you acknowledge and agree that damages alone may not be an adequate remedy for any breach by you of these Rules. Accordingly, RTA and the Certification Body shall be entitled, without proof of special damages, to the remedies of injunction, specific performance or other equitable relief for any threatened or actual breach of these Rules.

Prosecutions, Regulatory Sanctions and Third Party Evidence

- 58. You must notify your Certification Body of any prosecution that has at any time been brought or is or is likely to be brought against you or any of your Associates, or in relation to any Enterprise, business, site, holding, store or vehicle owned or occupied by you or any of your Associates or referred to in a Membership or renewal application, which relates to any issues covered in the Standards, including food safety, product traceability, animal health, animal welfare, animal identification and movements, veterinary medicine records, trade description, animal transport, environmental legislation or relevant consumer protection legislation.
- 59. For the purpose of Rule 58, 'prosecution' shall include, in respect of farms, any penalty relating to Cross-Compliance requirements that directly relates to issues covered in the Standards.
- 60. You will be asked to sign a declaration relating to prosecutions and penalties in the initial Membership application form, renewal forms and other Scheme documents. Any information relating to such matters received by RTA or your Certification Body will be investigated and appropriate action taken.

Confidentiality and Data Protection

- 61. Your details will be treated in confidence save as set out below, and your personal data will be treated in accordance with the terms of our Privacy Policy. RTA and your Certification Body may however provide to any third parties who have a legitimate interest in knowing the same (including your customers and suppliers), details of your certification status (being full, suspended, withdrawn or a non-member), the date of your last Assessment, your certification expiry date and your certification renewal date. This information may be made available through the on-line Scheme Member Checker and lists of certified, suspended and/or withdrawn Members may be published by RTA from time to time.
- 62. If a matter arises which is or could constitute or lead to an infringement of any laws or regulations relating to the scope of Red Tractor either (a) by you or any of your Associates or (b) which is connected directly or indirectly

to you, your Membership or any Enterprise, you agree that any relevant regulatory or administrative body or agency, including the Food Standards Agency, the National Food Crime Unit, the Animal and Plant Health Agency, Local Authorities, the Rural Payments Agency, the Environment Agency, Natural England, any equivalent bodies in devolved regions of the UK and any of their respective successor bodies or agencies and any third party acting in good faith on their behalf or in their interests, shall be entitled to provide to RTA and/or your Certification Body any reports or documentation produced by such body, agency or third party in respect of the relevant matter (whether or not requested by RTA or your Certification Body) and that each of RTA and your Certification Body may request such reports and documentation from such bodies, agencies and third parties. Each such body, agency and third party shall be entitled to rely on your consent under this Rule 62 to the disclosure of such reports and documentation to RTA and/or your Certification Body.

- 63. Without limiting Rules 61 and 62, each of RTA and your Certification Body may transfer data and information about your certification and Membership to their respective successors, any transferee(s) of their respective businesses and any new operator(s) of all or part of the Scheme, provided such transferee(s) shall have the same rights and obligations with regard to such data and information as the relevant transferor(s).
- 64. RTA shall be entitled to produce and publish statistical reports drawing upon aggregated Scheme data, provided that individual performance data cannot be traced back to you.
- 65. Membership data may be retained on RTA's databases (subject always to the provisions of Rules 61 to 64) for ten years after you have ceased to be a Member (or such longer period as RTA reasonably considers necessary to enable it effectively to monitor trends in membership and performance).
- 66. RTA is entitled to receive copies of Assessment reports from your Certification Body.
- 67. In exceptional circumstances, where an assessor comes across evidence of an immediate and significant risk of unacceptable animal welfare practices, food contamination or environmental pollution, RTA and your Certification Body may each immediately notify any competent authorities, notwithstanding any other provision of these Rules or any other agreement you may have with either RTA or your Certification Body.

Member Logos

- 68. Using the Member Logos: For so long as you are a Member, you are entitled to indicate that you hold a certificate of conformity to the relevant Standards and, for that purpose only, you may refer to your operations (but only insofar as they are covered by your certificate of conformity) as 'Red Tractor Assured' and (subject always to Rules 69 to 73) use the appropriate Member Logo(s) on stationery and publicity materials (including on your website) provided that you follow all directions on the use of the Member Logos given from time to time by RTA or set out on the RTA Website at <https://assurance.redtractor.org.uk/standards/member-rules>. You agree to observe all such directions.
- 69. Farm Shops, Farmers Markets and food/drink product sales via all other channels, such as meat/vegetable/fruit box schemes, including online sales and use of Red Tractor supplied marketing materials: Subject always to Rule 70, if you sell your own Red Tractor Assured meat, fruit or vegetable food or drink products to the public, whether through your own farm shop, or at farmers markets or other events, or via any other channels, including online sales of meat/vegetable/fruit boxes via your website/apps, you are, for so long as you are a Member, allowed to use the appropriate Member Logo(s) in your shop, or on your market/fair stall, or within the content of your websites/apps for online sales which describes your Red Tractor Assured farm operations only and provided always that:
 - a. the relevant Member Logo(s) are only used in your own farm shop or on such stall in relation to Red Tractor Assured meat, fruit and vegetable food or drink products of your own farm and no other products (and the Member Logo(s) must be positioned carefully so that the public is not misled into thinking that those other products are Red Tractor Assured);
 - b. Member Logo(s) used in your website/apps are only used to describe your Red Tractor Assured farm operations and are not used to describe any products or displayed next to or in connection any product or price lists;
 - c. you follow all directions on the use of the Member Logos which may from time to time be given by RTA or set out on the RTA Website at <https://assurance.redtractor.org.uk/contentfiles/files/SchemeLogoRules.pdf>;
 - d. if you are a milk producer member and sell raw cows' or goats' milk to the public, you may not use the Member Logo denoting your membership of the Red Tractor Dairy Farm Assurance Scheme or Red Tractor Dairy Goats Farm Assurance Scheme (or use any other version of the Red Tractor logo or make any Red Tractor Assurance Claim) in any way whatsoever (including in relation to any marketing materials, whether your own or those supplied by RTA); and
 - e. if you are milk producer member and do not sell raw milk to the public, provided you comply with Rule 68, you may use the Member Logo denoting your membership of the Red Tractor Dairy Farm Assurance Scheme on your stationery and publicity materials (including on your website).

In addition, for so long as you are a Member (other than a milk producer who sells raw milk to the public) you may use marketing materials supplied by RTA to help promote the Scheme provided that you not do so in a way which might mislead the public in relation to the scope of your Red Tractor Assured products or activities or in a way which ties such materials to actual products.

70. Restriction on using the Member Logos or Red Tractor logo on food products, including on product packaging (including any meat/vegetable/fruit boxes or milk cartons or bottles): You may not use or print any Member Logos or any other version of the Red Tractor logo on, or apply any such logo or a Red Tractor Assurance Claim to, food packs (including any packaging such as meat/vegetable/fruit boxes, milk cartons or bottles) or use any such logo or make a Red Tractor Assurance Claim in connection with the sale of food or drink products (including online sales) unless you have a processors and packers licence issued by RTA. To apply for a processors and packers licence, go to <https://trade.redtractor.org.uk/apply-for-a-red-tractor-licence/>.
71. The rights to use Member Logos under Rules 68 and 69 are limited to using the entire designation and in an identical form or forms to that or those directed by RTA from time to time. These rights are personal to you as a Member and may not be assigned, transferred or sub-licensed to any other person.
72. As a Member, you shall not use (or authorise or license others to use) the Member Logos and/or the Red Tractor logo or name in any way other than as expressly permitted in these Rules (or in a processors and packers licence granted to you) and you shall not use or authorise or license any other person to use any name, mark, sign or device which is or could reasonably be regarded as similar to the Member Logos and/or the Red Tractor logo or name; nor shall you file or cause to be filed any application for any trade mark or certification mark which is or could reasonably be regarded as similar to the Member Logos and/or the Red Tractor logo; nor shall you register or attempt to register any company in a name which is or could reasonably be regarded as similar to any of the names 'Red Tractor', 'Red Tractor Assurance', 'Red Tractor Assured', 'RTA', 'Assured Food Standards' or 'AFS'. You will not oppose or cause any oppositions to be filed to any trade mark or certification mark applications filed by or on behalf of RTA, nor object to or take any adverse action in respect of any of RTA's trade mark or certification mark registrations; nor will you register or attempt to register the Member Logos and/or the Red Tractor Logo or name, or any name, mark, sign, or device which is or could reasonably be regarded as similar to the Member Logos and/or the Red Tractor logo or name, anywhere in the world or otherwise cause any question to be raised concerning RTA's ownership of the Member Logos or the Red Tractor logo or name, or the validity or enforceability of such rights; nor will you do or say anything that could damage the goodwill and/or reputation of RTA, the Scheme Logos or the Red Tractor logo.
73. Your right to use any Member Logo and/or the Red Tractor name in accordance with these Rules:
 - a. may be terminated by RTA on one month's written notice;
 - b. may be terminated by RTA immediately on written notice if you fail to observe the provisions of these Rules or the directions of RTA with regards to the use of such logos;
 - c. will automatically terminate in so far as use of such logos on products is concerned if and for so long as your certification has been suspended; and
 - d. will automatically terminate if your certification has been withdrawn or your Membership is terminated for any reason or has expired (and is not renewed in accordance with Rule 29).

Limitation of Liability

74. Nothing in these Rules shall limit or exclude the liability of RTA or any Certification Body or any of their respective officers, employees, agents or subcontractors for (a) death or personal injury caused by the negligence of any such person; or (b) fraud or fraudulent misrepresentation.
75. Subject to Rule 74:
 - a. neither RTA nor any Certification Body, nor any of their respective officers, employees, agents or subcontractors, shall under any circumstances be liable, whether in contract, tort (including negligence), breach of statutory duty or otherwise, for any loss of profit, loss caused by business interruption, or any indirect or consequential loss suffered or incurred by a Member and arising under or in connection with the Scheme (including in relation to the administration of the Scheme, the carrying out of Assessments, any rejection of a Membership or renewal application, any suspension or withdrawal of certification or any termination of Membership);
 - b. neither RTA nor any Certification Body, nor any of their respective officers, employees, agents or subcontractors, shall under any circumstances be liable, whether in contract, tort (including negligence), breach of statutory duty, or otherwise, for any losses, liabilities, damages, charges, costs or expenses of whatever nature, suffered or incurred by a milk producer member as a result of or in connection with the purchaser of that milk producer member's milk having its dairy purchaser membership of the Red Tractor Dairy Farm

Assurance Scheme suspended or terminated in accordance with the Dairy Purchaser Membership Rules;

- c. the total liability to any Member of RTA and its officers, employees and agents in respect of all losses, liabilities, damages, charges, costs or expenses of whatever nature, suffered or incurred by that Member and arising under or in connection with the Scheme (including in respect of the administration of the Scheme, the carrying out of Assessments, any rejection of a Membership or renewal application, any suspension or withdrawal of certification or any termination of Membership), and whether in contract, tort (including negligence), breach of statutory duty or otherwise, shall not exceed £300,000 in aggregate in respect of all and any such claims arising in any period of 12 months ending on 31 March (provided that for this purpose a claim will be deemed to have arisen on the date on which the event, act or omission giving rise to such losses, liabilities, damages, charges, costs or expenses occurred); and
 - d. you shall not be able to recover from both RTA and your Certification Body for the same loss.
76. RTA is not a party to the contract you must enter with your Certification Body to govern its Assessment of your conformance (or non-conformance) to the Standards. Subject to Rule 74, neither RTA nor any of its officers, employees or agents shall under any circumstances be liable, whether in contract, tort (including negligence), breach of statutory duty or otherwise, for any acts or omissions of your Certification Body or its assessors or other agents in connection with that contract or the services proposed to be carried out under it by your Certification Body.
 77. The Member shall not be entitled (whether under these Rules and/or in respect of any other membership or licence the Member may have with RTA) to recover damages, or obtain payment, reimbursement, restitution or indemnity more than once in respect of the same loss, shortfall, damage, deficiency, breach or other event or circumstance.

Variation of Rules and Standards

78. RTA shall be entitled at any time to change and update the Standards and these Rules. You will be given notice of any the specific changes made to the Standards and when they will come into effect. When changes are made to the Rules, we will give you notice of that fact and confirm in such notice when the amended Rules will come into effect and how you can view and download or otherwise obtain the amended Rules. RTA and each Certification Body shall each be entitled at any time to change its operating procedures where, in its absolute discretion, it considers it necessary to do so. You will be given advance written notice of any such changes to operating procedures and of when they will come into effect.

Force Majeure

79. RTA shall not be liable to a Member if any delay or failure by RTA or its employees, officers, agents or independent contractors to perform their obligations under these Rules or any related agreement is the result of a Force Majeure Event. For the purpose of this Rule, 'Force Majeure Event' means an event beyond the reasonable control of RTA (or its employees, officers, agents or independent contractors) including acts of God, flood, drought, earthquake or other natural disaster, epidemic or pandemic, terrorist attack, civil war, civil commotion or riots, war, threat of or preparation for war, armed conflict, nuclear, chemical or biological contamination or sonic boom, any law or any action taken by a government, local or public authority, collapse of buildings, fire, explosion or accident, interruption or failure of a utility service.

No Waiver

80. A waiver of any right of RTA under these Rules is only effective if it is in writing and shall not be deemed to be a waiver of any subsequent breach or default. No failure or delay by RTA in exercising any right or remedy under these Rules or by law shall constitute a waiver of that or any other right or remedy, nor preclude or restrict its further exercise. No single or partial exercise of such right or remedy shall preclude or restrict the further exercise of that or any other right or remedy.

Notices

81. A notice given under or in connection with these Rules shall be in writing and:
 - (a) in the case of a notice to RTA, sent by email to Memberhelp@redtractor.org.uk or by first class post to RTA's registered office from time to time; and
 - (b) in the case of a notice to the Member, sent by email or first class post to the email or postal address set out in the Membership or renewal application (or such replacement email or postal address as may subsequently have been notified in writing to RTA) and, in the absence of any such addresses, by post to its registered office (in the case of a company) or last known business address in any other case.
82. A notice shall be deemed to be delivered by 9.00am on the second business day (excluding weekends and bank holidays) after posting in the case of first class post and on sending in the case of email.

Complaints and Appeal Procedure

83. If you wish to raise a formal complaint (such as a formal expression of dissatisfaction about RTA's personnel, services, decisions, contractors or the services of your Certification Body), you should supply details of the complaint and evidence supporting it in accordance with RTA's complaints procedure, a copy of which will be provided upon request (provided that where your complaint relates to an RTA decision or to the outcome of any appeal to your Certification Body your complaint must be sent to RTA within 14 days after the date of the RTA decision or (as the case may be) within 14 days after you have been notified of the outcome of the appeal to your Certification Body).
84. If you are not satisfied with the way your application, Assessment or any certification decision has been conducted, you may lodge an appeal in writing with your Certification Body within such period as your Certification Body may stipulate from time to time. All such appeals will be investigated and dealt with in accordance with the Certification Body's appeal procedure or, if so directed, RTA's appeal procedure. Copies of the relevant appeal procedure will be provided by your Certification Body (or RTA as appropriate) upon request.
85. Decisions taken by RTA to terminate your membership at any time are subject to a right to appeal in accordance with RTA's appeal procedure (which requires you to appeal within 14 days after the date of the RTA decision). Copies of the RTA appeal procedure will be provided by RTA upon request.

Entire Agreement, Third Party Rights and Governing Law

86. These Rules and the documents specifically referred to in these Rules as being available via the RTA Website (including the Standards) represent the entire understanding between you and RTA in relation to your Membership. You acknowledge that you have not relied upon any statement from RTA (written or oral) which is not contained in these Rules (or such documents) in applying to be a Member or renewing your Membership.
87. Subject to the rights of the bodies, agencies and third parties referred to in Rule 62 and to the rights of Certification Bodies as referred to in Rule 88, these Rules are not intended to benefit, or be enforceable by, anyone other than RTA and each Member.
88. Where a Certification Body is referred to in these Rules, the relevant Certification Body shall be able to enforce the rights expressly or impliedly ascribed to it to the fullest extent permitted by law. Furthermore, any successor to RTA (or any transferee of the business of RTA or of RTA's rights under and in relation to the Scheme) shall be entitled to enforce RTA's rights under these Rules and any successor to your Certification Body (or any transferee of the business of your Certification Body) shall be entitled to enforce your Certification Body's rights under these Rules.
89. These Rules and any disputes or claims arising out of or in connection with their subject matter or formation are governed by and shall be construed in accordance with English law. The courts of England have exclusive jurisdiction to settle any dispute or claim that arises out of or in connection with these Rules or their subject matter or formation.

Notes

This image shows a single sheet of white paper with horizontal ruling lines. The lines are evenly spaced and run across the width of the page. There are no margins, text, or other markings on the paper.



CERTIFICATION BODIES

Your routine point of contact with the Scheme is through your certification body.

Certification bodies are licensed by Red Tractor to manage membership applications and to carry out assessment and certification against the standards. The table below shows which certification bodies apply to each enterprise.

Certification Body	Beef and Lamb	Dairy	Dairy Goats	Combinable Crops and Sugar Beet	Fresh Produce	Pigs	Poultry		
							Chickens	Turkey	Duck
NSF	✓	✓		✓	✓	✓	✓		
SAI Global	✓	✓	✓	✓	✓		✓	✓	✓
Lloyd's Register	✓	✓		✓	✓	✓			
NIFCC (Northern Ireland)		✓					✓		
QWFC (Wales)		✓							



■ **NSF Certification**
Hanborough Business Park,
Long Hanborough, Oxford OX29 8SJ
T. 01993 885610
E. agriculture@nsf.org
www.nsf-foodeurope.com



■ **SAI Global Assurance Services Ltd**
PO Box 6236, Milton Keynes MK1 9ES
T. 01908 249973
E. agrifood@saiglobal.com
www.saiglobal.com/assurance



■ **LRQA**
6 Redheughs Rigg, Edinburgh EH12 9DQ
T. 0131 619 2100
E. redtractor-ca@lr.org
www.lrqa.com



■ **NIFCC [Northern Ireland]**
1A Lissue Walk, Lissue Industrial Estate
(East), Lisburn, Northern Ireland BT28 2LU
T. 028 9263 3017
E. info@nifcc.co.uk
www.nifcc.co.uk



■ **QWFC [Wales]**
PO Box 8, Gorseland, North Road,
Aberystwyth SY23 2WB
T. 01970 636688
E. info@wlbp.co.uk
www.wlbp.co.uk

T. 0203 617 3670 E. memberhelp@redtractor.org.uk www.redtractorassurance.org.uk





BUILDING TRUST AND ADVANCING BRITISH AGRICULTURE FOR OVER TWO DECADES

In the wake of damaging food scares, Red Tractor was founded with a clear mission to rebuild public trust in the food produced by British farmers.

Since 2000, we have worked with consumers, our farmer members, food processors and retailers to create the UK's largest and most comprehensive food standards scheme.

Today, it is Britain's most-trusted food assurance scheme, with more than three-quarters of shoppers viewing it as independent and trustworthy.

The Red Tractor symbol is a hallmark of quality British food and drink that is easily recognised by shoppers and diners.

We are proud to work with 50,000 farmer members to produce food and drink to world-leading standards worth £14bn to the UK economy.

The progress we have made does not mean our journey is at an end. Red Tractor will always strive to support and advance British agriculture in producing food that is traceable, safe and farmed with care.