




PIGS STANDARDS

NOVEMBER 2021



VERSION 5: 1 NOVEMBER 2021



PIGS STANDARDS

DEAR VALUED MEMBER,

Thank you for being part of the Red Tractor pigs assurance scheme.

These comprehensive standards underpin our industry's strength and credibility, securing its future as a world-leader in pig welfare, stockperson competency and biosecurity.

They have been written, reviewed and approved by our Technical Advisory Committee, which is made up of farmer representatives, leading industry experts and supply chain stakeholders, and our Sector Board.

It is worth remembering that some standards have been introduced or revised to help our members adapt to changes in legislation or meet evolving supply chain demands.

We are pleased to have consensus when it comes to advancing our sector in many important areas, including taking action on tail biting, refining the use of antibiotics, humane euthanasia, responsible waste management and quality staff training.

These are necessary standards for our members as they will drive our sector forward, carefully balancing the evolving needs of consumers, farmers, processors and retailers.

In an ever-changing world, Red Tractor assurance is your definitive point of reference for peace of mind that your farm business meets key requirements to supply the food chain, without the need for additional checks and cost.

For example, building on the sector's already greatly improved reputation around antibiotic use, Red Tractor's medicine standards align with the new Responsible Use of Medicines in Agriculture (RUMA) Alliance target of addressing persistent high users. This helps to deliver against the pig sector's commitments to use antibiotics responsibly and minimise the development of antibiotic resistance.

What's more, most pig farms with an environmental permit can have their assessment at the same time as their Red Tractor assessment, saving on costs and reducing the audit burden.

With ever-increasing interest and scrutiny of how food is produced, compliance with these standards not only serves to protect the reputation of your own farm, but the entire sector in which you play a vital part.

Here's to a secure and sustainable future for British farming.

Best wishes,

A handwritten signature in black ink, appearing to read 'Stewart Houston'.

Stewart Houston

Chair, Red Tractor pigs sector board



The Red Tractor assurance journey begins on farms, and **our members have a vital role to play** in building and maintaining the trust of the British public.

As the provider of the UK's largest and most comprehensive food standards scheme, Red Tractor is the lynch pin for the entire supply chain, balancing legislation and the competing demands of consumers, farmers, processors and retailers.

Our Standards are written, revised and approved by our Technical Advisory Committees and Sector Boards in close consultation with farmer representatives and leading industry experts, all working to future-proof the industry.

This is essential given the demand for food traceability, growing consumer awareness of animal welfare and pesticide issues and a need to protect and enhance the environment.

Please note that the standards must be read in conjunction with the **Member Rules** at the back of this manual, which all scheme members are bound by.

For more information on the Red Tractor Assurance Scheme, visit **redtractorassurance.org.uk**.





HOW TO USE THIS GUIDE

Our standards are organised in sections. The **AIM** of each standard or group of standards is clearly explained. All of the words against each standard, including the column **'How you will be measured'**, form part of it.

Standard coding begins with a two-letter prefix which identifies the section (e.g. EC for Environmental Protection and Contamination Control). You may notice that the codes are not always consecutive – rest assured that no information is missing from this guide.

Assessors will use this code together with one to identify the enterprise to which it relates (e.g. PG for Pigs) to record any non-conformances on the report at the end of the assessment.

Look out for the **guidance boxes** throughout this guide – these offer useful tips to help you meet the relevant standard.

Key while all standards must be met, particular attention should be paid to these as they can have implications for your certification

Recommendation this is not a standard and a non-conformance raised will not affect your certification. However these are recommended actions to undertake to help demonstrate working to Red Tractor and industry core principles

New a completely new standard which the member must now adhere to, or a new recommendation

Revised a standard that has changed and requires the member to take some different or additional action to before

Upgraded the standard has been upgraded to a Key standard or from a Recommendation to a full standard

Appendix indicates that additional information is provided in the Appendices at the back of this manual and can also be found by visiting redtractorassurance.org.uk

R this icon indicates that a **record** is required and suggests potential documentary evidence which could be used to show compliance

WHERE TO FIND HELP



At the end of each section this icon indicates where you can get **additional information**, should you need it.

Visit our interactive website redtractorassurance.org.uk for additional help.



CONTENTS

	How the Red Tractor assurance scheme works	06
DP	Documents and Procedures	10
PL	Personnel	11
TI	Traceability and Assurance	13
VC	Vermin Control	16
HF	Housing, Shelter and Handling Facilities	17
FW	Feed and Water	22
AH	Animal Health and Welfare	27
HP	Husbandry Procedures	34
BI	Biosecurity and Disease Control	37
AM	Animal Medicines	39
FS	Fallen Stock	43
LT	Livestock Transport	44
EC	Environmental Protection and Contamination Control	46
OP	Outdoor Pigs	51
	Appendices	53
	Member rules	69
	Certification bodies	79



HOW THE RED TRACTOR ASSURANCE SCHEME WORKS

Red Tractor is the body that sets the standards a member must conform to in order to be certified.

We license independent contractors, known as certification bodies, to carry out assessments and certification. They manage membership and will be your day-to-day contact.

All our certification bodies work to the same standards and procedures, and all their assessors have relevant training and experience. You can choose any one and get the same service, just like getting an MOT for your vehicle.

You must conform to the standards and the membership rules at all times to be a member. It is important to keep up to date of any changes because both standards and membership rules may occasionally be amended. Please check redtractorassurance.org.uk for updates to standards.



HOW TO JOIN

To become Red Tractor Assured, first choose one of our licensed certification bodies. You can see the full list of our certification bodies and the standards they can certify on the back page of this booklet.

To join the scheme, contact any one of the certification bodies and they will send you an application pack. You can apply to join at any time throughout the year and your membership must be renewed annually.

Before applying, make sure you read the membership rules and the standards you must conform to. These detail what you need to do and how you will be assessed.

If applying for more than one scheme, your certification body may apply a discount and

will coordinate the assessment together in a single visit where possible.

You are welcome to choose a different certification body for each of the various enterprises or activities you wish to be certified for and the relevant assessments will be conducted separately.

It is possible to change your certification body at any time and maintain your 'Red Tractor Assured' status, provided you have no outstanding non-conformances or obligations.

Please pay particular attention to the limitation of liability provisions set out in Rules 74 – 76.



Remember to provide your certification body with your up-to-date contact details and add **rtfcomms@redtractor.org.uk** to your email contacts to make sure you receive the latest guidance and information to help your assurance certification.



SIX STEPS TO RED TRACTOR ASSURANCE

1. APPLICATION

Send an application and fee to your chosen certification body detailing all the relevant holdings/ premises. Receipt will be acknowledged in 14 days and the assessment will be arranged.



2. INITIAL ASSESSMENT

The assessor will talk to you about your business as you walk together around (or facilitate remote viewing via video-streaming of) the facilities, look at the livestock/crop as applicable and check your paperwork.

They will need to talk to your staff too about what they do. Any areas which do not meet the standards (which we refer to as “non-conformances”) will be highlighted to you throughout the assessment.

They are not allowed to advise on, or suggest, how you need to correct things. You will be left or sent a report which will contain details of any non-conformances, an indication of the evidence you will be expected to provide (e.g. invoices, photos, photocopies, letter from vet) and the timescales for action.



3. NON-CONFORMANCES

You must supply your certification body with evidence that you have corrected everything as explained in the non-conformance report.

In some cases, a revisit may be required and this may incur a charge. Your application will lapse if you do not correct everything satisfactorily and in good time.



4. ISSUE CERTIFICATE OF CONFORMITY

Once satisfactory evidence has been provided, you will be entered as ‘Assured’ on the Scheme Member Checker database and you can then sell your product(s) as ‘Assured’. You may receive an actual certificate in electronic format or printed, but the status on the Scheme Member Checker database is definitive.



5. RENEWAL

You will be invited to renew your membership annually, 12 months after the initial assessment and every 12 months thereafter. You will receive a renewal notice and a maximum of two reminder letters.



6. ROUTINE ASSESSMENTS AND SPOT CHECKS

An assessor will make routine visits (or carry out remote assessments) similar to your initial assessment to check you are continuing to conform to the standards at all times.

SPOT CHECKS

You may also be subject to spot check visits, some of which may be unannounced as part of our risk-based approach to inspections. To find out more about this, please see: redtractorassurance.org.uk.

NON-CONFORMANCE - WHAT HAPPENS NEXT?

If you do not conform to any standards you must provide evidence, normally within 28 days, that you have rectified them as outlined at steps 2 and 3 above.

If you have a major non-conformance or excessive non-conformances against the standards, your certification may be suspended until you have shown you have put this right.

Suspension:

Your membership and certification can also be suspended if you have not put non-conformances right within the time stipulated. If an unannounced spot check as a result of our risk-based approach to inspections shows no improvement the member will still be categorised as high risk and suspended.

Suspension is only lifted once you have proved that you have corrected the non-conformances. In some cases, a revisit may be required.

You must not sell products as 'Red Tractor Assured' whilst your certification is suspended.

Withdrawal:

If within three months of the suspension date you have not demonstrated that you have corrected the non-conformances, the certification body will withdraw certification and your membership will automatically terminate.


The certification body will also withdraw certification and your membership will automatically terminate if you are still categorised as high risk following two consecutive unannounced spot checks as a result of our risk based approach to inspections.

You can only regain certification by following the procedure for a new applicant and as long as no other sanctions or non-conformances remain. Your right to sell products as 'Red Tractor Assured' will cease immediately if your certification is withdrawn or if your membership is terminated for any other reason or expires and is not renewed within one month of expiry in accordance with the membership rules.



To help members avoid the most common non-conformances for each sector, we have published useful guides on our website. Go to redtractorassurance.org.uk.


Documents and Procedures (DP)

STANDARDS	HOW YOU WILL BE MEASURED	
AIM: Plans and procedures in place to ensure safe and legal food production		
DP.1 Key The farm, as a whole, must present an acceptable and tidy appearance to the general public. The site management must not present a food safety, animal welfare or environmental risk UPGRADED	<ul style="list-style-type: none"> ■ DP.1.a The external areas around buildings and farm entrances are kept clear of rubbish, non-essential equipment, and other debris 	
	<ul style="list-style-type: none"> ■ DP.1.b Loose wire, net and silage wrap, scrap machinery, scrap metal and disused tyres are managed 	
DP.1.1 A farm map must be present and areas of specific risk are identified	<ul style="list-style-type: none"> ■ DP.1.1.a Farm map shows where applicable: <ul style="list-style-type: none"> – all buildings – all fields, including area (hectares/acres) – watercourses including ditches and ponds – boreholes, springs and wells, including any on neighbouring land within 50m of the boundary – any areas of high pollution risk 	<div style="border: 1px solid black; border-radius: 50%; width: 30px; height: 30px; display: flex; align-items: center; justify-content: center; margin: 0 auto;"> R </div> <ul style="list-style-type: none"> ■ Farm map
GUIDANCE <i>One or more maps may be used and this may be held as a hard copy or as an electronic document</i>		
DP.2 A documented plan for the effective management of serious incidents and potential emergency situations that threaten the welfare of livestock, food safety or the environment must be in place and known to those involved in farm tasks REVISED	<ul style="list-style-type: none"> ■ DP.2.a You have considered the risks to your farm and documented the actions to be taken in the event of: <ul style="list-style-type: none"> – interruptions to pig movements, e.g. suspension or withdrawal from the scheme – feed and/or water supply or equipment failing – fire – power cuts – disease outbreaks which have the potential to affect other farms/ the general public – activist activity – pollution incident, e.g. slurry spillages or leaks – other site-specific risks (where applicable) 	<div style="border: 1px solid black; border-radius: 50%; width: 30px; height: 30px; display: flex; align-items: center; justify-content: center; margin: 0 auto;"> R </div> <ul style="list-style-type: none"> ■ Contingency/ Emergency Plan
	<ul style="list-style-type: none"> ■ DP.2.b Up-to-date relevant contact details are displayed (including out of hours phone numbers) e.g. vet, electricity supplier, Environment Agency hotline, feed and water supplier 	
	<ul style="list-style-type: none"> ■ DP.2.c Plan is accessible and known to those involved with tasks on the farm 	
DP.3 Systems must be in place for recording, investigating and resolution of any complaints that are relevant to the requirements of the Red Tractor Standards	<ul style="list-style-type: none"> ■ DP.3.a System includes recording the: <ul style="list-style-type: none"> – complaint – investigation result – action taken to prevent the issue happening again 	<div style="border: 1px solid black; border-radius: 50%; width: 30px; height: 30px; display: flex; align-items: center; justify-content: center; margin: 0 auto;"> R </div> <ul style="list-style-type: none"> ■ Complaints record
<div style="display: flex; align-items: flex-start;"> <div style="margin-right: 10px;">  </div> <div> <p>WHERE TO FIND HELP</p> <ul style="list-style-type: none"> ■ AHDB contingency planning for pig keepers: https://ahdb.org.uk/knowledge-library/contingency-planning-for-pig-keepers ■ Government guidance on farm fires and protecting farm animal welfare: https://www.gov.uk/government/publications/farm-fires-protecting-farm-animal-welfare ■ NPA advice on notifiable disease – movement controls, culling and cleaning: http://www.npa-uk.org.uk/hres/Notifiable%20disease%20outbreak%20plan </div> </div>		

Personnel (PL)

STANDARDS	HOW YOU WILL BE MEASURED	
AIM: All personnel (including but not limited to employees, self-employed and family members) are trained and competent to carry out the required activities on farm/sites relating to primary production on site.		
PL.1 Key Systems must be in place to ensure all personnel are effectively trained and deemed competent to carry out the activities they are required to do REVISED	<ul style="list-style-type: none"> ■ PL.1.a Nobody starts work without an induction, covering at least the following: <ul style="list-style-type: none"> – an explanation of the tasks they will undertake – Health & Safety information – reporting lines ■ PL.1.b All persons looking after the health and welfare of livestock have knowledge and skills in animal husbandry 	
PL.1.1 All persons involved in the care of pigs on the unit have completed all available mandatory modules on the UK Pig Industry Training platform NEW	<ul style="list-style-type: none"> ■ PL.1.1.a Each person has completed the relevant* available modules within 3 months of their launch 	<div style="text-align: center; border: 1px solid #0070C0; border-radius: 50%; width: 30px; height: 30px; margin: 0 auto; background-color: #0070C0; color: white; line-height: 30px; font-size: 18px; margin-bottom: 5px;">R</div> <ul style="list-style-type: none"> ■ Certificate(s) of completion ■ Training records
<ul style="list-style-type: none"> ■ PL.1.1.b New persons on the unit undertake all available modules within 3 months of starting 		
<p>GUIDANCE</p> <p><i>*Most modules are mandatory for all, but where a module is focused on a particular age of pig that is not kept on the unit, the persons on the unit are not expected to undertake that module (although they may choose to voluntarily), e.g. the Handling Sows module is not required on a finishing-only unit.</i></p>		
PL.2 Records of training must be kept	<ul style="list-style-type: none"> ■ PL.2.a A training record is available for all, including: <ul style="list-style-type: none"> – name – details of training – date of training – who provided the training (in-house or external) ■ PL.2.b Where workers are trained to undertake specific tasks, these are listed in their record ■ PL.2.c Records kept for 2 years after person has left the business 	
PL.3 The performance and competence of employees must be regularly reviewed and refresher training implemented as required REVISED	<ul style="list-style-type: none"> ■ PL.3.a Documented annual performance reviews of work undertaken and ability to carry out required roles ■ PL.3.b Gaps in competence are addressed by recorded refresher training; implemented immediately or within defined timeline 	
<p>GUIDANCE</p> <p><i>This standard applies to employees (not personnel, workers, family members). On a site operated by only one person, there is no requirement for them to undergo an annual performance review (although this could be undertaken by a fieldsperson or other appropriate person if deemed valuable).</i></p>		

Personnel (PL) (continued)


STANDARDS	HOW YOU WILL BE MEASURED	
AIM: Any labour providers used are managed with agreements in place to ensure that workers provided are competent and labour providers are licensed		
<p>PL.4 Where labour providers are used, they are licensed and a documented agreement is in place REVISED</p>	<ul style="list-style-type: none"> ■ PL.4.a All labour providers used hold a valid Gangmasters & Labour Abuse Authority (GLAA) licence ■ PL.4.b A Service Level Agreement is in place between the business and the labour provider ■ PL.4.c The agreement confirms that any workers provided are suitably competent ■ PL.4.d The agreement confirms any training completed by the labour provider as an alternative to the businesses' own training systems ■ PL.4.e The agreement confirms that all workers are legally permitted to work within the UK ■ PL.4.f The agreement defines allocation of Health & Safety responsibilities between labour provider and labour user 	<p style="text-align: center;">R</p> <ul style="list-style-type: none"> ■ Evidence of GLAA licence ■ Service Level Agreement
<p>GUIDANCE The GLAA defines specific circumstances which are excluded from the licensing requirements – refer to GLAA website for further information. This standard does not apply where workers are supplied outside of the scope of licensing requirements.</p>		
AIM: A safe working environment for workers and visitors		
<p>PL.5 Health & Safety Policy in place and effectively communicated to workers NEW</p>	<ul style="list-style-type: none"> ■ PL.5.a Health & Safety Policy in place ■ PL.5.b Policy is effectively communicated to all relevant workers ■ PL.5.c Language and learning style is given due consideration to ensure all workers understand information 	<p style="text-align: center;">R</p> <ul style="list-style-type: none"> ■ Health & Safety Policy
<p>GUIDANCE Definition of worker (taken from https://www.gov.uk/employment-status/worker): a person is generally classed as a 'worker' if</p> <ul style="list-style-type: none"> – they have a contract or other arrangement to do work or services personally for a reward (your contract doesn't have to be written) – their reward is for money or a benefit in kind, for example the promise of a contract or future work – they only have a limited right to send someone else to do the work (subcontract) – they have to turn up for work even if they don't want to – their employer has to have work for them to do as long as the contract or arrangement lasts – they aren't doing the work as part of their own limited company in an arrangement where the 'employer' is actually a customer or client 		
<p> WHERE TO FIND HELP</p> <ul style="list-style-type: none"> ■ AHDB Pig Pro online training recording system: https://pigpro.ahdb.org.uk/ ■ AHDB advice on holding effective staff appraisals and useful templates: https://ahdb.org.uk/knowledge-library/effective-staff-appraisals ■ Gangmasters & Labour Abuse Authority (GLAA) advice for labour users and details of how to check the licence status of a labour provider: https://www.gla.gov.uk/i-am-a/i-use-workers/ ■ Association of Labour Providers: https://labourproviders.org.uk/ ■ Stronger Together: https://www.stronger2gether.org/ ■ Guidance on legal requirements for management of Health & Safety is available through the HSE website: https://www.hse.gov.uk/simple-health-safety/index.htm ■ How to write your Health & Safety Policy (including link to example template): https://www.hse.gov.uk/simple-health-safety/policy/how-to-write-your-policy.htm ■ Farmwise – your essential guide to health and safety in agriculture https://www.hse.gov.uk/pubns/books/hsg270.htm 		

Traceability and Assurance (TI)


STANDARDS	HOW YOU WILL BE MEASURED	
AIM: A clear identification of livestock to deliver food chain traceability		
<p>TI.1 Key Pigs must be identified appropriately REVISED</p>	<p>■ TI.1.a Pigs of any age moving off a holding to a market, a slaughterhouse, a show, for breeding purposes* or for export are identified with at least one of the following:</p> <ul style="list-style-type: none"> – legible slapmark(s)* – metal and/or plastic heat- and tamper-resistant eartag, printed or stamped with the herdmark and prefixed with the letters 'UK' – tattoo of the herdmark on one ear 	<p>■ TI.1.b Means of identification includes a unique identification number for the individual pig if moving:</p> <ul style="list-style-type: none"> – to a show – for breeding purposes* – for export
	<p>■ TI.1.c Means of identification includes 'UK-GB' when exporting pigs from a holding in GB; 'UK' for export from a holding in Northern Ireland</p>	
	<p>■ TI.1.d Pigs imported from outside the EU are identified with the destination farm's herdmark and relevant statutory letters (UK and F), within 30 days of arrival</p>	
<p>GUIDANCE</p> <p>*Pigs moving to a semen centre for the purpose of collecting semen, or for breeding purposes with the intention of returning the pig to the holding from which it was moved.</p> <p>*In England and Wales the slapmark has to be applied to both shoulders; in Northern Ireland and Scotland the slapmark only has to be applied to one shoulder (although depending on processor requirements producers may apply to both shoulders).</p> <p>Whilst the letters 'UK' must be used on eartags, these letters are optional for slapmarks and ear tattoos (unless required for export).</p> <p>In Northern Ireland all pigs over 6 months of age (even if not moving off the holding) and all pigs moved off the holding must be identified with an eartag detailing a full ID mark (holding code plus individual ID number), except for pigs under 6 months of age moving to slaughter.</p>		
<p>TI.1.1 Slapmarkers/tattoo equipment must be kept clean and in serviceable condition</p>	<p>■ TI.1.1.a Tattoo equipment is clean with all needles present and straight and characters in the correct order and orientation</p>	
AIM: Reporting and recording of movements of livestock to ensure traceability		
<p>TI.2 Key Records of pig movements must be accurately kept to maintain traceability REVISED</p>	<p>■ TI.2.a Movements of pigs are notified to the relevant authority, where applicable</p>	<div style="text-align: center;">R</div> <p>■ Movement records (e.g. on eAML2 or ScotEID, copies of movement documents/ haulier summary, or other records)</p>
	<p>■ TI.2.b A record is kept of every movement of pigs to or from the premises, detailing:</p> <ul style="list-style-type: none"> – date of the movement – herdmark(s) of the pigs moved (including unique individual identification number if applicable) – number of pigs moved – details of the origin premises – details of the destination premises 	
	<p>■ TI.2.c Movement records are kept for at least 3 years</p>	
<p>GUIDANCE</p> <p>In England and Wales movements must be notified electronically via eAML2. In Scotland movements are notified to the ScotEID movement reporting database. In Northern Ireland, movements are reported to DAERA (APHIS). Movements reported to either eAML2 or ScotEID will pre-notify the other respective system, for moves between England/Wales and Scotland.</p> <p>Additionally, in Northern Ireland movements between different premises within the same holding do not need to be notified to DAERA and an official movement document does not need to be completed. However, records of these movements need to be kept on farm.</p>		

Traceability and Assurance (TI) (continued)

STANDARDS	HOW YOU WILL BE MEASURED	
<p>TI.3 Key Livestock must be accompanied by the required movement and delivery information</p>	<ul style="list-style-type: none"> ■ TI.3.a Pigs in transit are accompanied by a haulier summary/movement document where required 	
	<ul style="list-style-type: none"> ■ TI.3.b Food Chain Information (FCI) is sent to the receiving abattoir with each consignment of pigs to slaughter 	
<p>GUIDANCE</p> <p><i>In England and Wales the haulier summary must be carried by the person transporting pigs, for all movements.</i></p> <p><i>In Northern Ireland the movement document must accompany pigs during transit, except for movements of pigs between different premises within the same holding.</i></p> <p><i>In Scotland where a movement has been notified to the ScotEID database the movement does not need to be accompanied by a movement document, except for movements of pigs less than 12 months old (identified with a temporary mark) and movements of pigs to England, Wales or Northern Ireland.</i></p>		
<p>TI.4 Key Movement restrictions are strictly observed REVISED</p>	<ul style="list-style-type: none"> ■ TI.4.a Pigs trigger a 20-day standstill on other pigs when they move onto a premises. Cattle, sheep and goats trigger a 6-day standstill on pigs when they move onto a premises. The exceptions to standstill requirements are: <ul style="list-style-type: none"> – pigs moving directly to an abattoir, or via a market or collection centre for immediate slaughter – pigs intended for breeding or growing moving among Defra-approved holdings within a supply chain 'pyramid' – pigs moving directly to export or, via a quarantine or Assembly Centre prior to export (must comply with residency requirements) – all pig movements in Northern Ireland 	<p>R</p> <ul style="list-style-type: none"> ■ APHA standstill exemption approval document/licence (for pyramid movements)
<p>AIM: Controls are in place to maintain assurance status</p>		
<p>TI.5 Key Controls must be in place to ensure assurance status of livestock and semen being sold as assured REVISED</p>	<ul style="list-style-type: none"> ■ TI.5.a Pigs and semen are only sourced from sites assured under the Red Tractor or QMS Pigs Scheme, or any other scheme as may be approved from time to time ■ TI.5.b No pigs are purchased from live auction markets ■ TI.5.c A written derogation from Red Tractor must be sought in advance of intake of any consignment of non-assured breeding stock or semen ■ TI.5.d In order to retain their assured status, stock are transported by members of a recognised livestock transport assurance scheme ■ TI.5.e Pigs can only move through a market or collection centre that is Red Tractor Assured for Pigs and only when moving directly to slaughter after ■ TI.5.f Pigs may only move to a show if they are moving directly to slaughter after ■ TI.5.g There are no non-assured pigs on the unit ■ TI.5.h Assured sites supplying semen or breeding stock include the source site's RT number on delivery information ■ TI.5.i Assured sites supplying semen or breeding stock to Red Tractor assured farms notify their customers within two working days in the event of their certificate being suspended or withdrawn 	<p>R</p> <ul style="list-style-type: none"> ■ Written derogation(s) from Red Tractor for non-assured stock/semen ■ Semen delivery notes ■ Evidence of notification to customers of suspension/withdrawal

STANDARDS	HOW YOU WILL BE MEASURED	
<p>GUIDANCE</p> <p>See Appendix for more information on chain of assurance requirements.</p> <p>Recognised transport assurance schemes are the Red Tractor Livestock Transport scheme or the Quality Meat Scotland Haulage Assurance scheme. Livestock can only be transported by a member's own trailer (audited under LT section during Red Tractor Pigs scheme audit) or an assured haulier. It is not permitted for a member to transport pigs for another member using their own trailer, even if assured.</p>		
<p>TI.5.1 (Recommendation)</p> <p>It is recommended that the assurance status of source farms is verified using Red Tractor Checkers and Services no more than 72 hours before intake of any pigs</p> <p>NEW</p>		<p>R</p> <ul style="list-style-type: none"> Evidence of assurance status checks
<p>TI.6</p> <p>Importation of breeding stock and/or semen from outside the UK must be done in accordance with the NPA Imports Protocol</p>	<ul style="list-style-type: none"> TI.6.a There is a signed veterinary statement, from the vet responsible for the unit importing the stock/semen, confirming that the NPA Imports Protocol (or other similar protocol deemed equivalent by Red Tractor) has been complied with 	<p>R</p> <ul style="list-style-type: none"> Signed veterinary statement
<p>TI.7</p> <p>Records must be kept of all breeding stock and semen suppliers</p>	<ul style="list-style-type: none"> TI.7.a Records include details of supplying farm: <ul style="list-style-type: none"> name address postcode assurance number (unless non-assured) TI.7.b Breeding stock records are kept for 6 years 	<p>R</p> <ul style="list-style-type: none"> Breeding stock/ semen records
<p> WHERE TO FIND HELP</p> <ul style="list-style-type: none"> eAML2 electronic pig movement reporting: https://www.eaml2.org.uk/ami/about.eb ScotEID electronic pig movement reporting: https://www.scoteid.com/user/register Government guidance on pig identification and movements: <ul style="list-style-type: none"> https://www.gov.uk/topic/keeping-farmed-animals/pig-identity-registration-movements (England) https://gov.wales/sites/default/files/publications/2021-01/pig-identification-and-movement-guidance.pdf (Wales) https://www.gov.scot/publications/livestock-identification-and-traceability-guidance/pages/pigs/ (Scotland) https://www.daera-ni.gov.uk/publications/registration-pig-holdings-and-identification-and-movement-pigs-guidance-keepers (Northern Ireland) Red Tractor Checker service to complete assurance checks on other farms, hauliers and markets: https://checkers.redtractor.org.uk/rtassurance/services.eb NPA Imports Protocol: http://www.npa-uk.org.uk/Briefings.html 		

Vermin Control (VC)

STANDARDS	HOW YOU WILL BE MEASURED	
AIM: Effective and responsible control of birds, rodents, insects and other animals to prevent contamination and food safety risk		
<p>VC.1 Key There must be effective control of vermin REVISED</p>	<ul style="list-style-type: none"> ■ VC.1.a No build-up of vegetation close to farm structures that could harbour vermin ■ VC.1.b A site survey is completed at least quarterly, detailing: <ul style="list-style-type: none"> – date of inspection – locations inspected – findings – actions required – date actions completed ■ VC.1.c Dead/trapped vermin are searched for and disposed of when bait points are checked 	<p style="text-align: center;">R</p> <ul style="list-style-type: none"> ■ Site surveys
<p>GUIDANCE <i>A site survey is a record of every inspection and/or survey undertaken to look for signs of rodent activity and/or environmental management requirements.</i></p>		
<p>VC.2 Toxic bait must be used responsibly REVISED</p>	<ul style="list-style-type: none"> ■ VC.2.a Prior to treatment with baits the use of non-chemical control methods is considered first followed by the least toxic alternatives (see Appendix - risk hierarchy) ■ VC.2.b An Environmental Risk Assessment is undertaken in accordance with the Appendix before bait is laid ■ VC.2.c Where baits are used a Bait Plan identifies: <ul style="list-style-type: none"> – location of bait points – bait used – bait point inspection – replenishment dates ■ VC.2.d Non-target animals do not have access to baits ■ VC.2.e Bait is prevented from contaminating animal feed ■ VC.2.f Permanent baiting is not routinely undertaken and toxic bait is removed when treatment is finished ■ VC.2.g Product label directions are followed ■ VC.2.h A documented COSHH assessment is carried out where there are 5 or more employees 	<p style="text-align: center;">R</p> <ul style="list-style-type: none"> ■ Environmental Risk Assessment ■ Bait Plan ■ COSHH assessment (where applicable)
<p>GUIDANCE <i>Permanent baiting is the application of a rodenticide product when no active infestation is present. Permanent baiting is strictly limited to sites with a high potential for reinvasion when other methods of control have proven insufficient and can only be carried out by professional users and only with products authorised for this use</i></p>		
<p> WHERE TO FIND HELP</p> <ul style="list-style-type: none"> ■ The Campaign for Responsible Rodenticide Use code of best practice: https://www.thinkwildlife.org/code-of-best-practice/ ■ HSE step-by-step guide to COSHH assessment: https://www.hse.gov.uk/pubns/books/hsg97.htm 		

Housing, Shelter and Handling Facilities (HF)

STANDARDS	HOW YOU WILL BE MEASURED																											
AIM: Safe, comfortable and hygienic housing for all livestock, including youngstock and those close to giving birth																												
HF.1 Key Housing must be constructed and maintained to provide a safe and secure environment for livestock UPGRADED	<ul style="list-style-type: none"> ■ HF.1.a Housing securely contains livestock ■ HF.1.b There are no sharp edges, projections or other features presenting a hazard to pigs ■ HF.1.c Electrical installations are inaccessible to livestock 																											
HF.2 Housing must be appropriately and effectively ventilated	<ul style="list-style-type: none"> ■ HF.2.a Ventilation minimises high humidity, build-up of odours and maintains a comfortable temperature 																											
HF.2.1 Contingency measures must be put in place during extreme weather* to minimise impact on pig welfare NEW <i>*unusually hot or cold weather, wide fluctuations in external temperature, snow, severe wet weather, ventilation failure</i>	<ul style="list-style-type: none"> ■ HF.2.1.a There is a documented Extreme Weather Contingency Plan in place, outlining measures to be taken in relevant situations 	<div style="text-align: center;">R</div> <ul style="list-style-type: none"> ■ Extreme Weather Contingency Plan 																										
	<ul style="list-style-type: none"> ■ HF.2.1.b The plan is implemented when necessary to minimise heat and cold stress as far as reasonably possible 																											
GUIDANCE <i>Extreme Weather Contingency Plan is required on all units, including indoor and outdoor set-ups. It can be a standalone document or part of the Veterinary Health Plan.</i>																												
HF.2.3 Where there is insufficient self-ventilation and forced or automatic ventilation is used, there must be an alarm system in place to warn of failure REVISED	<ul style="list-style-type: none"> ■ HF.2.3.a Alarm system is tested weekly 	<div style="text-align: center;">R</div> <ul style="list-style-type: none"> ■ Alarm check record 																										
	<ul style="list-style-type: none"> ■ HF.2.3.b A record is kept of alarm system checks 																											
HF.2.4 Back-up provision must be available in case of ventilation failure																												
HF.3 Floors must be constructed and maintained in a manner that minimises risk of injury to pigs REVISED	<ul style="list-style-type: none"> ■ HF.3.a Flooring is designed and maintained in such a way that pigs do not slip ■ HF.3.b There is evidence of ongoing maintenance of flooring and repairs where needed 																											
HF.3.1 Key Where concrete slatted floors are in use current UK legislation on slot and beam widths must be adhered to UPGRADED	<ul style="list-style-type: none"> ■ HF.3.1a <table border="1" data-bbox="614 1541 1514 1865"> <thead> <tr> <th>Class of pig</th> <th>Max. permitted tolerance (mm)</th> <th>Max. width of slots (mm)</th> <th>Min. beam width (mm)</th> </tr> </thead> <tbody> <tr> <td>Piglets</td> <td>0</td> <td>11</td> <td>50</td> </tr> <tr> <td>Weaners</td> <td>±2</td> <td>14</td> <td>50</td> </tr> <tr> <td>Rearing & finishing pigs</td> <td>±3</td> <td>18</td> <td>80</td> </tr> <tr> <td>Gilts after service, sows</td> <td>±3</td> <td>20</td> <td>80</td> </tr> <tr> <td>Boars</td> <td>±3</td> <td>20</td> <td>80</td> </tr> </tbody> </table>				Class of pig	Max. permitted tolerance (mm)	Max. width of slots (mm)	Min. beam width (mm)	Piglets	0	11	50	Weaners	±2	14	50	Rearing & finishing pigs	±3	18	80	Gilts after service, sows	±3	20	80	Boars	±3	20	80
Class of pig	Max. permitted tolerance (mm)	Max. width of slots (mm)	Min. beam width (mm)																									
Piglets	0	11	50																									
Weaners	±2	14	50																									
Rearing & finishing pigs	±3	18	80																									
Gilts after service, sows	±3	20	80																									
Boars	±3	20	80																									


Housing, Shelter and Handling Facilities (HF) (continued)

STANDARDS	HOW YOU WILL BE MEASURED																	
HF.4 Key Conditions in housing must be maintained in a manner that ensures livestock are able to keep clean REVISED UPGRADED	<ul style="list-style-type: none"> ■ HF.4.a Floors are well-drained or maintained with dry bedding 																	
	<ul style="list-style-type: none"> ■ HF.4.b Pigs have access to a dry lying area 																	
	<ul style="list-style-type: none"> ■ HF.4.c Where there is evidence pigs are persistently lying dirty, corrective and preventative measures are being implemented 																	
	<ul style="list-style-type: none"> ■ HF.4.d Surfaces within housing are maintained in a good condition and can be cleaned and disinfected 																	
GUIDANCE: <i>In exceptional circumstances, it may be acceptable for there to be no dry lying area temporarily, in order to mitigate heat stress, e.g. when misters/sprinklers are used as part of the Extreme Weather Contingency Plan</i>																		
HF.5 Lighting in housing must allow normal behaviours, rest and effective inspection of livestock REVISED	<ul style="list-style-type: none"> ■ HF.5.a Adequate lighting (whether fixed or portable) is available to enable inspection of stock at any time 																	
	<ul style="list-style-type: none"> ■ HF.5.b During light periods, pigs have access to an area that is lit to an intensity of at least 40 lux at pig head height 																	
	<ul style="list-style-type: none"> ■ HF.5.c There is a period of at least 8 hours of continuous light per 24 hour period, except where natural daylight period is shorter and where creep lights are used in farrowing pens 																	
	<ul style="list-style-type: none"> ■ HF.5.d There is a period of at least 6 hours of continuous darkness per 24 hour period (except where natural daylight period is longer resulting in a shorter natural period of darkness) 																	
	<ul style="list-style-type: none"> ■ HF.5.e Lighting, lighting fixtures and windows are kept clean and well-maintained 																	
AIM: Housing and grouping should be specific to livestock size and requirements																		
HF.6 Key Feeding herd housing must be of sufficient size REVISED UPGRADED	<ul style="list-style-type: none"> ■ HF.6.a The unobstructed floor area available to each growing pig is at least: 																	
	<table border="1" style="width: 100%; border-collapse: collapse;"> <thead> <tr> <th style="width: 50%;">Average liveweight (kg)</th> <th style="width: 50%;">Minimum total floor area per pig (m²)</th> </tr> </thead> <tbody> <tr> <td style="text-align: center;"><10</td> <td style="text-align: center;">0.15</td> </tr> <tr> <td style="text-align: center;">10.1 – 20</td> <td style="text-align: center;">0.20</td> </tr> <tr> <td style="text-align: center;">20.1 – 30</td> <td style="text-align: center;">0.30</td> </tr> <tr> <td style="text-align: center;">30.1 – 50</td> <td style="text-align: center;">0.40</td> </tr> <tr> <td style="text-align: center;">50.1 – 85</td> <td style="text-align: center;">0.55</td> </tr> <tr> <td style="text-align: center;">85.1 – 110</td> <td style="text-align: center;">0.65</td> </tr> <tr> <td style="text-align: center;">>110</td> <td style="text-align: center;">1.00</td> </tr> </tbody> </table>	Average liveweight (kg)	Minimum total floor area per pig (m ²)	<10	0.15	10.1 – 20	0.20	20.1 – 30	0.30	30.1 – 50	0.40	50.1 – 85	0.55	85.1 – 110	0.65	>110	1.00	
	Average liveweight (kg)	Minimum total floor area per pig (m ²)																
	<10	0.15																
	10.1 – 20	0.20																
	20.1 – 30	0.30																
	30.1 – 50	0.40																
	50.1 – 85	0.55																
	85.1 – 110	0.65																
>110	1.00																	
<10	0.15																	
10.1 – 20	0.20																	
20.1 – 30	0.30																	
30.1 – 50	0.40																	
50.1 – 85	0.55																	
85.1 – 110	0.65																	
>110	1.00																	
<ul style="list-style-type: none"> ■ HF.6.b Pigs have enough space to allow all the animals to lie down at the same time 																		

STANDARDS	HOW YOU WILL BE MEASURED
<p>HF.6.1 Key Breeding herd housing must be of sufficient size UPGRADED</p>	<ul style="list-style-type: none"> <li data-bbox="635 219 1513 349">■ HF.6.1.a Pens used to house a group of sows/gilts have sides longer than 2.8m, except where there are 6 or fewer sows/gilts in which case the sides are no less than 2.4m in length (see Appendix for further guidance) <li data-bbox="635 349 1513 479">■ HF.6.1.b The total unobstructed floor area available to each gilt after service and to each sow when gilts and/or sows are kept in groups is at least 1.64m² and 2.25m² respectively <li data-bbox="635 479 1513 651">■ HF.6.1.c For gilts after service and pregnant sows, a part of the total unobstructed floor area required (at least 0.952m² per gilt and at least 1.3m² per sow) is of continuous solid floor of which a maximum of 15% is reserved for drainage openings <li data-bbox="635 651 1513 761">■ HF.6.1.d Adult and working boars are provided with a minimum unobstructed floor area of 6m² for their own use <li data-bbox="635 761 1513 871">■ HF.6.2.e Where boar pens are used for natural service, a minimum of 10m² floor area is provided and pen design allows adequate movement
<p>HF.6.2 Tiered cages are not permitted</p>	
<p><u>GUIDANCE:</u> <i>For the purposes of the scheme, a cage is defined as an enclosure of bars and/or wires for keeping animals in. A tiered system, in which pigs are kept in 2 or more levels within the same airspace, is permitted provided the design meets the balcony system specification outlined in HF.6.5 and associated Appendix.</i></p>	
<p>HF.6.3 Where self-locking individual feeding stalls are used, certain conditions must be met NEW</p>	<ul style="list-style-type: none"> <li data-bbox="635 1122 1513 1216">■ HF.6.3.a They can only be included in usable floor area if they are freely accessible (other than in circumstances outlined in HF.7.1) <li data-bbox="635 1216 1513 1296">■ HF.6.3.b There is a separate place where the pigs can lie together as a group
<p>HF.6.4 Pigs must always be able to see other pigs, except where the pig is isolated for veterinary reasons, or whilst sows/gilts are in farrowing pens NEW</p>	
<p>HF.6.5 Where a balcony system is installed, it must meet scheme requirements</p>	<ul style="list-style-type: none"> <li data-bbox="635 1514 1513 1619">■ HF.6.5.a The specification in the relevant Appendix is adhered to
<p>HF.7 Livestock must be kept in appropriate groups</p>	<ul style="list-style-type: none"> <li data-bbox="635 1630 1513 1700">■ HF.7.a Grouped appropriately by size, age, production status <li data-bbox="635 1700 1513 1809">■ HF.7.b Sows and gilts are kept in groups, except during the period between 7 days before farrowing and the day on which weaning is completed <li data-bbox="635 1809 1513 1917">■ HF.7.c Weaners and rearing pigs are kept in stable groups with as little mixing as possible

Housing, Shelter and Handling Facilities (HF) (continued)

STANDARDS	HOW YOU WILL BE MEASURED
<p>HF.7.1 Key Dry sows and gilts must not be held in tethers or routinely kept in stalls UPGRADED</p>	<ul style="list-style-type: none"> ■ HF.7.1.a Sows and gilts are not kept in stalls, except in the following circumstances and for no longer than 4 hours: <ul style="list-style-type: none"> – when undergoing examinations, tests, treatments or operations for veterinary purposes – during service or artificial insemination – while being fed – for the purpose of marking, weighing or washing – whilst cleaning accommodation – while waiting to be loaded for transportation
AIM: There are appropriate facilities for farrowing sows and suckling pigs	
<p>HF.9 There must be appropriate facilities for livestock to give birth</p>	<ul style="list-style-type: none"> ■ HF.9.a Farrowing environment is designed such that the sow and her piglets stay clean and dry throughout lactation
<p>HF.9.1 Farrowing pens and crates must be of a sufficient length REVISED</p>	<ul style="list-style-type: none"> ■ HF.9.1.a Where a crate is used the sow can stand up and lie down at full length, but excessive movement is prevented ■ HF.9.1.b An unobstructed area behind the sow or gilt is available for farrowing
<p>HF.9.2 Sows must not enter farrowing crates more than 7 days prior to their expected farrowing date</p>	
<p>HF.9.3 (Recommendation) <i>It is recommended that where a temporary crating system is used the farrowing crate is opened-up to allow the sow to turn freely as soon as practicable after farrowing</i> NEW</p>	
<p>GUIDANCE: <i>The Defra Code of Practice states that temporary crating systems should usually be opened within 4 days of farrowing, unless there is an overriding health or welfare reason to alter this. However, further research and commercial experience is needed to identify the optimum time at which to remove confinement and to develop best practice around these systems.</i></p>	
<p>HF.9.4 Sows must not be kept in farrowing crates once they have finished suckling piglets REVISED</p>	<ul style="list-style-type: none"> ■ HF.9.4.a Sows may only remain confined in a farrowing crate for a maximum of 5 weeks post-farrowing, except where individual nurse sows are required to suckle additional piglets ■ HF.9.4.b Nurse sows may only be kept in a farrowing crate for a maximum of 8 weeks post-farrowing and only where she: <ul style="list-style-type: none"> – is in suitable body condition – has no shoulder sores – is showing no evidence of lameness
<p>HF.9.5 Sows and gilts must be given suitable material to satisfy nest-building behaviour in at least the 24 hour period before expected farrowing REVISED</p>	<ul style="list-style-type: none"> ■ HF.9.5.a Nesting material is provided regardless of the slurry system ■ HF.9.5.b Nesting material is placed where the sow can easily access it
<p>GUIDANCE <i>Acceptable nesting material includes, but is not limited to, wood shavings, shredded newspaper, straw, hessian sack/pieces, natural rope (ideally extending to the floor so the sow can push it along the floor).</i></p>	

STANDARDS	HOW YOU WILL BE MEASURED
HF.9.6 Indoor loose farrowing pens must be designed appropriately NEW	<ul style="list-style-type: none"> <li data-bbox="630 219 1514 320">■ HF.9.6.a There is sufficient space for the sow to turn around, rise, lie down, nest-build and access feeding and dunging areas without difficulty <li data-bbox="630 320 1514 398">■ HF.9.6.b Farrowing rails or other means to protect piglets from crushing are in place
AIM: Appropriate facilities are available for loading and unloading of livestock	
HF.10 Facilities must be available on-farm that enable the loading and unloading of livestock with minimal stress and risk of injury to livestock	<ul style="list-style-type: none"> <li data-bbox="630 461 1514 528">■ HF.10.a Adequate lighting to inspect stock at point of loading <li data-bbox="630 528 1514 607">■ HF.10.b Structurally sound and stable gates/barriers to prevent livestock escaping <li data-bbox="630 607 1514 719">■ HF.10.c Facilities are free from sharp edges or other projections which may cause injury to livestock <li data-bbox="630 719 1514 831">■ HF.10.d If loading ramps are used the angle is not steeper than 20 degrees and risk of slipping is minimised
<div data-bbox="98 853 172 913" style="float: left; margin-right: 10px;">  </div> <div data-bbox="188 846 488 875" style="font-weight: bold;"> WHERE TO FIND HELP </div> <ul style="list-style-type: none"> <li data-bbox="188 887 1514 943">■ Government guidance on keeping farm animals in extreme weather: https://www.gov.uk/guidance/keeping-farm-animals-and-horses-in-extreme-weather <li data-bbox="188 954 1514 1043">■ AHDB factsheets on heat stress: <ul style="list-style-type: none"> <li data-bbox="209 976 1514 1010">– https://ahdb.org.uk/knowledge-library/heat-stress-indoor-pig-herds (indoor herds) <li data-bbox="209 1010 1514 1043">– https://ahdb.org.uk/knowledge-library/heat-stress-outdoor-herds (outdoor herds) <li data-bbox="188 1043 1514 1099">■ AHDB advice and useful guidance booklet on ventilating pig buildings: https://ahdb.org.uk/knowledge-library/ventilating-pig-buildings <li data-bbox="188 1111 1514 1144">■ AHDB guidance on lighting for pig buildings: https://ahdb.org.uk/knowledge-library/lighting-for-pig-buildings <li data-bbox="188 1144 1514 1211">■ AHDB guidance booklet – controlled environment for livestock: https://projectblue.blob.core.windows.net/media/Default/Pork/Documents/Controlled%20Environment%20for%20Livestock%20WEB <li data-bbox="188 1211 1514 1245">■ European Reference Centre for Animal Welfare factsheet on nest building material: https://edepot.wur.nl/516953 <li data-bbox="188 1245 1514 1279">■ AHDB guidance on farrowing environment: https://ahdb.org.uk/knowledge-library/indoor-farrowing-environment (indoor) 	

Feed and Water (FW)

STANDARDS	HOW YOU WILL BE MEASURED	
AIM: All livestock receive a daily diet sufficient to maintain full health		
FW.1 Key Livestock must be provided with sufficient feed REVISED	<ul style="list-style-type: none"> ■ FW.1.a The diet is adequate and suitable for the production status and body condition of the animal, especially pregnant animals which need a high fibre diet to satisfy their appetite ■ FW.1.b Any sows of very poor body condition (e.g. BCS of 2 or less, see Appendix) have been identified and are receiving additional attention 	
FW.2 Feed must be presented in a way that minimises stress and aggression REVISED	<ul style="list-style-type: none"> ■ FW.2.a Where pigs are not fed ad-lib (food delivery is intermittent or rationed) and they are fed as a group, at least 30 cm trough space is provided per pig for pigs over 40kg liveweight so that all pigs can feed at the same time without interference from others ■ FW.2.b Where pigs are fed ad-lib sufficient feeder space is provided such that there is no evidence of competition at the feeder, e.g. injurious behaviour 	
FW.2.1 Feeders and drinkers must be checked daily to ensure they are working and clean REVISED		
FW.3 Key All livestock must be provided with adequate access to a supply of fresh clean drinking water	<ul style="list-style-type: none"> ■ FW.3.a The following access to drinkers is provided: For dry feeding systems <ul style="list-style-type: none"> – nipples/mini bowls: 1 per 15 pigs (ad lib) or 1 per 10 pigs (restrict fed) – bowls*: 1 per 30 pigs (ad lib) or 1 per 20 pigs (restrict fed) For wet and dry feeding systems <ul style="list-style-type: none"> – a total of at least 1 drinker point per 15 pigs – of which at least 1 drinker point per 30 pigs is provided as a separate water source from the wet and dry feeder For wet feeding systems <ul style="list-style-type: none"> – in addition to the water provided in the wet feed, at least 1 drinker point per 30 pigs is provided as a separate water source from the wet feeder For water troughs, the length of the trough exceeds the following <ul style="list-style-type: none"> – pigs <15kg: 0.8cm per pig – pigs 15-35kg: 1cm per pig – pigs >35kg: 1.2cm per pig ■ FW.3.b Flow rate is adequate and water pressure is appropriate for the class of pig ■ FW.3.c Troughs/drinkers are suitably located and at an appropriate height for the class of pig ■ FW.3.d Provision is made to ensure an emergency supply of suitable drinking water can be supplied if normal supplies were to fail 	
GUIDANCE <i>*A bowl is defined as a self-filling bowl having a design capacity of at least 2 litres with a permanently available reservoir of water (the filling must not be pig-operated)</i>		
FW.3.1 All pigs over 2 weeks of age must have permanent access to water	<ul style="list-style-type: none"> ■ FW.3.1.a On outdoor units where water is not provided in the farrowing arc, a documented plan is in place detailing how water will be provided on occasions when the sow's milk may not satisfy unweaned piglets' water requirements, e.g. hot weather or sow/piglet illness 	<div style="display: flex; align-items: center; justify-content: center;"> <div style="border: 1px solid black; border-radius: 50%; width: 20px; height: 20px; display: flex; align-items: center; justify-content: center; margin-right: 5px;">R</div> <div> <p>■ Documented Water Provision Plan for outdoor piglets</p> </div> </div>


STANDARDS	HOW YOU WILL BE MEASURED	
<p>FW.3.2 Water quality must be appropriate REVISED</p>	<p>■ FW.3.2.a If using non-mains water, the water is independently tested annually as close to the source as possible for total viable count (TVC) and coliform levels</p>	<p>R ■ Non-mains water test results</p>
<p>■ FW.3.2.b Where a water test indicates:</p> <ul style="list-style-type: none"> – coliform levels are >100 colony-forming units (CFU) per 100ml – TVC levels are >1000 CFU per ml <p>there is evidence of action taken to investigate and address bacterial contamination</p>		
AIM: Animal feed is suitable and traceable		
<p>FW.4 Key Feed must be suitable</p>	<p>■ FW.4.a Feed is not stale or contaminated</p>	
<p>■ FW.4.b Only feed materials and additives permitted by the scheme and UK law are used</p>		
<p>■ FW.4.c The composition of all purchased and home mixed feed is known</p>		
<p>■ FW.4.d Antibiotic or hormonal growth promoters are not used</p>		
<p>FW.4.1 Only animal products permitted by the scheme are fed to pigs REVISED</p>	<p>■ FW.4.1.a If feeding fishmeal on a farm where ruminants are also present, or you are making feed with fishmeal, you are authorised/registered with Defra/DAERA</p>	<p>R ■ Defra/DAERA registration for fishmeal</p>
<p>■ FW.4.1.b Blood products and pig-derived nutritional products are not used</p>		
<p>GUIDANCE: <i>Permitted animal products are: fishmeal*, fish oils, non-ruminant gelatine, di- or tri-calcium phosphate and hydrolysed protein*, milk and milk products, egg and egg products</i> <i>*as defined by and when manufactured in accordance with relevant UK regulations</i></p>		
<p>FW.4.2 Only permitted former foodstuffs may be fed to pigs. Catering waste must not be used for pig feed REVISED</p>	<p>■ FW.4.2.a Farms feeding unprocessed milk or milk products (unless produced from animals on the same farm) are registered on the national milk register (England and Wales only)</p> <p>Farms feeding unprocessed milk sourced from another farm have authorisation from DAERA (Northern Ireland only)</p>	<p>R ■ Milk registration</p>
<p>GUIDANCE <i>Catering waste is defined as any waste originating from any domestic or commercial catering facilities and kitchens, including used cooking oil</i> <i>Permitted former foodstuffs include (See Appendix for further information):</i></p> <ul style="list-style-type: none"> – bakery products, pasta, chocolate, sweets and similar products – dairy products – pasteurised, cooked or processed eggs 		
<p>FW.4.3 Diets must not exceed maximum permitted levels of copper</p>	<p>■ FW.4.3.a Maximum permitted levels of total copper per kg feed is as follows:</p> <ul style="list-style-type: none"> – for piglets up to 4 weeks post-weaning: 150 mg – for pigs between 5 and 8 weeks post-weaning: 100 mg – for all other pigs: 25 mg 	

Feed and Water (FW) (continued)

STANDARDS	HOW YOU WILL BE MEASURED		
<p>FW.5 Bought-in feed must be from an assured source or in specific circumstances with a warranty declaration</p>	<p>■ FW.5.a Compounds and blended feed are UFAS-assured, or equivalent</p>	<p style="text-align: center;">R</p> <p>■ Warranty declaration</p>	
<p>■ FW.5.b Bagged or sealed compounded or blended feed, minerals, mineral blocks/licks (except for rock salt), supplements and milk replacers are sourced from a UFAS merchant or from a non-UFAS merchant by a UFAS, or equivalent, compounder</p>	<p>■ FW.5.c Straights are assured under UFAS, FEMAS or equivalent; or sourced from a farm that is a member of a combinable crops assurance scheme accompanied by a completed grain passport</p>		
<p>■ FW.5.d Vegetables and fruit which have not been processed beyond basic grading and washing are sourced from a farm that is a member of a fresh produce assurance scheme (including when sourced via a third party)</p>	<p>■ FW.5.e Processed food by-products are assured under UFAS, FEMAS or equivalent</p>		
<p>■ FW.5.f The following feed materials are sourced with a completed warranty declaration</p> <ul style="list-style-type: none"> – farm-to-farm supplies of any feeds unexpectedly in surplus – hay and/or straw supplied by forage merchants – vegetables and fruit not covered by an assurance scheme (e.g. fodder beets) and have not been processed beyond basic grading and washing 			
<p>GUIDANCE See Appendix for equivalent schemes Red Tractor warranty declaration template provides details of what information should be included</p>			
<p>FW.6 Records of all feedstuffs purchased must be kept</p>	<p>■ FW.6.a Feed records detail:</p> <ul style="list-style-type: none"> – supplier name – feed type including ingredient composition – date of delivery – quantity – load or batch number 		<p style="text-align: center;">R</p> <p>■ Feed delivery documents/ invoices/warranty declarations/grain passports/own records</p>
<p>■ FW.6.b Records are kept for 2 years</p>			

STANDARDS	HOW YOU WILL BE MEASURED					
AIM: On-farm mixing produces safe animal feed						
<p>FW.7 When mixing 2 or more feed materials together records must be kept</p>	<table border="1"> <tr> <td data-bbox="616 259 1278 427"> <p>■ FW.7.a For total mixed rations (TMR) that incorporate forages or moist feed produced on a daily basis, produce a record of the ingredients and quantities and update when the mix changes</p> </td> <td data-bbox="1278 259 1508 568" rowspan="2"> <p>R</p> <p>■ Home-mixing records</p> </td> </tr> <tr> <td data-bbox="616 427 1278 568"> <p>■ FW.7.b For home mixed compounds, meals or blends based on dry feed ingredients records of every batch mixed are kept detailing ingredients, quantities, mixing dates</p> </td> </tr> </table>	<p>■ FW.7.a For total mixed rations (TMR) that incorporate forages or moist feed produced on a daily basis, produce a record of the ingredients and quantities and update when the mix changes</p>	<p>R</p> <p>■ Home-mixing records</p>	<p>■ FW.7.b For home mixed compounds, meals or blends based on dry feed ingredients records of every batch mixed are kept detailing ingredients, quantities, mixing dates</p>		
<p>■ FW.7.a For total mixed rations (TMR) that incorporate forages or moist feed produced on a daily basis, produce a record of the ingredients and quantities and update when the mix changes</p>	<p>R</p> <p>■ Home-mixing records</p>					
<p>■ FW.7.b For home mixed compounds, meals or blends based on dry feed ingredients records of every batch mixed are kept detailing ingredients, quantities, mixing dates</p>						
<p>GUIDANCE: Forage only, (forage top-dressed with concentrates) or single feeds mixed with water do not require records</p>						
<p>FW.8 When the mix formulation changes samples must be kept</p>	<table border="1"> <tr> <td data-bbox="616 663 1278 808"> <p>■ FW.8.a For dry-feed mixes, samples of dry feed ingredients (over 3% inclusion) or samples of finished feed mix are kept</p> </td> <td data-bbox="1278 663 1508 1328" rowspan="4"></td> </tr> <tr> <td data-bbox="616 808 1278 920"> <p>■ FW.8.b For wet feed mixes, samples of dry feed ingredients (over 3% inclusion) are kept</p> </td> </tr> <tr> <td data-bbox="616 920 1278 1032"> <p>■ FW.8.c Samples are kept for a minimum of 6 months after last use</p> </td> </tr> <tr> <td data-bbox="616 1032 1278 1328"> <p>■ FW.8.d Samples are</p> <ul style="list-style-type: none"> – representative (small samples from several different points) – of adequate quantity (approx. 0.5 kg) – free from contamination – identifiable (labelled with feed details and date) – stored in a cool, dry area </td> </tr> </table>	<p>■ FW.8.a For dry-feed mixes, samples of dry feed ingredients (over 3% inclusion) or samples of finished feed mix are kept</p>		<p>■ FW.8.b For wet feed mixes, samples of dry feed ingredients (over 3% inclusion) are kept</p>	<p>■ FW.8.c Samples are kept for a minimum of 6 months after last use</p>	<p>■ FW.8.d Samples are</p> <ul style="list-style-type: none"> – representative (small samples from several different points) – of adequate quantity (approx. 0.5 kg) – free from contamination – identifiable (labelled with feed details and date) – stored in a cool, dry area
<p>■ FW.8.a For dry-feed mixes, samples of dry feed ingredients (over 3% inclusion) or samples of finished feed mix are kept</p>						
<p>■ FW.8.b For wet feed mixes, samples of dry feed ingredients (over 3% inclusion) are kept</p>						
<p>■ FW.8.c Samples are kept for a minimum of 6 months after last use</p>						
<p>■ FW.8.d Samples are</p> <ul style="list-style-type: none"> – representative (small samples from several different points) – of adequate quantity (approx. 0.5 kg) – free from contamination – identifiable (labelled with feed details and date) – stored in a cool, dry area 						
<p>FW.9 If mixing using ‘pre-mixtures’, ‘additives’ or medicated feeds you must have local authority approval and meet any associated obligations</p>	<table border="1"> <tr> <td data-bbox="616 1328 1278 1413"> <p>■ FW.9.a The site has local authority approval</p> </td> <td data-bbox="1278 1328 1508 1727" rowspan="4"> <p>R</p> <p>■ Local Authority approval</p> <p>■ HACCP</p> <p>■ Quality Control Plan</p> <p>■ VMD approval</p> </td> </tr> <tr> <td data-bbox="616 1413 1278 1498"> <p>■ FW.9.b There is a HACCP system in place</p> </td> </tr> <tr> <td data-bbox="616 1498 1278 1583"> <p>■ FW.9.c There is a Quality Control Plan in place</p> </td> </tr> <tr> <td data-bbox="616 1583 1278 1727"> <p>■ FW.9.d Additional approval from the Veterinary Medicines Directorate (VMD) is in place if medicated feeds are being incorporated</p> </td> </tr> </table>	<p>■ FW.9.a The site has local authority approval</p>	<p>R</p> <p>■ Local Authority approval</p> <p>■ HACCP</p> <p>■ Quality Control Plan</p> <p>■ VMD approval</p>	<p>■ FW.9.b There is a HACCP system in place</p>	<p>■ FW.9.c There is a Quality Control Plan in place</p>	<p>■ FW.9.d Additional approval from the Veterinary Medicines Directorate (VMD) is in place if medicated feeds are being incorporated</p>
<p>■ FW.9.a The site has local authority approval</p>	<p>R</p> <p>■ Local Authority approval</p> <p>■ HACCP</p> <p>■ Quality Control Plan</p> <p>■ VMD approval</p>					
<p>■ FW.9.b There is a HACCP system in place</p>						
<p>■ FW.9.c There is a Quality Control Plan in place</p>						
<p>■ FW.9.d Additional approval from the Veterinary Medicines Directorate (VMD) is in place if medicated feeds are being incorporated</p>						
<p>GUIDANCE: Not applicable to the inclusion of bought-in mineral feeding stuffs (labelled as such) used in TMRs Feed additives are substances such as vitamins, trace elements (e.g. copper and zinc) and preservatives Pre-mixtures are mixtures of additives at high concentrations</p>						
<p>FW.10 Mobile feed mixing contractors must be suitably certified</p>	<table border="1"> <tr> <td data-bbox="616 1877 1278 2045"> <p>■ FW.10.a Contractors certified to the NAAC Assured Land-Based Contractor (Mobile Feed Mixing and Processing) Scheme, or a scheme deemed equivalent by Red Tractor</p> </td> <td data-bbox="1278 1877 1508 2045"> <p>R</p> <p>■ Contractor’s NAAC registration number</p> </td> </tr> </table>	<p>■ FW.10.a Contractors certified to the NAAC Assured Land-Based Contractor (Mobile Feed Mixing and Processing) Scheme, or a scheme deemed equivalent by Red Tractor</p>	<p>R</p> <p>■ Contractor’s NAAC registration number</p>			
<p>■ FW.10.a Contractors certified to the NAAC Assured Land-Based Contractor (Mobile Feed Mixing and Processing) Scheme, or a scheme deemed equivalent by Red Tractor</p>	<p>R</p> <p>■ Contractor’s NAAC registration number</p>					

Feed and Water (FW) (continued)

STANDARDS	HOW YOU WILL BE MEASURED
AIM: Feed remains clean, palatable and free from contamination	
FW.11 Controls must be in place to minimise the risk of contamination of feeds by machinery and equipment	<ul style="list-style-type: none"> ■ FW.11.a All feeding equipment and lorries/trailers/feed boxes/buckets used for transporting feed are maintained in a clean condition and are suitable for purpose
FW.12 Key Feed must be stored in a manner which minimises the risk of contamination REVISED	<ul style="list-style-type: none"> ■ FW.12.a Storage facilities protect against feed contamination by domestic animals, wildlife and vermin ■ FW.12.b If feed hoppers are accessible to birds (indoor and outdoor) measures are in place to minimise contamination of feed stored in the hopper (not the trough/pan itself), e.g. hopper covers ■ FW.12.c Storage facilities for dry feed are weatherproof ■ FW.12.d In loose feed storage areas lighting is covered, unless shatterproof bulbs are used ■ FW.12.e Risk of cross-contamination is minimised by ensuring feed is readily identifiable and keeping different feeds separate
<div style="display: flex; align-items: flex-start;"> <div style="margin-right: 10px;">  </div> <div> <p>WHERE TO FIND HELP</p> <ul style="list-style-type: none"> ■ AHDB guidance on body condition scoring sows: https://ahdb.org.uk/knowledge-library/body-condition-scoring-sows ■ AHDB water guidance for pig farmers: https://ahdb.org.uk/knowledge-library/water-guidance-for-pig-farmers ■ Animal Feed legislation (FSA): https://www.food.gov.uk/business-guidance/animal-feed-legislation ■ Government guidance on supplying and using animal by-products as farm animal feed: https://www.gov.uk/guidance/supplying-and-using-animal-by-products-as-farm-animal-feed ■ AIC Checker to check the assurance status of your feed supplier: https://www.aictradeassurance.org.uk/home/ ■ FSA guidance for farmers producing animal feed or mixing with additives and pre-mixtures: https://www.food.gov.uk/business-guidance/farmers-producing-animal-feed ■ NAAC list of Assured Land-Based Contractors (Mobile Feed Mixing and Processing): https://www.naac.co.uk/listofalbc/ ■ To find a registered feed adviser and check the Feed Adviser Register registration of your adviser using their membership number visit https://www.agindustries.org.uk/feed-adviser-register.html </div> </div>	

Animal Health and Welfare (AH)

STANDARDS	HOW YOU WILL BE MEASURED	
AIM: Proactive management of the health and welfare of all livestock through planning and reviewing		
<p>AH.1 Key A Veterinary Health Plan (VHP) to proactively manage and improve health and welfare of livestock must be established and implemented REVISED</p>	<ul style="list-style-type: none"> ■ AH.1.a The plan is unit specific ■ AH.1.b Plan is easily accessible to all persons involved in the care and management of the pigs ■ AH.1.c Reviewed at least quarterly by the designated vet (or another vet from the same practice) to ensure it is up to date ■ AH.1.d Contains a Salmonella control plan ■ AH.1.e Details the husbandry procedures performed on the unit ■ AH.1.f Contains an action plan for dealing with vice (tail biting, ear biting, flank biting), which details: <ul style="list-style-type: none"> – treatment and management of injured pigs – short-term measures to be taken to limit further injurious behaviour ■ AH.1.g Contains a policy for treating and managing shoulder sores (indoor breeding units only) ■ AH.1.h Details recommendations arising from Real Welfare assessments (where carried out) ■ AH.1.i The VHP is being followed 	<div style="text-align: center; border: 1px solid black; border-radius: 50%; width: 30px; height: 30px; margin: 0 auto; display: flex; align-items: center; justify-content: center;">R</div> <p>■ Veterinary Health Plan (review date signed by vet)</p>
<p><u>GUIDANCE:</u> <i>Vets may choose to create a new Veterinary Health Plan each quarter or retain the same VHP whilst indicating the dates on which they have reviewed it. New units should have a Veterinary Health Plan in place from the first arrival of pigs, rather than wait until the first quarterly vet visit. The required elements of the VHP may be contained in one document or in multiple documents.</i></p> <p><i>A vice action plan and shoulder sore action plan is required on relevant farms regardless of whether there is a history of vice or shoulder sores on the unit.</i></p>		

Animal Health and Welfare (AH) (continued)

STANDARDS	HOW YOU WILL BE MEASURED	
<p>AH.2 Records of the health and performance of livestock must be maintained REVISED</p>	<ul style="list-style-type: none"> ■ AH.2.a Records of breeding and/or rearing herd performance are kept ■ AH.2.b Incidents of tail biting and possible causes are recorded ■ AH.2.c Incidents of facial scarring/udder damage are recorded ■ AH.2.d Mortality records for breeding and post-weaning growing stock are kept, detailing: <ul style="list-style-type: none"> – date – pig type – identity/location (e.g. sow number; e.g. house A pen 5) – dead or euthanased – suspected reason ■ AH.2.e Mortality records for suckling pigs include summary of daily deaths only ■ AH.2.f Overall mortality figures are recorded including (where relevant) <ul style="list-style-type: none"> – pre-weaning mortality – sow and gilt mortality – rearing/finishing mortality ■ AH.2.g Records include slaughterhouse data regarding <ul style="list-style-type: none"> – dead-on-arrivals – condemnations – tail damage (where reported) ■ AH.2.h Health and performance records are kept for at least 2 years 	<p style="text-align: center;">R</p> <ul style="list-style-type: none"> ■ Performance records ■ Tail bite records ■ Facial scarring/udder damage records ■ Mortality records
<p>GUIDANCE: A tail biting 'incident' is defined as a minimum of one pig with a tail wound, or two pigs with bite marks in a pen</p>		
<p>AH.3 Health and performance records must be regularly reviewed REVISED</p>	<p>■ AH.3.a Records are reviewed by the producer at least quarterly</p>	
<p>AH.3.1 (Recommendation) It is recommended to participate in a scheme that monitors and reports carcass conditions, e.g. AHDB Pig Health Scheme NEW</p>		
<p>AIM: The health and welfare of all livestock is being checked and managed</p>		
<p>AH.5 The health and welfare of livestock must be checked regularly</p>	<p>■ AH.5.a All stock is inspected at least once a day</p>	

STANDARDS	HOW YOU WILL BE MEASURED	
AH.5.1 Actions must be taken to rectify all issues raised by vets in Quarterly Veterinary Reports (QVR)	<ul style="list-style-type: none"> ■ AH.5.1.a Evidence that action has been taken to address any issues identified or recommendations made 	<div style="text-align: center;">R</div> <ul style="list-style-type: none"> ■ QVRs for previous 4 quarters
AH.6 Key Livestock must be handled in a way that avoids injury and minimises stress REVISED	<ul style="list-style-type: none"> ■ AH.6.a Pigs are handled and moved calmly without excessive force 	
	<ul style="list-style-type: none"> ■ AH.6.b No goads in use or present on farm 	
	<ul style="list-style-type: none"> ■ AH.6.c Movement boards are only used to encourage pigs in the right direction and for blocking gaps 	
	<ul style="list-style-type: none"> ■ AH.6.d Attempts to move pigs should only be made when there is a clear area for them to move into 	
GUIDANCE <i>See Appendix for more guidance on appropriate handling and moving of pigs</i>		
AH.7 There must be a designated person who has oversight of animal welfare on the unit REVISED	<ul style="list-style-type: none"> ■ AH.7.a Person is named in the VHP 	<div style="text-align: center;">R</div> <ul style="list-style-type: none"> ■ VHP
	<ul style="list-style-type: none"> ■ AH.7.b Person oversees compliance with Scheme requirements and best practice in relation to: <ul style="list-style-type: none"> – husbandry procedures – handling and moving of pigs – identification and management of sick and injured pigs – euthanasia 	
AH.7.1 A copy of the relevant government Code of Practice for the Welfare of Pigs must be available to all persons involved in the care and management of the pigs		<div style="text-align: center;">R</div> <ul style="list-style-type: none"> ■ Hard or electronic copy of relevant Code of Practice
AIM: Effective and appropriate management of sick or injured livestock		
AH.8 Key Sick or injured livestock must receive prompt attention in order that suffering is not prolonged REVISED	<ul style="list-style-type: none"> ■ AH.8.a There is evidence of systems in place to ensure sick and injured livestock are identified and managed appropriately. Where required they are promptly treated and/or moved to segregation facilities or humanely euthanased 	
AH.8.1 Appropriate facilities must be provided for the segregation or isolation of sick or injured livestock REVISED	<ul style="list-style-type: none"> ■ AH.8.1.a Facilities are managed and maintained in accordance with the scheme standards for housing and facilities, feed and water 	
	<ul style="list-style-type: none"> ■ AH.8.1.b Unless passageways are adapted to become a non-thoroughfare and to meet Scheme standards, they may only ever be used as a short-term isolation facility for up to 1 hour 	
	<ul style="list-style-type: none"> ■ AH.8.1.c Lame pigs that have been segregated from the main pen and pigs with a traumatic injury have bedding or some other form of cushioning to prevent slipping and pressure sores 	


Animal Health and Welfare (AH) (continued)

STANDARDS	HOW YOU WILL BE MEASURED	
AH.8.2 Pigs with shoulder sores must be identified and managed	<ul style="list-style-type: none"> ■ AH.8.2.a Managed in accordance with the shoulder sore policy in the VHP 	
AH.8.3 Issues with vice (tail biting, ear biting, flank biting) must be identified and managed	<ul style="list-style-type: none"> ■ AH.8.3.a Managed in accordance with the vice action plan in the VHP 	
AH.9 Persons conducting euthanasia of livestock must be trained and deemed competent REVISED	<ul style="list-style-type: none"> ■ AH.9.a Training covers the following learning outcomes: <ul style="list-style-type: none"> – the recommendations of the latest version of the PVS Casualty Pig – the handling and restraint of pigs before they are euthanised – the acceptable methods of emergency euthanasia of pigs of different sizes – the parameters for the different methods (e.g. position of shot) – the signs of an effective stun/kill and what to do if the method is ineffective – maintenance of equipment – emergency procedures 	<div style="text-align: center; border: 1px solid #0070C0; border-radius: 50%; width: 30px; height: 30px; margin: 0 auto; line-height: 30px; font-weight: bold; color: #0070C0;">R</div> <ul style="list-style-type: none"> ■ Record of training documented in training records ■ List of those deemed competent in VHP/Euthanasia Policy ■ Record of reassessment of competency in training records
	<ul style="list-style-type: none"> ■ AH.9.b Training in euthanasia includes theory and practical elements and can be delivered by: <ul style="list-style-type: none"> – experienced vet registered with the RT scheme – Humane Slaughter Association On-Farm Killing or Slaughter of Red Meat Animals – Theory course (supplemented with supervised practical training) 	
	<ul style="list-style-type: none"> ■ AH.9.c Whilst persons are being trained they are always under direct supervision when undertaking euthanasia, of either a vet or a suitable trained and competent person as signed off by a vet 	
	<ul style="list-style-type: none"> ■ AH.9.d Competence is assessed and signed off by an experienced vet registered with the RT scheme 	
	<ul style="list-style-type: none"> ■ AH.9.e Competence of all persons that carry out euthanasia is reassessed by the vet at least every 2 years and documented in training records 	
<p>GUIDANCE: <i>Initial sign-off of a person's competency by a vet must include practical demonstration of euthanasia. However, the method of subsequent reassessment of competency should be as determined by the designated vet and may or may not include practical demonstration of euthanasia, depending on the person's knowledge and skills.</i></p>		

STANDARDS	HOW YOU WILL BE MEASURED	
<p>AH.9.1 A documented Euthanasia Policy must be in place REVISED</p>	<p>■ AH.9.1.a Policy includes:</p> <ul style="list-style-type: none"> – methods used for all classes of pigs – names of persons signed off as competent in each method (may be listed separately in VHP) – details of checks for effectiveness of euthanasia – actions to be taken in the event of an ineffective kill – contingency procedures in the event of equipment failure or unavailability of a trained and competent person 	<p>R</p> <p>■ Euthanasia Policy</p>
<p>■ AH.9.1.b Only legally permitted methods are used</p>		
<p>■ AH.9.1.c Policy is signed by:</p> <ul style="list-style-type: none"> – the designated person responsible for animal welfare to confirm understanding – the farm's designated vet to confirm it is appropriate 		
<p>■ AH.9.1.d Policy is followed</p>		
<p>AH.9.2 All persons that euthanase pigs must be familiar with the content of the latest version of the Pig Veterinary Society Casualty Pig document REVISED</p>	<p>■ AH.9.2.a Document is signed by all to confirm understanding</p>	<p>R</p> <p>■ PVS Casualty Pig</p>
<p>AH.9.3 Where a mechanical device is used for piglet euthanasia it must be appropriate and used humanely NEW</p>	<p>■ AH.9.3.a Only devices delivering a minimum of 27.7 joules (J) energy (as described in manufacturer's specification) are used</p>	
	<p>■ AH.9.3.b Piglets are restrained appropriately, as described by the manufacturer, to ensure maximum energy transfer</p>	
<p>AH.9.4 Steps must be taken to carry out euthanasia of pigs in a location that avoids unnecessary suffering of the animal and distress to potential onlookers NEW</p>		
<p>AH.9.5 Checks must be made to ensure method of euthanasia is effective NEW</p>	<p>■ AH.9.5.a Checks are carried out immediately after euthanasia to ensure no signs of life</p>	
<p>AH.9.6 A person with training and competence in relevant methods of euthanasia must be present on the unit or able to attend within 60 minutes</p>		
<p>AH.9.7 A Welfare at the Time of Killing (WATOK) licence must be held where required</p>	<p>■ AH.9.7.a Outside contractors who carry out euthanasia on the unit (excluding vets) hold a WATOK licence</p>	<p>R</p> <p>■ WATOK licence or written confirmation that a licence is held</p>

Animal Health and Welfare (AH) (continued)

STANDARDS	HOW YOU WILL BE MEASURED	
AIM: There is regular veterinary oversight of animal health and welfare on the unit		
AH.10 The unit must retain the services of a designated veterinary surgeon that has overall responsibility for the veterinary care of the pigs REVISED	<ul style="list-style-type: none"> ■ AH.10.a Only vets registered with Red Tractor Assurance and with current Pig Veterinary Society membership can assess farms against relevant aspects of these Standards 	
AH.10.1 Key The designated vet (or nominated vet from the same practice) undertakes quarterly visits to the unit REVISED	<ul style="list-style-type: none"> ■ AH.10.1.a A Quarterly Veterinary Report (QVR) is completed by the vet for each visit and submitted to the farm's certification body 	<div style="text-align: center;">R</div> <ul style="list-style-type: none"> ■ QVRs for previous four quarters available at audit
	<ul style="list-style-type: none"> ■ AH.10.1.b Quarterly vet visits are never more than 20 weeks apart 	
GUIDANCE <i>For new batch production rearing sites, a vet should carry out at least one visit to the site and complete a Quarterly Veterinary Report, even if the pigs will not spend one whole quarter on the unit.</i>		
AH.11 Key Real Welfare assessments are carried out on all units rearing pigs greater than 50kg REVISED	<ul style="list-style-type: none"> ■ AH.11.a Assessments are carried out in line with the AHDB Pork protocol, including the appropriate sample size 	<div style="text-align: center;">R</div> <ul style="list-style-type: none"> ■ QVRs for previous four quarters
	<ul style="list-style-type: none"> ■ AH.11.b Only vets that have undertaken AHDB Pork Real Welfare training, including refresher training when required, can carry out Real Welfare assessments 	
GUIDANCE <i>For units of 300 finisher places or less, a minimum of 300 pigs should be sampled each year</i> <i>For units of 900 finisher places or more, a total of 900 pigs should be sampled per year</i> <i>For units of 300-900 finisher places, a representative proportion should be sampled per year</i>		
AIM: The welfare needs of livestock are met		
AH.12 Key Pigs must have permanent access to environmental enrichment in order to satisfy their investigation and manipulation behavioural requirements REVISED	<ul style="list-style-type: none"> ■ AH.12.a All pigs, including sows and piglets in farrowing pens, dry sows and boars, have access to enrichment 	
	<ul style="list-style-type: none"> ■ AH.12.b Enrichment is permanently available 	
	<ul style="list-style-type: none"> ■ AH.12.c Enrichment classed as 'optimal' may be used alone, while 'suboptimal' enrichment is used in combination with additional different enrichment from any category 	
	<ul style="list-style-type: none"> ■ AH.12.d The following 'marginal interest' objects are only permissible when 'optimal' or 'suboptimal' enrichment objects/materials are also provided: <ul style="list-style-type: none"> – chains – ball/footballs – hard plastic – soft plastic piping – rubber 	
	<ul style="list-style-type: none"> ■ AH.12.e Pig interaction with environmental enrichment is not compromised by the amount provided, positioning, or size 	
	<ul style="list-style-type: none"> ■ AH.12.f Enrichment is not hazardous to pigs and root vegetables and other feed materials provided as enrichment are sourced in accordance with scheme feed standards. Mushroom compost, peat and recycled manure solids ("green bedding") are not permitted 	
	<ul style="list-style-type: none"> ■ AH.12.g Enrichment is not heavily soiled 	


STANDARDS	HOW YOU WILL BE MEASURED	
<p>GUIDANCE</p> <p><i>Classifications of enrichment (optimal, suboptimal and of marginal interest) can be found in the latest Defra Code of Recommendations for the Welfare of Pigs and RT Appendix</i></p>		
<p>AH.13</p> <p>Piglets may only be weaned from the sow at an age less than 28 days under certain circumstances</p>	<p>■ AH.13.a</p> <p>Piglets may be weaned up to 7 days earlier if moved into specialised housing which:</p> <ul style="list-style-type: none"> – has been emptied and thoroughly cleaned and disinfected – is separate from housing where sows are kept <p>■ AH.13.b</p> <p>Removal of piglets from a sow at an age earlier than 21 days is only permitted if the health and welfare of the piglets or dam would otherwise be adversely affected</p>	
<p>AH.14</p> <p>Supplementary rearing accommodation (“rescue decks”) must be managed appropriately</p>	<p>■ AH.14.a</p> <p>Declaration to this effect signed by the vet on the QVRs</p>	<p style="text-align: center;">R</p> <p>■ QVRs for previous four quarters</p>
<p> WHERE TO FIND HELP</p> <ul style="list-style-type: none"> ■ DEFRA Code of Practice for the welfare of pigs: https://www.gov.uk/government/publications/pigs-on-farm-welfare ■ AHDB Pig Health Scheme: https://ahdb.org.uk/pig-health-scheme ■ AHDB guidance on moving and handling pigs: https://ahdb.org.uk/moving-and-handling-pigs ■ Pig Veterinary Society resources including PVS Casualty Pig: https://www.pigvetsoc.org.uk/media_categories/view/13/page:2 ■ Humane Slaughter Association guidance and services <ul style="list-style-type: none"> – https://www.hsa.org.uk/training-education/training-education (training) – https://www.hsa.org.uk/downloads/on-farm-killing-of-new-born-livestock-november-2020.pdf (on-farm human killing of neonate pigs) – https://www.hsa.org.uk/downloads/publications/emergencyslaughterdownload-updated-2020.pdf (emergency killing) ■ To check PVS membership status of vets visit: https://www.pigvetsoc.org.uk/membership-checker ■ AHDB Real Welfare scheme for monitoring welfare outcomes: https://ahdb.org.uk/real-welfare ■ AHDB guidance on environmental enrichment for pigs: https://ahdb.org.uk/knowledge-library/environmental-enrichment-for-pigs ■ AHDB guidance on weaning and small pig management: https://ahdb.org.uk/knowledge-library/weaning-and-small-pig-management 		

Husbandry Procedures (HP)

STANDARDS	HOW YOU WILL BE MEASURED	
AIM: Responsible and competent undertaking of husbandry procedures		
<p>HP.1 Husbandry procedures must be carried out appropriately REVISED</p>	<ul style="list-style-type: none"> ■ HP.1.a Ear tagging/notching, slapmarking, tattooing and tusk trimming are only performed by demonstrably competent persons ■ HP.1.b Records are kept of the persons who perform specific husbandry procedures ■ HP.1.c Only husbandry procedures detailed in the VHP are carried out ■ HP.1.d Procedures other than those specifically listed in the Red Tractor Pigs Scheme* are only carried out under veterinary direction, details of which are outlined in the VHP ■ HP.1.e Multiple notching is only carried out as a last resort in pedigree breeding where pig colouring prevents the use of tattooing. Otherwise, only a single ear notch is permitted (1 notch in 1 ear) ■ HP.1.f Ear notching is only carried out on pigs up to 7 days of age 	<p style="text-align: center;">R</p> <ul style="list-style-type: none"> ■ Record(s) of persons that perform husbandry procedures ■ VHP
<p>GUIDANCE</p> <p><i>*Husbandry procedures referenced in the Red Tractor Pigs Scheme are as follows: ear tagging/notching, slapmarking, tattooing, tusk trimming, tail docking, teeth reduction and nose-ringing.</i></p> <p><i>'Under veterinary direction' means that the veterinary surgeon instructs the farmer/stockperson as to the task(s) to be performed, but is not necessarily present when it is carried out</i></p> <p><i>A person is considered "competent" when they can demonstrate they understand the tasks they are required to do and how to undertake them correctly, e.g. how to use equipment</i></p>		
<p>HP.2 Key Surgical castration is not permitted REVISED</p>	<ul style="list-style-type: none"> ■ HP.2.a Use of immunological products that temporarily suppress testicular function is permitted, but only upon receipt of permission in writing from the member's processor customers 	<p style="text-align: center;">R</p> <ul style="list-style-type: none"> ■ Processor permission
<p>HP.3 Where tail docking is carried out, there must be documented evidence in place to justify the need REVISED</p>	<ul style="list-style-type: none"> ■ HP.3.a Tail docking is only carried out as a last resort under written veterinary approval, given on at least a quarterly basis via the QVR ■ HP.3.b Veterinary approval for tail docking is supported by a written review, conducted on a quarterly basis, taking into account: <ul style="list-style-type: none"> – farm-specific risks – measures undertaken to minimise risk of biting (other than docking) – records of tail biting (may be documented separately) 	<p style="text-align: center;">R</p> <ul style="list-style-type: none"> ■ QVRs ■ Documented veterinary review of risk of tail biting and need for docking

STANDARDS	HOW YOU WILL BE MEASURED	
<p>HP.3.1 Key Measures must be in place on all units to minimise risk of tail biting and avoid the need for tail docking NEW</p>	<p>■ HP.3.1.a A risk assessment is carried out to identify farm-specific risk factors for tail biting on the unit</p>	<p>R</p> <ul style="list-style-type: none"> ■ Documented risk assessment ■ Documented action plan
<p>■ HP.3.1.b Risk assessment is carried out at least annually</p>		
<p>■ HP.3.1.c Where tail-docked pigs are being reared an action plan outlining measures to be implemented to minimise risk of tail biting and need for docking is in place, including timescales for implementation</p>		
<p>■ HP.3.1.d The action plan is being implemented</p>		
<p>HP.3.2 Tail docking is carried out appropriately REVISED</p>	<p>■ HP.3.2.a Only persons deemed competent to by a vet perform tail docking, unless supervised by a trained and competent person</p>	<p>R</p> <ul style="list-style-type: none"> ■ List of those deemed competent in VHP
<p>■ HP.3.2.b Only carried out on pigs up to 72 hours old</p>		
<p>■ HP.3.2.c Tails are docked to a uniform length</p>		
<p>■ HP.3.2.d Equipment is cleaned and disinfected between each litter of pigs</p>		
<p>■ HP.3.2.e Equipment is different to that used to carry out teeth reduction</p>		
<p>HP.4 Routine teeth reduction is not permitted REVISED</p>	<p>■ HP.4.a Tooth reduction is only carried out as a last resort under written veterinary approval, given on at least a quarterly basis via the QVR</p>	<p>R</p> <ul style="list-style-type: none"> ■ QVRs ■ Documented veterinary review justifying need for tooth reduction
<p>■ HP.4.b Veterinary approval for tooth reduction is supported by a written review, conducted on a quarterly basis, taking into account: – records of facial scarring and udder damage (may be documented separately)</p>		
<p>HP.4.1 Teeth reduction is carried out appropriately REVISED</p>	<p>■ HP.4.1.a Only persons deemed competent to by a vet perform teeth reduction, unless supervised by a trained and competent person</p>	<p>R</p> <ul style="list-style-type: none"> ■ List of those deemed competent in VHP
<p>■ HP.4.1.b Only carried out on pigs up to 72 hours old</p>		
<p>■ HP.4.1.c A smooth intact surface is left and the pulp cavity is not exposed</p>		
<p>■ HP.4.1.d Equipment is cleaned and disinfected between each litter of pigs</p>		


Husbandry Procedures (HP) (continued)

STANDARDS	HOW YOU WILL BE MEASURED	
<p>HP.5 Nose ringing must only be carried out by demonstrably competent persons</p> <p>REVISED</p>	<ul style="list-style-type: none"> ■ HP.5.a Only persons deemed competent to by a vet carry out nose-ringing, unless supervised by a trained and competent person 	<div style="border: 1px solid black; border-radius: 50%; width: 30px; height: 30px; display: flex; align-items: center; justify-content: center; margin: 0 auto;">R</div> <ul style="list-style-type: none"> ■ List of those deemed competent in VHP
<p>HP.5.1 Nose-ringing may only be carried out in accordance with the Scheme requirements</p> <p>REVISED</p>	<ul style="list-style-type: none"> ■ HP.5.1.a Only sows with access to paddocks (for all or some of the production cycle) may be ringed 	
	<ul style="list-style-type: none"> ■ HP.5.1.b Only a single septum ring is permitted. Disc rings (also known as “clip” or “boss” rings) are not permitted 	
	<ul style="list-style-type: none"> ■ HP.5.1.c Nose ringing is only carried out to prevent damage to paddocks and/or protect pig welfare 	
<div style="display: flex; align-items: flex-start;"> <div style="margin-right: 10px;">  </div> <div> <p>WHERE TO FIND HELP</p> <ul style="list-style-type: none"> ■ AHDB’s Tail Biting WebHAT (Web-based Husbandry Advisory Tool) provides information about the key risks for tail biting and practical suggestions to help reduce them on farm. There are a range of templates available for recording risk factors, incidents of tail biting, early warning signs and likely causes https://webhat.ahdb.org.uk/ ■ AHDB guidance on teeth reduction for piglets: https://ahdb.org.uk/knowledge-library/teeth-reduction-for-piglets </div> </div>		

Biosecurity and Disease Control (BI)

STANDARDS	HOW YOU WILL BE MEASURED	
AIM: Effective biosecurity measures to prevent the spread of disease and protect food safety and animal health		
BI.1 Key A documented Biosecurity Policy must be in place REVISED	<ul style="list-style-type: none"> ■ BI.1.a Policy is specific to the farm ■ BI.1.b Policy details control measures to minimise the spread of disease on farm and between farms, including risks from: <ul style="list-style-type: none"> – incoming stock – equipment – vehicles – visitors ■ BI.1.c Policy is being implemented 	<div style="border: 1px solid black; border-radius: 50%; width: 30px; height: 30px; display: flex; align-items: center; justify-content: center; margin: 0 auto;">R</div> <p>■ Biosecurity Policy</p>
BI.2 Access to pig areas must be controlled as much as reasonably possible and visitor records must be kept REVISED	<ul style="list-style-type: none"> ■ BI.2.a A record is kept of all visitors (including vets and fieldstaff), detailing: <ul style="list-style-type: none"> – date – name – organisation – purpose of visit – date of last contact with pigs – confirmation of no vomiting, diarrhoea or flu-like symptoms in the last 24 hours ■ BI.2.b Any person that poses a significant risk to the health and welfare of the pigs is refused entry 	<div style="border: 1px solid black; border-radius: 50%; width: 30px; height: 30px; display: flex; align-items: center; justify-content: center; margin: 0 auto;">R</div> <p>■ Visitor record</p>
BI.3 The biosecure areas on the farm must be defined REVISED	<ul style="list-style-type: none"> ■ BI.3.a Biosecure areas indicated on farm map(s) ■ BI.3.b There is an overall site biosecure area and within that there are specific biosecure areas including, but not limited to, each pig area, feed stores ■ BI.3.c There are visible markers at vehicle entry points into biosecure areas 	<div style="border: 1px solid black; border-radius: 50%; width: 30px; height: 30px; display: flex; align-items: center; justify-content: center; margin: 0 auto;">R</div> <p>■ Farm map(s) indicating biosecure areas</p>
<p>GUIDANCE</p> <p><i>The overall site biosecure area should encompass wider areas of the unit, such as the yard, which are accessed by persons involved in the care of the pigs and which pigs may be moved to or through. The overall site biosecure area may or may not be defined by the farm's perimeter boundary. Visible markers at entry points into overall site and other biosecure areas may take the form of a line on the ground, a sign, and/or other similar physical indicators to alert the driver they are entering a biosecure area.</i></p>		
BI.4 (Recommendation) It is recommended that vehicles collecting and delivering livestock do not enter the site biosecure area NEW	<ul style="list-style-type: none"> ■ BI.4.a <i>It is recommended that livestock collection/delivery is done at the perimeter of the site biosecure area, on sites where breeding stock are present and/or finishers are not collected on an All-In-All-Out basis</i> 	
BI.4.1 Fallen stock collection vehicles must not enter the site biosecure area NEW		

Biosecurity and Disease Control (BI) (continued)

STANDARDS	HOW YOU WILL BE MEASURED	
BI.5 On entry to a biosecure area all staff and visitors must be wearing clean footwear and clean clothing	<ul style="list-style-type: none"> ■ BI.5.a Staff clothing and/or overalls are not excessively soiled 	
	<ul style="list-style-type: none"> ■ BI.5.b Visitors are provided with farm-dedicated clothing/overalls, or new disposable overalls, and footwear or new robust overshoes 	
BI.7 Hand cleanliness is maintained UPGRADED	<ul style="list-style-type: none"> ■ BI.7.a Means to clean and disinfect hands are available 	
	<ul style="list-style-type: none"> ■ BI.7.b Hands are washed or sanitised prior to starting work, after handling deadstock, before and after meals and after visits to the toilet 	
BI.9 General site biosecurity measures are in place	<ul style="list-style-type: none"> ■ BI.9.a Toilets, offices, stores and break rooms are kept clean and tidy 	
	<ul style="list-style-type: none"> ■ BI.9.b There is no smoking or consumption of food within pig areas 	
	<ul style="list-style-type: none"> ■ BI.9.c Pigmeat products are not brought into the overall site biosecure area 	
AIM: Timely reporting of disease outbreaks to enable effective control		
BI.11 All units must be a member of the AHDB Significant Diseases Charter or Scottish Pig Health Charter and report in line with the Terms and Conditions NEW	<ul style="list-style-type: none"> ■ BI.11.a Evidence that the site is signed up to the Charter 	<div style="display: flex; align-items: center; justify-content: center;"> <div style="border: 1px solid #0070C0; border-radius: 50%; width: 30px; height: 30px; display: flex; align-items: center; justify-content: center; margin-right: 10px;"> R </div> <div style="text-align: left;"> <ul style="list-style-type: none"> ■ Site status on PigHub ■ QVRs for previous four quarters </div> </div>
	<ul style="list-style-type: none"> ■ BI.11.b Vet declaration on QVRs confirms diseases have been reported in line with the T&Cs of the Charter 	
<div style="display: flex; align-items: flex-start; padding: 5px;"> <div style="margin-right: 10px;">  </div> <div> <p>WHERE TO FIND HELP</p> <ul style="list-style-type: none"> ■ AHDB guidance on biosecurity on pig farms: https://ahdb.org.uk/knowledge-library/biosecurity-on-pig-farms ■ AHDB Significant Diseases Charter: https://ahdb.org.uk/knowledge-library/significant-diseases-charter </div> </div>		

Animal Medicines (AM)

STANDARDS	HOW YOU WILL BE MEASURED	
AIM: Responsible and competent use of medicines and veterinary treatments		
AM.1 Key Only authorised veterinary medicines are used	<ul style="list-style-type: none"> ■ AM.1.a POM-V products are prescribed by a vet 	
	<ul style="list-style-type: none"> ■ AM.1.b POM-VPS products are prescribed by a vet, pharmacist or Suitably Qualified Person (SQP) /Registered Animal Medicines Advisor (RAMA) 	
AM.2 Key Veterinary medicines must be used appropriately REVISED	<ul style="list-style-type: none"> ■ AM.2.a Prescription-only medicines are used in accordance with the prescription 	
	<ul style="list-style-type: none"> ■ AM.2.b General Sales Medicines (AVM-GSL) (non-prescription) are used in accordance with manufacturers' or veterinary instructions 	
	<ul style="list-style-type: none"> ■ AM.2.c Expired medicines and open medicines not used within specified timescale (in-use shelf-life) are not used 	
<p>GUIDANCE</p> <p>A Veterinary Medicinal Product is legally defined as:</p> <ul style="list-style-type: none"> – any substance or combination of substances presented as having properties for treating or preventing disease in animals – any substance or combination of substances that may be used in, or administered to, animals with a view either to restoring, correcting or modifying physiological functions by exerting a pharmacological, immunological or metabolic action, or to making a medical diagnosis. <p>Veterinary medicinal products used to treat and prevent disease in farm animals include, but are not limited to, vaccines, ecto- and endoparasiticides, antibiotics, anti-inflammatories and anesthetics.</p> <p>POM-V stands for 'Prescription Only Medicine – Veterinarian' and these veterinary products may only be supplied upon prescription by a veterinary surgeon for animals under their care. All antibiotics for food-producing animals are classified as POM-V.</p> <p>POM-VPS stands for 'Prescription-Only Medicine – Veterinarian, Pharmacist, Suitably Qualified Person (SQP, also known as RAMA – Registered Animal Medicines Advisor)' and these products may be prescribed by these registered qualified persons.</p> <p>The use of antibiotics as growth promoters is illegal.</p>		
AM.3 Veterinary medicines must only be administered by demonstrably competent persons	<ul style="list-style-type: none"> ■ AM.3.a Persons that inject pigs are deemed competent by a vet 	<div style="text-align: center;">R</div> <ul style="list-style-type: none"> ■ List of those deemed competent in VHP
AM.3.1 At least one person who is responsible for overseeing use of medicines on the unit has undertaken training and holds a certificate of competence/attendance from training undertaken since January 2018 NEW	<ul style="list-style-type: none"> ■ AM.3.1.a Training course covers at least: <ul style="list-style-type: none"> – medicine types – antibiotic classes – medicine handling, administration and storage – recording requirements – avoiding residues – antimicrobial resistance – responsible use of antibiotics 	<div style="text-align: center;">R</div> <ul style="list-style-type: none"> ■ Certificate of competence/attendance ■ Training records
<p>GUIDANCE</p> <p>Courses include, but are not limited to, City & Guilds, NOAH/Lantra Antimicrobial Best Practice (Pig modules) and veterinary led training courses, as approved by Red Tractor. A list of approved courses can be found on the Red Tractor Assurance website. Certificates obtained from courses undertaken between 1 January 2018 and 31st October 2021 are acceptable as evidence of compliance, regardless of whether approved or not.</p> <p>Fieldspeople attending contract sites may be considered as a person responsible for overseeing use of medicines on the unit. However if there is someone on the unit that is responsible for management of medicines that person must also have undertaken training.</p>		

Animal Medicines (AM) (continued)


STANDARDS	HOW YOU WILL BE MEASURED	
AIM: Safe, secure and responsible management of medicines		
<p>AM.4 Veterinary medicines must be stored appropriately REVISED</p>	<ul style="list-style-type: none"> ■ AM.4.a Kept in a locked storage facility/room ■ AM.4.b Stored in accordance with the manufacturer's instructions ■ AM.4.c Medicated feed is kept in separate clearly labelled bulk storage or bags ■ AM.4.d Medicines are not stored in the same refrigerator as food/drink ■ AM.4.e Refrigerators are temperature checked at least weekly, whenever medicines are stored in them ■ AM.4.f Refrigerator temperature is within appropriate range for the products stored within 	<p style="text-align: center;">R</p> <ul style="list-style-type: none"> ■ Refrigerator temperature records
<p>AM.5 Purchase records for all veterinary medicines must be kept</p>	<ul style="list-style-type: none"> ■ AM.5.a Records detail: <ul style="list-style-type: none"> – identity of medicine – quantity – date of purchase – supplier name and address – batch number(s) <ul style="list-style-type: none"> – <i>and assigned bottle number if using for administration records</i> – expiry date(s) ■ AM.5.b Medicine purchase records are kept for 5 years ■ AM.5.c Medicated Feedingstuffs Prescriptions (MFSPs) are kept for 5 years 	<p style="text-align: center;">R</p> <ul style="list-style-type: none"> ■ Medicine purchase records ■ MFSPs (may be held centrally by parent company)
<p>GUIDANCE Assigned bottle number allows members to assign a bottle number in the purchase records and note the assigned number in the administration records and for those bulk buying medication so individual bottles can be accounted for in records.</p>		

STANDARDS	HOW YOU WILL BE MEASURED	
<p>AM.6 Key Records must be kept of all administered veterinary medicines (paper and/or electronic) REVISED</p>	<p>■ AM.6.a Records detail:</p> <ul style="list-style-type: none"> – identity of medicine – date of administration – quantity administered – length of withdrawal period for meat – identification of the animal or group of animals administered – batch number or assigned bottle number linked back to purchase records – number of animals treated – date treatment finished – date animal becomes fit for human consumption – name of person administering medicine – reason for treatment 	<p>R</p> <p>■ Medicine administration records</p>
<p>■ AM.6.b Medicine administration records are kept for 5 years</p>		
<p>GUIDANCE</p> <p>The required information does not need to be in a single location (e.g. a medicine book); it can be stored in a combination of documents. However, a farm must be able to demonstrate how the information can be collated to correlate administration of particular medicines to specific groups of pigs so as to ensure the food chain is protected and any use of medicines is traceable.</p> <p>For example, medicines administered routinely to groups of animals, such as vaccines, need not be individually entered in the medicine book. This could be a list in the VHP, medicine book or other document covering the necessary information will suffice as long as it can be correlated against other farm records such as farrowing/service records and associated medicine purchase records.</p>		
<p>AM.7 Veterinary medicines, their containers and administration equipment must be disposed of responsibly REVISED</p>	<p>■ AM.7.a Expired and unusable medicines awaiting disposal are stored separately to in-use medicines</p>	<p>R</p> <p>■ Medicine disposal records ■ Waste transfer note/receipt</p>
<p>■ AM.7.b Used needles and blades are stored in a dedicated sharps container pending disposal</p>		
<p>■ AM.7.c Records of medicine disposal are kept, detailing:</p> <ul style="list-style-type: none"> – identity of medicine – batch/bottle number – quantity – date of disposal – route of disposal 		
<p>■ AM.7.d Medicines, their containers and administration equipment are disposed of through the supplier, a registered waste disposal contractor or local authority, referring to the product literature for further guidance</p>		
<p>■ AM.7.e Unused AI packs, which contain antibiotics, are disposed of as pharmacy waste not in the general waste</p>		
<p>AM.8 Key Total antibiotics* used must be collated and uploaded onto AHDB Pork's electronic medicine book (eMB)</p>	<p>■ AM.8.a Data is uploaded on a quarterly basis, within 6 weeks from the last day of each quarter</p>	<p>R</p> <p>■ Previous four eMB reports</p>
<p>GUIDANCE</p> <p>*NB this is only required for antibiotics, not other medicines or feed additives. It is not a requirement to use eMB as a daily record of medicines administered, although producers are free to do this if they wish.</p>		
<p>AM.8.1 Collated antibiotic data must be reviewed at least annually with the designated vet REVISED</p>	<p>■ AM.8.1.a As part of the review the vet makes recommendations for alternative disease prevention and control measures to minimise prophylactic use of antibiotics, where possible</p>	<p>R</p> <p>■ Record of review</p>

Animal Medicines (AM) (continued)


STANDARDS	HOW YOU WILL BE MEASURED	
<p>AM.8.2 Persistent high users of antibiotics* must develop and implement an Antibiotic Reduction Plan, in conjunction with their designated vet NEW</p> <p><i>*as defined, and kept under review, by the Pig Health and Welfare Council; indicated on the most recent eMB report</i></p>	<p>■ AM.8.2.a The Pig Health and Welfare Council's template Antibiotic Reduction Plan is used to outline actions and monitor progress</p>	<p>R</p> <ul style="list-style-type: none"> ■ Antibiotic Reduction Plan ■ Previous four QVRs
<p>■ AM.8.2.b Antibiotic Reduction Plan outlines actions to be taken to reduce antibiotic use, with clear timescales for delivery</p>	<p>■ AM.8.2.c Antibiotic Reduction Plan is being implemented, as indicated by vet on the QVR</p>	
<p>AM.9 Key Use of HP-CIA antibiotics (i.e. those belonging to Category B "Restrict", as defined by the European Medicines Agency), must only be as a last resort, under veterinary direction REVISED</p>	<p>■ AM.9.a Use is supported by a veterinary statement outlining the justification for use, including sensitivity testing and/or diagnostics (this can occur parallel with treatment)</p>	
<p>AM.9.1 The vet must at all times prescribe antibiotics in accordance with the Pig Veterinary Society (PVS) Prescribing Principles for Antimicrobials, which reflect RUMA guidelines</p>	<p>■ AM.9.1.a Declaration to this effect signed by the vet on the previous four QVRs</p>	<p>R</p> <ul style="list-style-type: none"> ■ QVRs
<p>AM.9.2 The producer must take ultimate responsibility for all antibiotic use on the unit</p>	<p>■ AM.9.2.a Declaration to this effect signed by the producer on the previous four QVRs</p>	<p>R</p> <ul style="list-style-type: none"> ■ QVRs
<p>AIM: Prevention of contamination of food</p>		
<p>AM.10 Key Systems must be in place to ensure livestock receiving veterinary medicines are not presented for slaughter before the withdrawal period has expired REVISED</p>	<p>■ AM.10.a Treated livestock are identifiable for the entire withdrawal period</p>	
	<p>■ AM.10.b Prescribed withdrawal periods are complied with</p>	
<p>GUIDANCE <i>Ensuring treated livestock are "identifiable" may be achieved in different ways. It is not a specific requirement that treated animals are physically marked, although this is one way of ensuring animals are identifiable. The key is that it is possible, through systems employed on the farm, to identify treated animals to protect the food supply chain.</i></p>		
<p>AM.11 Procedures must be in place to deal appropriately with needles or part needles remaining in livestock REVISED</p>	<p>■ AM.11.a Broken needle policy detailing: – how the animal should be identified – procedures around informing the abattoir if sent for slaughter – records to be kept</p>	<p>R</p> <ul style="list-style-type: none"> ■ Broken needle policy
<p>■ AM.11.b Broken needle policy is followed</p>	<p>■ AM.11.c Livestock containing broken needles may only be sold for slaughter if the animal is identifiable up to the time of slaughter</p>	
<p>WHERE TO FIND HELP</p>	<p>■ NOAH Compendium of authorised veterinary medicine datasheets: https://www.noahcompendium.co.uk/ ■ Responsible Use of Medicines in Agriculture (RUMA) Alliance: https://www.ruma.org.uk/ ■ Pig Health & Welfare Council practical guide to responsible use of antibiotics on pig farms: https://ahdb.org.uk/knowledge-library/phwc-antimicrobial-usage ■ eMB electronic medicine book for pigs: https://emb-pigs.ahdb.org.uk/ ■ PVS Prescribing Principles for Antimicrobials: https://www.pigvetsoc.org.uk/resources/pvs-documents ■ European Medicines Agency categorisation of antibiotics used in animals: https://www.ema.europa.eu/en/documents/report/infographic-categorisation-antibiotics-use-animals-prudent-responsible-use_en.pdf</p>	

Fallen Stock (FS)

STANDARDS	HOW YOU WILL BE MEASURED	
AIM: Fallen stock, including euthanased, still births and afterbirths are managed in such a way to prevent risk of environmental contamination and spread of disease		
FS.1 Fallen stock must be removed from housing/pens/fields	<ul style="list-style-type: none"> ■ FS.1.a Evidence that checks for fallen stock are regularly conducted and any found are promptly removed 	
FS.2 Key Fallen stock must be stored securely and in a manner that minimises the risk of contamination REVISED	<ul style="list-style-type: none"> ■ FS.2.a Fallen stock is stored in a manner that prevents access by vermin and other animals and ensures any effluent is contained 	
	<ul style="list-style-type: none"> ■ FS.2.b Containers are used to store fallen stock and containers are locked unless empty 	
	<ul style="list-style-type: none"> ■ FS.2.c Where it is not possible to store fallen adult breeding stock in a container a dedicated area within a building, locked when unattended, may be used 	
	<ul style="list-style-type: none"> ■ FS.2.d Where an incinerator is used as storage, additional storage facilities are available for when the incinerator is running and/or malfunctional 	
FS.2.1 (Recommendation) <i>It is recommended that fallen stock are marked with indelible dye when placed into fallen stock storage</i> NEW		
FS.3 Carcases must be disposed of correctly either by a licensed collector or by approved on-farm incineration	<ul style="list-style-type: none"> ■ FS.3.a Carcases disposed of before they present an infestation/ health risk 	<div style="text-align: center; font-size: 24px; font-weight: bold; border: 1px solid #0070C0; border-radius: 50%; width: 30px; height: 30px; margin: 0 auto; display: inline-block; line-height: 30px;">R</div> <ul style="list-style-type: none"> ■ Competent Authority Incinerator Approval ■ Incinerator service report ■ Collection records
	<ul style="list-style-type: none"> ■ FS.3.b Carcases collected by or taken to a licensed fallen stock collector 	
	<ul style="list-style-type: none"> ■ FS.3.c No evidence of carcasses being disposed of by burning or burying (other than by incineration) 	
	<ul style="list-style-type: none"> ■ FS.3.d On-farm incinerators are covered by species-specific approval document issued by the relevant competent authority 	
	<ul style="list-style-type: none"> ■ FS.3.e Incinerator is serviced annually by manufacturer or competent person and written confirmation is provided to show incinerator continues to operate in accordance with manufacturer's standards 	
	<ul style="list-style-type: none"> ■ FS.3.f Ash from incinerator is disposed of by mixing with manure and spreading on agricultural land and is covered by an exemption from the Environment Agency 	
	<ul style="list-style-type: none"> ■ FS.3.g Collection records are kept for 2 years 	
<div style="display: flex; align-items: flex-start;"> <div style="margin-right: 10px;">  </div> <div> <p>WHERE TO FIND HELP</p> <ul style="list-style-type: none"> ■ Government guidance on fallen stock and safe disposal of dead animals: https://www.gov.uk/guidance/fallen-stock ■ National Fallen Stock Company (NFSCo) collection and disposal service for farmers: http://www.nfscoco.uk/ ■ AHDB guidance on disposal of fallen stock: https://ahdb.org.uk/knowledge-library/disposal-of-fallen-livestock ■ Government guidance on incineration of animal by-products: https://www.gov.uk/guidance/animal-by-products-how-to-burn-them-at-an-incinerator-site </div> </div>		

Livestock Transport (LT)

STANDARDS	HOW YOU WILL BE MEASURED
AIM: The health and welfare of livestock is managed during transportation	
<p>LT.1 Key Vehicles used maintain the health and welfare of livestock being transported REVISED</p>	<ul style="list-style-type: none"> ■ LT.1.a Headroom that allows livestock to stand in a natural position ■ LT.1.b Non-slip flooring ■ LT.1.c Flooring that prevents the leakage of faeces and urine (as far as practicable) ■ LT.1.d No sharp edges, projections or other hazards which may cause injury ■ LT.1.e Adequate ventilation ■ LT.1.f Partitions are appropriately designed, constructed and positioned ■ LT.1.g For journeys over 8 hours, partitions are provided. For journeys less than 8 hours, partitions are provided as necessary to allow segregation of stock and prevent individual or small groups of animals from injury ■ LT.1.h Vehicle is secure with side gates to prevent livestock escaping during loading/unloading and whilst on-board ■ LT.1.i Loading ramps have foot batons to reduce risk of slipping ■ LT.1.j The internal and external ramp angles do not exceed 20° ■ LT.1.k Vehicles fitted with roof to protect from weather ■ LT.1.m Lighting (either fixed or portable) is available for inspection of livestock
<p>LT.2 Pigs are provided with bedding during transport</p>	
<p>LT.3 Legally required stocking densities must be followed in order to minimise stress and risk of injury</p>	<ul style="list-style-type: none"> ■ LT.3.a Adjustments made when required to allow for current weather conditions, type of vehicle and size and category of livestock ■ LT.3.b There is sufficient space for pigs to be able to lie down and stand up ■ LT.3.c Loading density for pigs of approximately 100 kg in weight does not exceed 235 kg/m²
<p>LT.4 Key Livestock transported off the farm must be fit for the intended journey</p>	<ul style="list-style-type: none"> ■ LT.4.a Livestock are able to bear weight on all four legs and walk onto the vehicle unaided ■ LT.4.b The following livestock are not transported: <ul style="list-style-type: none"> – sick or injured livestock where moving them would cause additional suffering – heavily pregnant females (where more than 90% of the gestation period has passed) unless being transported for veterinary treatment – females who have given birth during the last 7 days – piglets less than 3 weeks old

STANDARDS	HOW YOU WILL BE MEASURED	
LT.4.1 Journey times (from time of first pig being loaded, to last pig being unloaded) must be kept to a minimum	<ul style="list-style-type: none"> ■ LT.4.1.a Piglets less than 10kg are not transported for more than 8 hours 	
AIM: Well managed transportation		
LT.5 Livestock transported by a trained and competent person	<ul style="list-style-type: none"> ■ LT.5.a Drivers have an understanding of handling and driving livestock to avoid injury, minimise stress and express normal behaviour 	R ■ Species Specific Certificate of Competence
	<ul style="list-style-type: none"> ■ LT.5.b Drivers hold the relevant species specific Certificate of Competence for the journeys they undertake: <ul style="list-style-type: none"> – for journeys over 65km and less than 8 hours - Species Specific Certificate of Competence for Short Journeys – for journeys over 8 hours Species Specific Certificate of Competence for Long Journeys 	
LT.6 Emergency plans and facilities must be in place	<ul style="list-style-type: none"> ■ LT.6.a Driver equipped with a mobile phone and emergency contact numbers 	R ■ Contingency plan
	<ul style="list-style-type: none"> ■ LT.6.b In the case of long journeys (over 8 hours) a written contingency plan is available 	
LT.7 A valid transporter authorisation for the journeys undertaken must be held	<ul style="list-style-type: none"> ■ LT.7.a Transporter authorisation held: <ul style="list-style-type: none"> – a short journey (Type 1) authorisation for journeys over 65km and up to 8 hours – a long journey (Type 2) authorisation for journeys over 8 hours 	R ■ Transporter authorisation
LT.8 Vehicles and trailers used for journeys in excess of 8 hours must be approved by the relevant competent authority	R ■ Vehicle approval certificate	
AIM: Controls to prevent the spread of disease		
LT.9 Key Vehicles used to transport pigs must be thoroughly cleansed and disinfected with Defra-approved disinfectants REVISED	<ul style="list-style-type: none"> ■ LT.9.a Vehicles are cleansed and disinfected before leaving the site, after each delivery, where pigs are delivered to an assured market, collection centre or abattoir 	R ■ Vehicle approval certificate
	<ul style="list-style-type: none"> ■ LT.9.b Vehicles are cleansed and disinfected after every load and within 24 hours of delivery, where pigs are delivered to farms, shows or other non-assured sites with no effective wash facilities. Where repeat journeys are made between the same two points in a single day, cleansing and disinfection is carried out before the first journey and within 24 hours of the last delivery 	
	<ul style="list-style-type: none"> ■ LT.9.c Only disinfectants approved by Defra/DAERA are used, applied at the approved dilution rates for General Orders 	
<div style="display: flex; align-items: flex-start;"> <div style="margin-right: 10px;">  </div> <div> <p>WHERE TO FIND HELP</p> <ul style="list-style-type: none"> ■ Government guidance on animal welfare during transport: https://www.gov.uk/guidance/animal-welfare#animal-welfare-during-transport ■ DEFRA approved disinfectants: https://www.gov.uk/guidance/defra-approved-disinfectant-when-and-how-to-use-it ■ DAERA approved disinfectants: https://www.daera-ni.gov.uk/publications/approved-disinfectants </div> </div>		

Environmental Protection and Contamination Control (EC)

STANDARDS	HOW YOU WILL BE MEASURED	
AIM: Potential pollutants are correctly handled, applied and stored in a manner that prevents contamination and pollution		
<p>EC.1 Key Potential pollutants must be stored in a manner that minimises the risk of contamination and pollution to crops, feedstuffs, animals, soils, groundwater and watercourses REVISED</p>	<p>■ EC.1.a Fuel tanks are bunded where required by legislation (see Appendix)</p>	<p>■ EC.1.b Agrochemicals are kept in a well-maintained store which allows for containment of any spillages</p>
	<p>■ EC.1.c Manufactured fertiliser is stored on a hard dry surface</p>	<p>■ EC.1.d Fertilisers that pose a combustion or oxidiser hazard are stored in accordance with the Safety Data Sheet</p>
	<p>■ EC.1.e Liquid feed is contained. Storage tanks, drums and containers are bunded or sited in such a way that any spillage cannot enter any clean drainage system</p>	
<p>GUIDANCE <i>Potential pollutants include, but are not limited to, PPPs*, manufactured fertilisers, fuel oil, empty containers, disinfectants and rodenticides</i> <i>*PPP's are defined as any product with a current MAPP number</i></p>		
<p>EC.1.1 Key Organic manures must be stored in a manner that minimises the risk of contamination and pollution to crops, feedstuffs, animals, soils, groundwater and watercourses REVISED</p>	<p>■ EC.1.1.a Organic manures (not including storage within a building) are not stored:</p> <ul style="list-style-type: none"> – within 10m of inland freshwaters or coastal waters – within 50m of a spring, well or borehole – where there is significant risk of runoff entering watercourses 	<p style="text-align: center;">R</p> <p>■ Documented slurry storage requirement calculation</p>
	<p>■ EC.1.1.b Manure heap (not including field heaps) effluent runoff does not enter a watercourse, either directly or through land drains, roads, tracks or other pathways</p>	
	<p>■ EC.1.1.c Where manure is stored in temporary field heaps, these must be moved at least every 12 months</p>	
	<p>■ EC.1.1.d Slurry tanks, reception pits, pipes and channels are impermeable</p>	
	<p>■ EC.1.1.e Above ground slurry stores with a pipe for emptying are fitted with at least two functioning valves (one of which can be the nozzle), locked when not in use</p>	
	<p>■ EC.1.1.f Reception pits can hold 48 hours' production including likely rainfall on all surfaces draining into the pit</p>	
	<p>■ EC.1.1.g The combined available capacity of slurry tanks, pits, compounds and lagoons have sufficient capacity for slurry storage of:</p> <ul style="list-style-type: none"> – at least 4 months slurry in non-NVZ areas – at least 6 months slurry in NVZ areas 	
	<p>■ EC.1.1.h There is a documented up-to-date calculation of slurry storage requirements</p>	


STANDARDS	HOW YOU WILL BE MEASURED	
<p>GUIDANCE</p> <p>Watercourse = includes, water courses (ditches, streams, rivers), ponds, lakes, reservoirs, canals, estuaries, coastline</p> <p>Organic manure = livestock manures, sewage sludge/ biosolids, compost, digestates, organic industrial wastes</p> <p>Risk factors which could lead to runoff, which should be taken into account are: slope (especially if greater than 12 degrees), ground cover, proximity to watercourses or wetlands, weather conditions and forecasts, soil type and condition, presence and condition of land drains</p> <p>Useful slurry storage calculation tools include AHDB Slurry Wizard and CAFRE Nutrients Calculator</p>		
<p>EC.1.2 Key</p> <p>Silage must be stored in a manner that minimises the risk of contamination and pollution</p>	<p>■ EC.1.2.a</p> <p>Silage is made and stored at least 10m from watercourses and at least 50m from springs, wells and boreholes</p>	
	<p>■ EC.1.2.b</p> <p>Silos have an effluent collection system</p>	
	<p>■ EC. 1.2.c</p> <p>Effluent from baled silage does not leak into water source</p>	
	<p>■ EC. 1.2.d</p> <p>Field silage effluent is contained</p>	
<p>EC.1.3</p> <p>Slurry pits/lagoons must be fenced for animal and personnel safety</p>		
<p>EC.2</p> <p>In the case of packaging breakages potential pollutants must be transferred to a suitable container</p>	<p>■ EC.2.a</p> <p>Container has an appropriate safe closure cap or bag tie</p>	
	<p>■ EC.2.b</p> <p>The original label information is displayed</p>	
<p>AIM: PPPs are correctly handled and applied to prevent contamination and minimise impact on the wider environment</p>		
<p>EC.4 Key</p> <p>PPP must be appropriate for their intended use REVISED</p>	<p>■ EC.4.a</p> <p>Manufacturer's instructions are followed</p>	
	<p>■ EC.4.b</p> <p>PPP are approved for use</p>	
	<p>■ EC.4.c</p> <p>Unapproved product is kept in a segregated area of the pesticide store pending collection for disposal at the earliest opportunity; clearly marked with signs/ labels stating that it must not be used</p>	
<p>EC.5 Key</p> <p>PPP must be applied in a manner that minimises the risk of contamination and pollution REVISED</p>	<p>■ EC.5.a</p> <p>PPP application does not occur in areas of high pollution risk, as identified on a farm map</p>	
	<p>■ EC.5.b</p> <p>PPP application does not occur in unsuitable conditions e.g. when there is a risk of drift or where soil conditions are unsuitable e.g. waterlogged, flooded or snow-covered soil or where the soil has been frozen for more than 12 hours in the previous 24 hours</p>	
	<p>■ EC.5.c</p> <p>Buffer zone requirements of the PPP being applied are complied with</p>	
<p>EC.6</p> <p>PPP application must be undertaken by competent operators</p>	<p>■ EC.6.a</p> <p>NPTC Pesticide Application Certificates/Lantra Awards Level 2 Pesticides qualification are held</p>	<p style="text-align: center;">R</p> <p>■ NPTC/Lantra certificates</p>

Environmental Protection and Contamination Control (EC) (continued)

STANDARDS	HOW YOU WILL BE MEASURED	
<p>EC.7 All PPP application equipment must be maintained and tested REVISED</p>	<p>■ EC.7.a Frequency of testing is carried out as follows:</p> <ul style="list-style-type: none"> – all new trailed/ mounted/ self-propelled sprayers are NSTS tested before they are 5 years old – subsequently trailed/ mounted/ self-propelled sprayers with a boom width over 3m are NSTS tested once every 3 years – subsequently trailed/ mounted/ self-propelled sprays with a boom width of 3m or under and other application equipment (slug pellet, micro-granular applicators, weed wipers) are NSTS tested once every 6 years – knapsack, handheld and pedestrian equipment does not require an NSTS test but should be checked by the operator at least annually 	<p>R</p> <p>■ NSTS Certificates Calibration records</p>
<p>■ EC.7.b Equipment calibration occurs at least annually</p>	<p>R</p> <p>■ PPP application records</p>	
<p>EC.8 Records must be kept of all PPP applications REVISED</p>		<p>■ EC.8.a Records include:</p> <ul style="list-style-type: none"> – field/area identifier – crop/variety – total area, where applicable – sowing or planting date, where applicable – date and time applied – justification/ target for application – product name and active ingredient – rate of application – water volume – wind direction and speed – grazing/ harvest interval, where applicable – first permissible harvest date, where applicable – name of sprayer operator
<p>■ EC.8.c Records are kept for at least 3 years</p>	<p>EC.8.1 Where PPPs are used on crops an Integrated Pest Management (IPM) plan is completed UPGRADED</p>	

STANDARDS	HOW YOU WILL BE MEASURED	
AIM: Fertilisers and other soil amendments are legal, suitable for their intended use and applied in a manner that prevents pollution and contamination		
<p>EC.9 Key Manufactured fertilisers and organic manures must be applied in a manner that minimises the risk of contamination and pollution REVISED</p>	<ul style="list-style-type: none"> ■ EC.9.a Any materials, including waste materials, that are applied to land have agricultural benefit ■ EC.9.b Exemptions/permits to use waste materials are held ■ EC.9.c A Manure Management Plan (MMP) is kept and followed when applying organic manures to land ■ EC.9.d MMP includes, at least: <ul style="list-style-type: none"> – Where and when manure can/cannot be applied (detailed on a map) – Calculations of total area required to apply volume of organic manure produced by stock at legal application rate – Details of Total Spreadable Area available and outlets for any excess organic manure ■ EC.9.e Before application the following factors are considered: <ul style="list-style-type: none"> – NVZ restrictions – soil type – soil condition – crop requirements – slope – weather conditions – location of watercourses – water supplies and abstraction points (including on neighbouring land) ■ EC.9.f Applications are not carried out during high risk times e.g. on waterlogged, flooded or snow-covered soil or where the soil has been frozen for more than 12 hours in the previous 24 hours ■ EC.9.g Biosolids are assured under the Biosolids Assurance scheme ■ EC.9.h Untreated sewage sludge, untreated abattoir or catering derived animal by-products are not applied ■ EC.9.i Applications are made in accordance with the Appendix 	<p style="text-align: center;">R</p> <ul style="list-style-type: none"> ■ Exemptions/permits ■ Manure Management Plan (or records detailing required information)
<p>EC.10 All manufactured fertiliser application equipment must be maintained and calibrated at least annually REVISED</p>		<p style="text-align: center;">R</p> <ul style="list-style-type: none"> ■ Calibration records
<p>GUIDANCE <i>Annual field calibration and records are acceptable</i></p>		


Environmental Protection and Contamination Control (EC) (continued)

STANDARDS	HOW YOU WILL BE MEASURED	
AIM: No chemical or physical contamination, pollution or spread of disease from any potential contaminants or wastes		
<p>EC.11 Key All wastes which cannot be used are disposed of in a manner that minimises the risk of contamination and pollution REVISED</p>	<ul style="list-style-type: none"> ■ EC.11.a Wastes are disposed of by a registered waste carrier ■ EC.11.b Wastes are not burnt, with the exception of vegetation and untreated wood ■ EC.11.c Empty PPP containers are: <ul style="list-style-type: none"> – cleaned using an integrated pressure rinsing device, or triple rinsed appropriately and the rinsate returned to the spray tank – stored securely – not reused – returned to the supplier or where non-returnable, disposed of via a registered waste carrier ■ EC.11.d Redundant PPPs are disposed of via the supplier or a registered waste carrier 	<div style="text-align: center; border: 1px solid black; border-radius: 50%; width: 30px; height: 30px; margin: 0 auto; line-height: 30px;">R</div> <ul style="list-style-type: none"> ■ Waste transfer notes ■ Waste carrier name and registration number
<p>GUIDANCE <i>In order to transport you own waste you must be registered (free of charge) as a low tier waste carrier: https://www.gov.uk/register-renew-waste-carrier-broker-dealer-england</i></p>		
<p>EC.12 Systems are in place to manage waste responsibly NEW</p>	<ul style="list-style-type: none"> ■ EC.12.a Opportunities are considered for: <ul style="list-style-type: none"> – reducing the production of waste – reusing waste – recycling waste, plastics in particular 	
<div style="display: flex; align-items: flex-start;"> <div style="margin-right: 10px;">  </div> <div> <p>WHERE TO FIND HELP</p> <ul style="list-style-type: none"> ■ Protecting our Water, Soil and Air: A Code of Good Agricultural Practice: https://www.gov.uk/government/publications/protecting-our-water-soil-and-air ■ HSE guidance on storing, transporting and using pesticides and other agrochemicals safely: https://www.hse.gov.uk/agriculture/topics/pesticides.htm ■ AHDB guidance on water regulations for pig farms: https://ahdb.org.uk/knowledge-library/water-regulations-for-pig-farms ■ AHDB guidance on slurry storage: https://ahdb.org.uk/knowledge-library/slurry-and-manure ■ Nutrient Management Guide (RB209) for making the most of organic materials and balancing the benefits of fertiliser use against economic and environmental costs: https://ahdb.org.uk/nutrient-management-guide-rb209 ■ NFU and Voluntary Initiative template IPM plan: https://ecommerce.nfonline.com/home/ipm-plan/ ■ City & Guilds Land Based Service pesticide application certificates of competence: https://www.nptc.org.uk/ ■ National Sprayer Testing Scheme (NSTS): https://www.nsts.org.uk/ ■ Pesticides Register of Great Britain and Northern Ireland Authorised Products: https://secure.pesticides.gov.uk/pestreg/ ■ GB authorised biocidal products (including rodenticides): https://www.hse.gov.uk/biocides/uk-authorized-biocidal-products.htm ■ Public registers of waste carriers, brokers and dealers: <ul style="list-style-type: none"> – https://environment.data.gov.uk/public-register/view/search-waste-carriers-brokers (England) – https://www.daera-ni.gov.uk/articles/registered-waste-carriers-transporters (Northern Ireland) – https://www2.sepa.org.uk/wastecarriers/ (Scotland) – https://naturalresources.wales/permits-and-permissions/waste-carriers-brokers-and-dealers-public-register/?lang=en (Wales) ■ Environment Agency resource efficiency and waste - key actions for farmers: https://projectblue.blob.core.windows.net/media/Default/Pork/Documents/Key%20Actions%20for%20Farmers_Resource%20Efficiency%20and%20Waste.pdf </div> </div>		

Outdoor Pigs (OP)

STANDARDS	HOW YOU WILL BE MEASURED	
AIM: The welfare requirements of outdoor pigs are met		
OP.1 Appropriate accommodation must be available to pigs REVISED	<ul style="list-style-type: none"> <li data-bbox="627 275 1517 353">■ OP.1.a Pigs have access to a warm, dry, draught-free lying area <li data-bbox="627 353 1517 443">■ OP.1.b Covered shelter is available to pigs to protect from weather 	
OP.2 Bedding material must be provided within accommodation to provide thermal comfort		
OP.3 Stocking density for breeding animals must not exceed 30 adult pigs per hectare	<ul style="list-style-type: none"> <li data-bbox="627 566 1517 667">■ OP.3.a Available paddock space is sufficient 	
OP.4 A training area must be used to allow new gilts, sows and boars to become accustomed to electric fences		
OP.5 Facilities must be provided during warm weather to allow pigs to keep cool and minimise risk of sunburn		
OP.6 Sows must be farrowed in appropriate farrowing accommodation REVISED	<ul style="list-style-type: none"> <li data-bbox="627 947 1517 1037">■ OP.6.a Accommodation has features that enable a comfortable temperature to be maintained <li data-bbox="627 1037 1517 1126">■ OP.6.b Sited on level ground (not excessively sloped or very uneven) 	
OP.7 Fenders or similar are used to prevent very young piglets from straying UPGRADED		
OP.8 Measures must be in place to minimise disease transmission between batches	<ul style="list-style-type: none"> <li data-bbox="627 1261 1517 1395">■ OP.8.a Farrowing arcs, tents, kennels and associated enclosing runs for growing pigs must be moved* to fresh land after each farrowing cycle or batch *unless sited on a concrete base <li data-bbox="627 1395 1517 1507">■ OP.8.b After weaning, used bedding from farrowing accommodation is removed/destroyed 	
OP.9 Injurious weeds (e.g. ragwort) which pigs may access must be controlled		
OP.10 A documented Wild Animal* Control Plan is implemented to minimise wild animal access to pigs NEW	<ul style="list-style-type: none"> <li data-bbox="627 1630 1278 1697">■ OP.10.a A plan is in place outlining the measures to be taken 	<div style="text-align: center;"> R ■ Wild Animal Control Plan </div>
	<ul style="list-style-type: none"> <li data-bbox="627 1697 1278 1776">■ OP.10.b The plan is being implemented 	
GUIDANCE <i>*Wild animals include, but are not limited to, badgers, deer, feral pigs, foxes. The plan need only consider access by wild animals that are likely to be present in the area.</i>		

Outdoor Pigs (OP) (continued)

STANDARDS	HOW YOU WILL BE MEASURED
<p>OP.11 Where pigs are held in a collection area prior to transport it is managed appropriately NEW</p>	<ul style="list-style-type: none"> ■ OP.11.a Pigs have access to water ■ OP.11.b Operated on an 'All In All Out' basis, cleaned and rested between batches
<div style="border: 1px solid black; padding: 5px;">  <p>WHERE TO FIND HELP</p> <ul style="list-style-type: none"> ■ AHDB guidance on farrowing environment: https://ahdb.org.uk/knowledge-library/outdoor-farrowing-environment (outdoor) ■ AHDB factsheets on heat stress: https://ahdb.org.uk/knowledge-library/heat-stress-outdoor-herds (outdoor herds) ■ AHDB guidance on protecting your outdoor pig unit from predators: https://ahdb.org.uk/knowledge-library/protecting-your-outdoor-pig-unit-from-predators ■ AHDB guidance on trichinella including testing requirements, controlled housing conditions and risks: https://ahdb.org.uk/knowledge-library/trichinella-in-pig-herds </div>	

CONTINGENCY/EMERGENCY PLAN

A documented Contingency/Emergency Plan outlining the actions to be taken in the event of all of the circumstances listed in standard DP.2.a must be in place. It must be accessible to, and understood by, those involved with tasks on the farm.

Interruptions to pig movements

Movement of pigs off-farm can be interrupted for several different reasons, for example:

- Notifiable disease
- Factory breakdown
- Suspension or withdrawal of Red Tractor certificate
- Food safety investigation

Any of these risks, even those which are outside the producer's control, can happen at any time, with limited warning. Most pig farms operate with little or no spare livestock accommodation capacity and can therefore come under immediate pressure in the event of an interruption to movements. As such, it is important to consider, in advance, what measures would be taken.

Responsibility for animal welfare remains with the pig owner/keeper during any enforced restrictions on movement or any other emergency on the unit. Any concerns about animal welfare during such periods should be discussed with a veterinary surgeon and, where appropriate, reported to APHA or relevant devolved authority if animal welfare conditions deteriorate.

Things to consider

When compiling an Emergency Plan, consider the following in relation to interruptions to movements:

- What provisions would be needed if movements were restricted for one week, two weeks, three weeks, or more?
- Is there any flex within existing buildings to allow tighter stocking, while still remaining within permitted stocking densities?
- Are there any buildings on the farm, such as straw barns or tractor sheds, which could be brought into temporary use?
- What outside spaces could be used to accommodate pigs in a safe manner? How might shelter be provided if pigs need to be temporarily kept outside? How might temporary pens be created?
- How would you ensure sufficient availability of bedding, feed, and equipment such as feeders and drinkers for temporary accommodation?
- How would manure and effluent be managed from temporary accommodation?
- If pigs can legally be moved off-farm:
 - Is there an available slaughter outlet for pigs, even at a financial loss?
 - Is there capacity available at a different farm, even at a financial loss?
 - Could weaners/growers be moved off farm, rather than retained for finishing?

CHAIN OF ASSURANCE REQUIREMENTS

Recognised assurance schemes

	Farm	Market	Collection Centres	Transport
Cattle & Sheep	RTA Beef & Lamb Scheme FAWL Scheme QMS Cattle & Sheep Assurance Scheme NIBL FQAS	RTA Livestock Markets & Collection Centre Scheme QMS Auction Market Assurance Scheme	RTA Livestock Markets & Collection Centre Scheme QMS Auction Market Assurance Scheme	RTA Livestock Transport Scheme QMS Haulage Assurance Scheme The assured farmer's vehicle, for transporting their own livestock (or another assured farmer's vehicle provided certain conditions are met – see relevant standard)
	<i>Residency period*</i> <i>Cattle – minimum 90 days</i> <i>Sheep – minimum 60 days</i>			
Goats	RTA Goat Scheme	RTA Livestock Markets & Collection Centre Scheme	RTA Livestock Markets & Collection Centre Scheme	RTA Livestock Transport Scheme The assured farmer's vehicle, for transporting their own livestock (or another assured farmer's vehicle provided certain conditions are met – see relevant standard)
Pigs	RTA Pigs Scheme QMS Pigs Assurance Scheme	RTA Livestock Markets & Collection Centre Scheme (only recognised if market is certified to handle assured pigs and if assured pigs move direct to slaughter from market)	RTA Livestock Markets & Collection Centre Scheme (only recognised if site is certified to handle assured pigs and if moving direct to slaughter from collection centre)	RTA Livestock Transport Scheme QMS Haulage Assurance Scheme The assured farmer's vehicle, for transporting their own livestock
Poultry	Relevant RTA Poultry Scheme (Broiler & Poussin, Duck, Turkey)	N/A	N/A	RTA Poultry Catching & Transport Scheme
Notes	Source farms must have valid certification on the day livestock leave the holding. Assurance status can change on any day. Assurance should be verified each time a supplier sends livestock to the site.			Unless the farmer is transporting their own livestock (and therefore covered under their farm assurance), each individual trailer is assured separately. Therefore, the specific trailer used must have valid certification on the day the livestock are transported

RTA – Red Tractor Assurance **FAWL** – Farm Assured Welsh Livestock **QMS** – Quality Meat Scotland

NIBL FQAS – Northern Ireland Beef & Lamb Farm Quality Assurance Scheme

*Residency period – the minimum amount of time that livestock have been on-farm before being described as assured. The residency period starts from the day of arrival on the holding and includes the day the livestock moved off the holding.

APPLICATION FOR DEROGATION TO SOURCE NON-ASSURED BREEDING STOCK AND SEMEN ONTO ASSURED HOLDING

For an animal to be considered Red Tractor assured it must derive from a farm holding certified under the species-specific Red Tractor Farm Scheme, or other equivalent scheme recognised as equivalent by Red Tractor. To be marketed as Red Tractor assured, pigs must have been kept on an assured farm(s) for their whole life.

Pigs and semen brought onto a Red Tractor certified pig unit must therefore be sourced from sites assured under the Red Tractor or QMS Pigs Scheme for the pigs and/or progeny to be considered assured.

Non-assured breeding stock and semen (e.g. imported from outside the UK or from a holding in the UK that is not Red Tractor assured) may be sourced, but only following receipt of a derogation in writing from Red Tractor which must be sought in advance of any consignment.

Requests for a derogation to source non-assured breeding stock and/or semen should include the following details:

- Name and address of the supplier
- Reason for sourcing non-assured stock/semen
- Number of animals and/or semen doses in the consignment

Details should be sent to memberhelp@redtractor.org.uk and await a written response before sourcing non-assured stock/semen.

Although progeny from non-assured breeding stock or semen brought onto the unit in line with the requirements above will be considered assured, the non-assured breeding animals cannot be sold as assured as they have not been born and reared on Red Tractor assured holdings for their whole life.

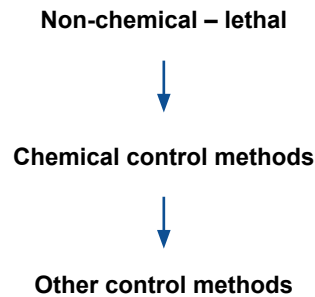
ISOLATION SITES

Holdings used as isolation sites for breeding stock imported from outside the UK are not required to be Red Tractor assured. However, breeding stock imported from outside the UK and subsequently moved from an isolation site onto a Red Tractor assured pig unit must be sourced in accordance with the relevant standards for imported non-assured breeding stock, i.e. in line with the NPA Imports Protocol and only following receipt of a derogation as described above.

VERMIN CONTROL

Risk Hierarchy (VC.2.a)

When considering rodent control methods, the concept of a 'risk hierarchy' must be used. This means considering the use of non-chemical control methods first, followed by the least toxic alternatives.



Environmental Risk Assessment (VC.2.b)

Where rodent control requires the use of toxic bait (rodenticides), an environmental risk assessment must be undertaken before laying bait. The risk assessment must cover the following:

- What the treatment is designed to achieve; what methods of rodent control will be used and how success will be measured
- Which non-target species may be present in or near the treatment site
- What steps have been/will be taken to prevent or adequately control exposure of wildlife/domestic pet and contamination of the environment
- How dead rodents and rodenticides will be disposed of

Bait Plan (VC.2.c)

Where baits are used, records must be kept of baits used and checks made. The standard outlines the information that must be recorded.



FURTHER GUIDANCE

The **Control of Substances Hazardous to Health Regulation 2002 (COSHH)** requires that assessments be carried out to identify any risks to operators and others who may be affected by working with substances hazardous to health, such as rodenticides. If you have five or more employees, you must record your assessment but, even if you have fewer than five, it makes sense to write down what steps you have taken to identify the risks. The Health and Safety Executive provide an e-tool for completing the COSHH assessment, which can be found here: <http://coshh-tool.hse.gov.uk/>

Disposal of poisoned rodents

The bodies of dead rodents may carry residues of rodenticides and, if eaten by predators or scavengers, may be a source of wildlife exposure to rodenticides. It is essential to carry out regular searches for rodent bodies, both during and after the treatment period. Bodies may be found for several days after rats have eaten the bait and rats may die up to 100 metres or more away from the baited site.

It is important to check with local authorities regarding appropriate routes of disposal of poisoned rodent carcasses and there may also be recommendations on the rodenticide product label. Red Tractor has been advised that poisoned rodents can be disposed of (in order of preference):

- in an on-farm incinerator for animal carcasses
- with other waste as part of the domestic waste collection, securely bagged in a dustbin or wheelie bin (subject to local authority agreement)
- off site at a suitably authorised incinerator or landfill
- by burial on site, provided this is done away from sensitive areas

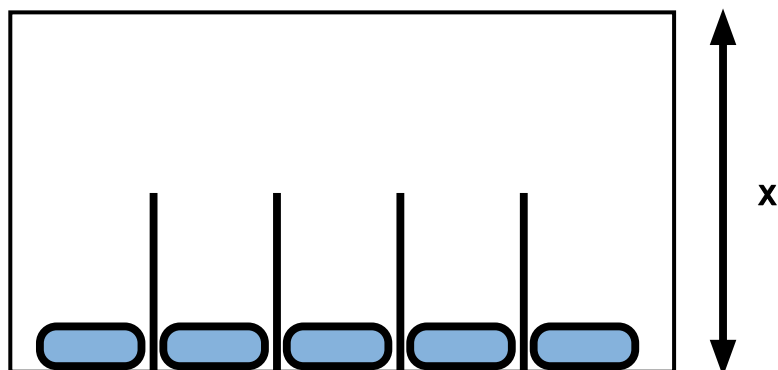
DRY SOW HOUSING REQUIREMENTS

It is a legal requirement of the Welfare of Farmed Animals (England) Regulations 2007 and a requirement of Red Tractor that pens housing a group of sows/gilts must have sides longer than 2.8m, except where there are six or fewer sows/gilts in which case the sides must be no less than 2.4m in length.

It is also a legal requirement that a pig must be free to turn around without difficulty at all times, and this should be borne in mind when considering whether the pen size for a group of sows is sufficient.

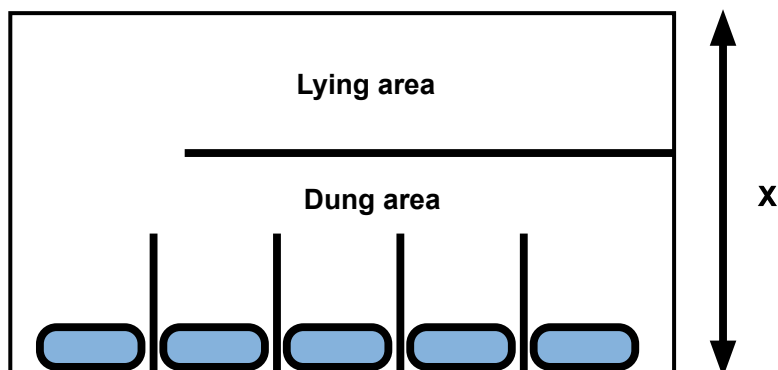
What measurements are needed for pens housing groups of sows/gilts?

When auditing this requirement Red Tractor assessors will measure pen sides only (X) and not the ends (pen width). Measurements will be taken along the internal length of the pen side without subtracting any furniture such as stalls or feed troughs.



Pen divisions

If the pen is divided in any way, but is capable of allowing the free movement of sows and gilts then it is appropriate to measure the total pen side length (X). If a gate is used to separate areas of the pen, for example during cleaning, assessors will check that all the pigs can lie down at the same time in the area they are temporarily separated into.



ADDITIONAL REQUIREMENTS FOR BALCONY SYSTEMS

The table below outlines the required specification for balcony systems which, alongside all other relevant Red Tractor Pigs Standards, must be met to be considered compliant.

Feature	Weaned pigs (up to 70 days of age)	Finisher pigs and gilts
The pen	The pen must be compliant with Red Tractor Pigs Standards Pigs on the balcony must be able to be easily viewed by stockpersons for inspection	
Load weight of balcony	130 kg/m ² Maximum deflection 1/250 with a maximum of 12mm	200 kg/m ² Maximum deflection 1/250 with a maximum of 12mm
Distance from ground to the underneath surface of the balcony	At least 0.9 m at a depth of 0.9-1.5m At least 1.2m where the width of the balcony is >1.5m or 1.5 x shoulder height of pigs in the pen at the size they are at their largest in the accommodation, whichever is the greater	
Floor area of the balcony	Maximum 40% of the floor area on the ground floor	
Distance between the floor and ceiling (measured from lowest point of balcony to ceiling)	At least 0.9m or 1.5 x shoulder height of pigs in the pen at the size they are at their largest in the accommodation, whichever is the greater	
Gradient of balcony	The balcony may have a slope of a max 5% across the width and a max of 10% over the length	
Width of balcony	Minimum of 0.9m Maximum of 1.5m These include the wall side slot	Minimum of 1.1m Maximum of 1.9m These include the wall side slot
Length of balcony	Minimum of 1.5m For balconies of more than 3m in length, there must be two ramps and the distance between adjacent ramps must not exceed 6m (centre to centre)	Minimum of 1.5m For balconies of more than 3m in length, there must be two ramps and the distance between adjacent ramps must not exceed 6m (centre to centre)
Ventilation and drainage gap	A ventilation and drainage gap of at least 0.05m and a maximum of 0.06m is permitted along the wall side. This gap must not be included as unobstructed floor space	A ventilation and drainage gap of at least 0.08m and a maximum of 0.10m is permitted along the wall side. This gap must not be included as unobstructed floor space
Floor type	<p>Any flooring type is permitted provided it meets relevant Red Tractor requirements</p> <p>Where closed solid floor is used, at least the following areas must be slatted:</p> <ul style="list-style-type: none"> – Both ends of the balcony, amounting to no more than 0.6m over the entire width – Along the back wall of the balcony, allow for 0.2m over the entire length of the balcony when using a ventilation and drainage gap, and 0.3m if no ventilation and drainage gap is used <p>Manure, urine and/or water must be prevented from falling onto the pigs below</p>	<p>Any flooring type is permitted provided it meets relevant Red Tractor requirements</p> <p>Where closed solid floor is used, at least the following areas must be slatted:</p> <ul style="list-style-type: none"> – Both ends of the balcony, amounting to no more than 1m over the entire width – Along the back wall of the balcony, allow for 0.3m over the entire length of the balcony when using a ventilation and drainage gap, and 0.4m if no ventilation and drainage gap is used <p>Manure, urine and/or water must be prevented from falling onto the pigs below</p>

ADDITIONAL REQUIREMENTS FOR BALCONY SYSTEMS (continued)

Equipment description	Weaned pigs (up to 70 days of age)	Finisher pigs and gilts
Railings	<p>Pigs must be prevented from falling off the balcony</p> <p>Use of vertical bars is preferred. Use of horizontal railings is permitted (minimum of 3; lower bar at height of 0.1m maximum)</p> <p>Width must be appropriate to the size of pigs</p> <p>Railing minimum height 0.65m</p> <p>Railings are transparent</p>	<p>Pigs must be prevented from falling off the balcony</p> <p>Use of vertical bars is preferred. Use of horizontal railings is permitted (minimum of 3; lower bar at height of 0.15m maximum)</p> <p>Width must be appropriate to the size of pigs</p> <p>Railing minimum height 0.75m</p> <p>Railings are transparent</p>
Water and feed supply	<p>Water, feed and enrichment must be available on the ground floor</p> <p>It is permitted to also provide additional feed and water on the balcony</p> <p>Access to feed and water must not be compromised by the ramp</p>	
Ramp	<p>The balcony is accessible via one or more ramps:</p> <ul style="list-style-type: none"> – A ramp is minimum of 0.6m wide (including hinge points) – The slope angle of the ramp is max 30° to the floor – Pigs must not be driven up or down the ramp – A ramp is placed at a right angle or parallel to the balcony. If the ramp is parallel there must be a horizontal platform to the balcony. This platform is a minimum of 0.7m wide and 0.7m deep and equipped with a railing (as detailed for the main balcony) – Transverse slats are attached to the runner at a distance of 5-10cm (measured between the slats). These crossbeams have a height of 2-4cm and a top width of 2-5cm – On one side of the ramp there must be a continuous side or railing with a minimum height of 50cm and on the other side a barrier extending two thirds of the ramp length (from the top) – There may be an entry and exit step of maximum 10cm at the bottom and top of the ramp – The ramp floor can either be solid or with gaps of 10-12 mm – The space underneath the ramp only counts as unobstructed floor area where the pig can stand – The ramp does not count as available floor space for the pigs 	<p>The balcony is accessible via one or more ramps:</p> <ul style="list-style-type: none"> – A ramp is minimum 0.75m wide (including hinge points) – The slope angle of the ramp is max 30° to the floor – Pigs must not be driven up or down the ramp – A ramp is placed at a right angle or parallel to the balcony. If the ramp is parallel there must be a horizontal platform to the balcony. This platform is a minimum of 0.75m wide and 0.75m deep and equipped with a railing (as detailed for the main balcony) – Transverse slats are attached to the runner at a distance of 10-15cm (measured between the slats). These crossbeams have a height of 2-4cm and a top width of 2-5cm – On one side of the ramp there must be a continuous side or railing with a minimum height of 50cm and on the other side a barrier extending two thirds of the ramp length (from the top) – There may be an entry and exit step of maximum 15cm at the bottom and top of the ramp – The ramp floor can either be solid or with gaps of 10-18 mm – The space underneath the ramp only counts as unobstructed floor area where the pig can stand – The ramp does not count as available floor space for the pigs
Ventilation	<p>It is advised to consult a ventilation specialist or specialist supplier during the design/ construction stage and before the first batch of pigs are placed, particularly where the balcony system is being retrofitted in an existing pig building. It is important to ensure the balcony and stocking rate is compatible with the building ventilation design and capacity.</p>	

SOW CONDITION SCORES

Ideally score sows by touch, using the palm of the hand, as well as visually. Visual and manual checks of body condition are not purely an assessment of backfat. In modern, lean, genotypes body condition score is an indication of the animal's overall muscularity and is a poor indicator of fatness.

Score Number	Condition	Description	Shape of Body
5	Overfat	Hips and backbone heavily covered	Bulbous
4	Fat	Shoulders, ribs, hips and backbone cannot be felt even when pressure is applied	Tending to bulge
3.5	Good Condition	Shoulders, hips, ribs and backbone barely felt with pressure	Tube shaped
3	Normal	Shoulders, ribs, hips and backbone can be felt with firm pressure	Tube shaped but flat (slab sides)
2.5	Somewhat Thin	Shoulders, ribs, hips and backbone quite easily felt with pressure	Shoulders, ribs, hips and backbone noticeable
2	Thin	Shoulders, ribs, hips and backbone and easily felt with pressure	Shoulders, ribs, hips and backbone noticeable
1	Very Thin	Bone structure easily felt	Shoulders, individual ribs, hips and backbone visually apparent

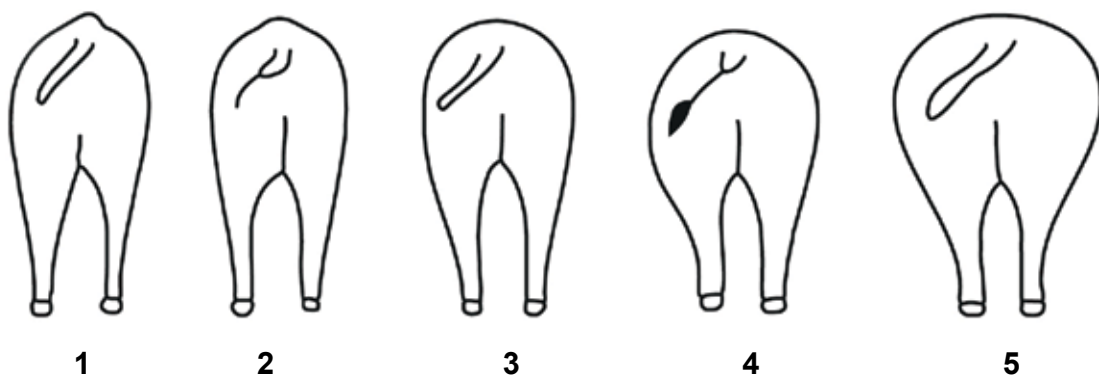


Diagram courtesy of 'Managing Pig Health and the Treatment of Disease' M Muirhead

PERMITTED FORMER FOODSTUFFS

Only former foodstuffs which are not catering waste and fall into one of the following categories may be fed to pigs:

- Bakery products, pasta, chocolate, sweets and similar products such as breakfast cereals which:
 - May contain ingredients such as rennet or melted fat, milk, milk products, flavourings, egg, honey, collagen or gelatine of non-ruminant origin, which have been incorporated into those products but which do not constitute the main characteristic ingredient
 - Do not contain, and have not been in contact with, raw eggs, meat, fish and products or preparations derived from or incorporating meat or fish

- Dairy products:
 - Raw milk which has not been withheld from human consumption due to possible residues of veterinary medicines and has been derived from animals that do not show clinical signs of any disease communicable to humans or animals through milk
 - Pasteurised milk, cheese, whey, yoghurt, butter, milk-based desserts and ice-cream

- Pasteurised, cooked or processed eggs

ACCEPTED FEED ASSURANCE SCHEMES

Accepted Feed Assurance Schemes:

Abbreviated Scheme Name	Full Scheme Name	Scope of the Scheme
UFAS (AIC)	Universal Feed Assurance Scheme	Assured compound feeds, complementary feeds, licks, pre-mixtures and feed ingredients/ materials
FEMAS (AIC)	Feed Materials Assurance Scheme	Production of and trade in feed ingredients/ feed materials
TASCC (AIC)	Trade Assurance Scheme for Combinable Crops	Whole combinable crops. <i>Note: this scheme covers crops storage and transport. Farm assurance is covered by the schemes listed below.</i>
GTAS	Gafta Trade Assurance Scheme	Trade in feed ingredients/ feed materials
IGAS	Irish Grain Assurance Scheme	Whole combinable crops. <i>Note: this scheme covers crops storage and transport. Farm assurance is covered by the schemes listed below.</i>
COCERAL GTP	European trade body for Agro supply and animal feeds	Trade in feed ingredients/ feed materials
GMP+ (PDV)	Dutch Product Board for Animal Feed	Assured compound feeds, complementary feeds, licks, pre-mixtures and feed ingredients/ materials
FAMI-QS	European Feed Additives And Pre-mixtures Quality System	Feed additives and pre-mixtures
BFBi scheme	Brewing, Food & Beverage Industry Suppliers Association	Certifies grains from smaller breweries
RTAOS	Red Tractor Assurance Cold Crush Oilseeds Scheme	Certifies meal from cold crush oilseeds

Accepted Farm Assurance Schemes:

Abbreviated Scheme Name	Full Scheme Name	Scope of the Scheme
RTA Combinable Crops and Sugar Beet	Red Tractor Assurance for Farms - Combinable Crops and Sugar Beet Scheme	Combinable crops & sugar beet
SQC	Scottish Quality Farm Assured Combinable Crops Ltd	Combinable crops
NIFQACS	Northern Ireland Farm Quality Assured Cereals Scheme	Combinable crops
SAFA	Soil Association Farm Assurance (Crops module)	Combinable crops
RTA Fresh Produce	Red Tractor Assurance for Farms - Fresh Produce Scheme	Produce – vegetables, fruits and root crops

APPROPRIATE METHODS OF HANDLING

The best way to move animals is to understand their natural behaviour and to work with that behaviour.

For cattle and sheep, use your position, voice, flags, and a stick as an extension of the arm.

For pigs, use your position, voice, aids and pig boards.

Handlers are not permitted to handle animals in such a way as to cause them pain or suffering.

It is not permitted to...

- Strike or kick any animal
- Apply pressure to any particularly sensitive part of the body in such a way as to cause pain or suffering
- Lift or drag in any way that may cause pain or suffering
- Use prods or other implements with pointed ends
- Twist, crush or break the tails of animals or grasp the eyes of any animal
- Throw or drop animals

Poor handling can result in lower meat quality, as well as bruising and injury.

ENVIRONMENTAL ENRICHMENT

All pigs must have permanent access to enrichment. Enrichment classed as ‘optimal’ may be used alone, while ‘suboptimal’ enrichment must be used in combination with additional different enrichment from any category. Objects categorised as ‘marginal’ interest may only be used when ‘optimal’ or ‘suboptimal’ enrichment is also provided.

Defra’s Code of Practice for the welfare of pigs states that enrichment must be safe, hygienic and *should ideally* have the following characteristics:

- **Edible** – so that pigs can eat or smell them
- **Chewable** – so that pigs can bite them
- **Investigable** – so that pigs can investigate them
- **Manipulable** – so that pigs can change their location, appearance, or structure

Red Tractor follows the definitions and categorisation of enrichment as outlined in Defra’s Code of practice for the welfare of pigs:

- **Optimal** – materials possessing all the characteristics listed above and therefore, such materials can be used alone
- **Suboptimal** – materials possessing most of the characteristics listed above, and therefore such materials should be used in combination with other materials to improve the enrichment experience of the pig
- **Marginal interest** – materials of limited interest to pigs, which are not considered capable of fulfilling their essential needs for enrichment purposes and therefore must be used in conjunction with optimal or suboptimal materials

The following table, which is not an exhaustive list, provides guidance on the suitability and categorisation of commonly used enrichment.

	Examples
Optimal	Cereal straws and dried grasses (provided as bedding) Cereal straws and dried grasses (provided in a rack/dispenser and kept topped up) Silage Grass cuttings Root vegetables (except parsnips which are toxic to pigs)
Suboptimal	Cereal straws and dried grasses (provided in a rack/dispenser but only limited amount provided) Compressed straw in cylinder Wood shavings, sawdust, bark Sawdust briquette (suspended or fixed) Sand Shredded paper Soft untreated wood Cardboard Natural rope Hessian sack/pieces Mineral block/lick
Marginal interest	Chain Rubber Soft plastic pipe Balls/football Hard plastic

EMB SUBMISSION DEADLINES

YEAR	QUARTER	QUARTER END DATE	eMB SUBMISSION DEADLINE
2021	Q4	31-Dec-2021	11-Feb-2022
2022	Q1	31-Mar-2022	12-May-2022
	Q1	30-Jun-2022	11-Aug-2022
	Q3	30-Sept-2022	11-Nov-2022
	Q4	31-Dec-2022	11-Feb-2023
2023	Q1	31-Mar-2023	12-May-2023
	Q2	30-Jun-2023	11-Aug-2023
	Q3	30-Sept-2023	11-Nov-2023
	Q4	31-Dec-2023	11-Feb-2024
2024	Q1	31-Mar-2024	12-May-2024
	Q2	30-Jun-2024	11-Aug-2024
	Q3	30-Sept-2024	11-Nov-2024
	Q4	31-Dec-2024	11-Feb-2025

SILAGE, SLURRY AND AGRICULTURAL FUEL OIL (SSAFO) STORAGE

There are exemptions from the Water Resources (Control of Pollution) (Silage, Slurry and Agricultural Fuel Oil) (England) Regulations 2010 (or equivalent) for installations built before prescribed dates. Those dates are as follows:

	Slurry/Silage	Agricultural Fuel Oil
England	1991	1991 or where less than 1500 litres stored on farm
Wales	1991	Since 15 March 2020 all storage must meet the requirements of the Oil Storage (Wales) Regulations 2016
Scotland	2003	2003 or where less than 1250 litres stored on farm
Northern Ireland	2003	2003 or where tank capacity does not exceed 1250 litres

Agricultural Fuel Oil (excluding domestic only tanks, mobile and underground tanks)

- There must be an impermeable bund. The bund is either at least 110% capacity of the individual tank, or if there is more than one tank within the bund, 25% of the total or 110% of the largest tank
- There must be an outlet within bund (NB – with double skinned tanks, in principle the outer skin can act as the bund for the inner tank however this benefit is lost if the outlet is at the bottom of the tank as any leakage through or around the outlet will not be captured)

Note: It is best practice for all fuel tanks to be bunded even if they benefit from exemptions to the legislation

SAFE APPLICATIONS TO LAND

This appendix provides guidance on making applications to land. All applications to land must be carried out in accordance with legislation. Environmental Permits or exemptions must be held where applicable. If your farm is in an NVZ you must also follow NVZ rules.

Note: Producers should always check with buyers to ensure that any applications of sludge, compost, digestate and other materials originating outside the farm are acceptable to customers.

Sewage Sludge (biosolids)

For further information, including the Biosolids Assurance Scheme (BAS) Standard, refer to <https://assuredbiosolids.co.uk/>

Evidence of BAS Certified Biosolids should be provided by your biosolids supplier and can be verified in the Certification section of the BAS website assuredbiosolids.co.uk

Farmyard Manure (FYM) and Slurry – Fresh, Stored or Treated

Using the following steps as a guide will help to ensure that manures are used efficiently:

- Know the nutrient contents of applied manures
- Apply manures evenly and at known rates
- Where appropriate, rapidly incorporate manures or use an application technique that will minimise ammonia losses
- Apply manures in spring, where possible, to reduce nitrate leaching losses
- Take the nutrient content of applied manures into account when calculating inorganic fertiliser applications

Spreading manures onto pasture is a valuable source of nutrients but can play a role in transferring disease to healthy stock. The main risk is from spreading fresh, unstored slurry or manure. Risks are reduced by storage, low application rates and leaving pasture for as long as possible before grazing.

Note: The scheme recommends that poultry manure is not applied to grazing land or grassland to be harvested due to the risks associated with botulism.

Compost, Digestates and other Recycled Materials

It is recommended that digestates and composts sourced from external contractors for application to land have been produced to the relevant PAS specification (PAS 110 for digestate, PAS 100 for compost) and are applied following the associated Quality Protocol. The specifications and Quality Protocols provide safeguards on the feedstock materials, the processing stages and end product quality.

Where anaerobic digestate is produced from an energy crop feedstock (e.g. maize) and there is no pasteurisation step there is a risk that plant pathogens, for example *Fusarium* spp., may be present. It is recommended that energy crop digestate is ploughed in before drilling a subsequent cereal crop.

SAFE APPLICATIONS TO LAND

Safe Applications to Land Matrix

	Manure and Slurry		Compost and Anaerobic Digestate		Treated Sewage Sludge	
	Application	Grazing/ harvest interval	Including animal by-products	Not including animal by-products	Conventional treated	Enhanced treated
Combinable crops (inc. homefed)	May be applied before and after drilling/planting	n/a	May be applied before and after drilling/planting			
Grassland and forage – grazed *	Recommended that applications are made in the spring and that rapid incorporation techniques are used	At minimum a 4 week no-graze interval applies. It is recommended that there is an 8 week no-graze interval for adult livestock and a 6 month no-graze interval for youngstock	A no-graze interval of 2 months for pigs and 3 weeks for other livestock applies	A no-graze interval of 3 weeks applies	No grazing in season of application or a no-graze interval of 3 weeks applies when biosolids is deep injected or ploughed down	A no-graze interval of 3 weeks applies
Grassland and forage – harvested **		A no-harvest interval of 4 weeks applies	A no-harvest interval of 2 month for pigs and 3 weeks for other livestock applies	A no-harvest interval of 3 weeks applies	A no-harvest interval of 3 weeks applies	A no-harvest interval of 3 weeks applies

* Grass, forage swedes and turnips, fodder mangolds, fodder beet, fodder kale, forage rye and triticale, turf

** Grass silage, silage maize, haylage, hay, herbage seeds



RED TRACTOR ASSURANCE SCHEME MEMBERSHIP RULES

RED TRACTOR ASSURANCE MEMBERSHIP RULES (1st August 2020)

Your attention is drawn in particular to the limitation of liability provisions set out in Rules 74 to 76.

We are Assured Food Standards, trading as Red Tractor Assurance ('RTA'), a not for profit company, owned and funded by organisations and trade bodies from across the British farming and food industry.

1. These rules together with the accompanying explanation of how the Scheme works and any additional sector specific rules issued from time to time by RTA as contemplated in Rule 5 (as amended from time to time, 'these Rules') govern the terms and conditions for membership of the Red Tractor Assurance Scheme ('the Scheme').
2. In these Rules:
 - a. 'Applicant Business' means applicants for membership of the Scheme;
 - b. 'Assessment' means the assessment of your conformance to the Standards by your Certification Body's appointed assessor, whether carried out on application, renewal, on a revisit to assess previously identified non-conformances or by way of spot checks, whether announced or unannounced and whether by way of personal visit, remote assessment via video-streaming and/or the review of documentation uploaded by you to the Red Tractor Portal;
 - c. 'Associate', in respect of a Member, means any shareholder, officer, agent, employee, contractor or relative of that Member and any relative of any such person;
 - d. 'Certification Body' means a certification body (acting as an independent contractor) which is licensed by RTA to carry out certification and assess conformance to the Standards, all such bodies being set out from time to time in RTA's website at <https://assurance.redtractor.org.uk/standards/contact-certification-bodies>;
 - e. 'Enterprise' means a farming enterprise or activity which is covered by any of the particular Standards;
 - f. 'Member' means a member of the Scheme;
 - g. 'Member Logos' means the Member logos set out from time to time in the RTA Website at <https://assurance.redtractor.org.uk/contentfiles/files/SchemeLogoRules.pdf>;
 - h. 'Membership' means membership of the Scheme;
 - i. 'Red Tractor Assurance Claim' means a claim to source and supply food or drink products which are eligible to carry any version of the Red Tractor logo;
 - j. 'Red Tractor Portal' means the online portal onto which you may upload documentation in advance of an Assessment and which can be accessed at <https://portal.redtractor.org.uk/#/home>;
 - k. 'relative' in relation to a person includes the mother, father, stepfather, stepmother, sister, brother, wife, husband, civil partner, daughter, son, grandparent, grandchild, parent-in-law, son-in-law, daughter-in-law, sister-in-law, brother-in-law, step parent, step child, step sister, step brother, foster child, legal guardian, domestic partner or fiancé/fiancée of that person or of that person's spouse, former spouse, civil partner or former civil partner;
 - l. 'RTA Website' means the website of RTA at <https://assurance.redtractor.org.uk> (or any replacement website RTA may establish and operate from time to time);
 - m. 'Scheme Member Checker' means the database of Members maintained by RTA at <https://checkers.redtractor.org.uk/rtassurance/services.eb>;
 - n. 'Standards' means the Red Tractor Assurance Scheme farm standards for each farming sector (currently, beef & lamb, dairy, pigs, poultry, crops and fresh produce) and supply chain standards (currently, livestock transport, meat and poultry processing, livestock markets and collection centres, safe haven and cold crush) as set out in the RTA Website at <https://assurance.redtractor.org.uk/standards> and as set out at the end of this document, as updated from time to time; and
 - o. 'you' means such Applicant Business or Member as the context permits.
3. You can only gain certification and obtain 'Red Tractor Assured' status for an Enterprise to which your application relates if you conform to the Standards applicable to that Enterprise and you must continue to meet these Rules and those Standards at all times. Failure to comply with these Rules or the Standards may result in your certification (whether for a particular Enterprise or for all Enterprises carried out by you) being suspended or withdrawn and your Membership being terminated.
4. RTA may update these Rules and the Standards at any time. You will be given notice of the specific changes made to the Standards and when they will come into effect. When changes are made to the Rules, we will give you notice of that fact and confirm in such notice when the amended Rules will come into effect and how you can view and download or otherwise obtain the amended Rules. You must ensure full compliance with all such changes to the Standards and the Rules to retain 'Red Tractor Assured' status.
5. From time to time RTA may publish (including via the RTA Website) additional sector specific rules and guidance which will be supplementary to and deemed to be part of these Rules (for example, rules and guidance in respect of contract farming in the combinable crops sector and the Safe Haven New Entrants and Suspended Member Protocols).

6. These Rules are in addition to any statutory requirements. Nothing in these Rules shall be deemed to provide exemption from current legislation and you must comply with all legislation relevant to the scope of the Scheme at all times.
7. Where the words 'include(s)', 'including' or 'in particular' are used in these Rules, they are deemed to have the words 'without limitation' following them.

Claiming Products or Services are 'Red Tractor Assured'

8. Subject always to the provisions of Rules 68 to 73 (and in particular the restrictions in Rule 70 on using the relevant Member Logo(s) or any other version of the Red Tractor logo on, or applying any such logo or a Red Tractor Assurance Claim to, food packs (including packaging such as meat, fruit or vegetable boxes, milk cartons or bottles) or using any such logo or making such a claim at the point of sale of food products (including online sales) unless you have a processors and packers licence issued by RTA (see <https://trade.redtractor.org.uk/>), you must not claim that products you sell and/or services you provide are, or describe them as, 'Red Tractor Assured', 'RT Assured', 'RTA Assured', 'RTA', 'RT' or 'Assured' or 'Certified' for the purposes of the Scheme unless and until you have been through the application and Assessment process referred to in the above explanation of how the Scheme works and a certificate of conformity to the relevant Standards has been issued for the Enterprise to which those products or services relate. Thereafter, subject always to Rules 68 to 73, you must not claim that products you sell and/or services you provide are, or describe them as, 'Red Tractor Assured', 'RT Assured', 'RTA Assured', 'RTA', 'RT' or 'Assured' or 'Certified' for the purposes of the Scheme:
 - a. if and to the extent that such products or services relate to a business, Enterprise, activity, location, holding, site, store or vehicle which is not included in the scope of your certification;
 - b. if your certification has been (and for so long as it remains) suspended or has been withdrawn for any reason;
 - c. if you do not renew your Membership on time in accordance with these Rules;
 - d. if your Membership terminates for any reason; or
 - e. if you have voluntarily left the Scheme.

Application

9. Any sole trader, partnership, limited or unlimited company or limited liability partnership (or other form of trading entity approved by RTA), farming or carrying out an Enterprise, can apply to be a Member. Similar schemes operate in the devolved regions of the UK covering some Enterprises and where this applies you should join the local scheme.
10. You can apply to join the Scheme for a single Enterprise or whatever combination of Enterprises fits your business needs. The exceptions to this are: beef and lamb, where, if both cattle and sheep are farmed, both have to be assessed and certified; and dairy, where beef assurance is required for the cattle (see Rule 23).
11. You can only apply for Membership through a Certification Body, which is an independent contractor licensed by RTA to certify conformance to the Standards.
12. Each sole trader, partnership, limited or unlimited company or limited liability partnership (or other form of business approved by RTA) farming or carrying out an Enterprise must be registered as a Member in its own right in order to exercise the rights afforded by Membership and each Member must have at all times a named nominated person ('Nominated Person') who has functional responsibility for the management decisions and operating systems being assessed.
13. The Nominated Person of the Applicant Business must sign the membership application form provided by your chosen Certification Body ('your Certification Body') and subsequent renewal application forms (and RTA and your Certification Body shall be entitled to assume that the Nominated Person is authorised to sign such forms on your behalf). In submitting an application or renewal fee and/or such forms, you are agreeing with RTA and your Certification Body to be bound by these Rules and the Certification Body's terms of engagement.
14. Any false or misleading statement made on the Membership or renewal application forms, during Assessments, or in any other communication, may lead to suspension or withdrawal of your certification and even exclusion from future Membership. You must provide, upon request by RTA or your Certification Body, any information relevant to conformance with the Standards or these Rules.
15. Any act or omission to act (whether by you, your officers, employees or agents or a third party and whether or not in relation to your premises, site or holding) which impacts on your conformance to the Standards, these Rules or any relevant legislation, will be deemed to be your responsibility for the purpose of assessing your compliance with the Standards and these Rules. Any rights and remedies available to and sanctions imposed by RTA or your Certification Body in respect of any non-conformance to the Standards ('non-conformance') or breach of these Rules may, at the discretion of RTA or your Certification Body, be deemed to apply also to any other person who operates or proposes to operate from the same premises, site or holding as you and who is or wishes to become a Member.

Holdings, Sites, Stores and Vehicles

16. You must disclose in your Membership or renewal application form all holdings, sites, stores and vehicles which you want to be included in the scope of your certification (having regard to Rules 17, 18 and 19 below).
17. Subject always to Rules 12, 18 and 19, where a Membership or renewal application form lists more than one holding, site, store, or vehicle, they must all be managed on a day to day basis by the same person. A separate application must be made in respect of any holding, site, store or vehicle of a Member which is managed on a day to day basis by a different person. If there is any uncertainty over whom any holding, site, store, or vehicle is managed by, RTA or your Certification Body may require you to provide such documentary evidence as it sees fit and its decision shall be final, subject always to Rule 83 to 85 (Complaints and Appeal Procedure).
18. Unless RTA or your Certification Body otherwise permits in writing in its absolute discretion, separate Membership or renewal applications will be required in accordance with the following principles or as RTA or your Certification Body may direct:

Enterprise / Activity	Separate Membership for each:
Farms / Safe Haven / Cold Crush	<ul style="list-style-type: none"> Enterprise Holding / site within each such Enterprise: subject to the provisions of Rule 19 below.
Livestock Transport	Commercial Livestock Vehicle / Trailer
Livestock Market	Site with separate Animal Gatherings Order Approval Number
Collection Centre	Site with separate Animal Gatherings Order Approval Number
Meat and Poultry Processing	Site with separate FSA Approval Number

19. Additional farm holdings may be allowed within an application for a main site or holding provided the additional holdings fall within the relevant description set out below and subject always to such holdings being managed on a day to day basis by the same person.

Dairy	Poultry	Pigs	Beef/Lamb	Crops	Fresh Produce
Each milking premises requires a separate registration	A self contained live poultry site with defined poultry stock management, operational control and bio-security standards requires a separate registration	Main holding + max 3 small nursery or finishing units	Main site + additional sites where livestock are kept.	Main holding + any additional sites where fertilisers and pesticides are kept or harvested products stored or processed.	
		Additional sites must be sufficiently close to the main site or holding as agreed by the Certification Body.			

Dairy Members

20. Dairy farm assurance is normally arranged by the dairy purchaser (i.e. the first purchaser of milk from the farm and with whom the milk producer enters a milk supply contract). Separate membership rules (the 'Dairy Purchaser Membership Rules') apply to dairy purchasers. Dairy purchasers who wish to become a dairy purchaser member of the Red Tractor Dairy Farm Assurance Scheme must complete the application form available upon request by emailing "memberhelp@redtractor.org.uk" and are required to ensure that all milk producers supplying milk to them have a valid certificate evidencing conformance to the Red Tractor Dairy Farm Assurance Standards.
21. By agreeing to supply milk to a dairy purchaser member of the Red Tractor Dairy Farm Assurance Scheme, a milk producer shall be deemed to have agreed to be bound by these Rules and upon the issue of a valid certificate evidencing conformance to the Red Tractor Dairy Farm Assurance Standards, the milk producer shall become a milk producer member of the Red Tractor Dairy Farm Assurance Scheme. If the dairy purchaser membership of the dairy purchaser to whom a milk producer member supplies milk is suspended or terminated, the milk producer membership of the milk producer itself will also be suspended or terminated (as the case may be). If a dairy purchaser member has given notice to terminate its membership of the Red Tractor Dairy Farm Assurance Scheme in accordance with the Dairy Purchaser Membership Rules, each milk producer member supplying milk to that dairy purchaser member must (until such termination) continue to comply with these Rules and permit dairy Assessments to continue to be carried out.
22. Individual dairy farms which are both a milk producer and a milk processor may, on an exceptional basis and at RTA's absolute discretion, be accepted into membership of the Red Tractor Dairy Farm Assurance Scheme as both a milk producer member and a dairy purchaser member. Any such member (referred to as an "Independent Member") must comply with both these Rules and the Dairy Purchaser Membership Rules. If an Independent

Member's dairy purchaser membership is suspended or terminated in accordance with the Dairy Purchaser Membership Rules, the Independent Member's milk producer membership shall automatically be suspended or terminated (as appropriate). Similarly, if an Independent Member's milk producer membership is suspended or terminated in accordance with these Rules, the Independent Member's dairy purchaser membership shall automatically be suspended or terminated (as appropriate).

23. Cattle on dairy farms must also be beef assured (i.e. certification to the RTA beef Standards or to the beef assurance scheme in any relevant devolved region of the UK – see Rule 9). If you do not want your beef assurance to be assessed by the Certification Body which assesses your certification to the Red Tractor Dairy Farm Assurance Standards, you must, at the time of your dairy Assessment, demonstrate to the dairy assessor that your beef assurance is in place and commit to it being maintained.

Initial Assessment and Certification

24. A full initial Assessment must be completed and you must conform to all the Standards (not including 'recommendations') before your certification can be progressed and your Membership confirmed.
25. To enable a full Assessment to take place you must grant the assessor access to (or take all steps necessary to facilitate the carrying out of a remote visual Assessment, such as via video-streaming and/or by uploading records and documents to the Red Tractor Portal, of):
- all parts of the holding, site, store or vehicle, key members of staff and records/documents to which he/she reasonably requests access;
 - all livestock and, where relevant, allow the assessor to carry out welfare outcome scoring.
26. Without prejudice to Rule 53.d, an assessor may refuse to carry out or finish an Assessment:
- if he/she believes the presence of a third party may, intentionally or otherwise, influence its outcome in an inappropriate manner;
 - if he/she feels threatened or that he/she has been subjected to abusive behaviour at any time during the visit; or
 - if the site is empty or non-operational.

27. If any of the Standards has not been met, then a non-conformance will be raised. Certification will be dependent upon you carrying out improvements to the satisfaction of the Certification Body and within the specified time period(s).

28. Certificates and, where applicable, stickers confirming certification status, only relate to the assessed holding(s) or site(s) and are not transferable to any other holding or site or to any other business or person. All such certificates and stickers remain the property of your Certification Body. Whilst certificates and stickers may be useful in confirming 'Red Tractor Assured' status, the only definitive proof of certification and 'Red Tractor Assured' status is the Scheme Member Checker database managed and operated by or on behalf of RTA.

Membership Renewal

29. Your Membership must be renewed annually. Failure to renew within one month after an annual renewal date will result in your Membership being terminated. If you subsequently apply again to be a Member, you will be treated as a new applicant and a full initial Assessment will be required. In such a case, your Membership and certification will not be backdated.

Material Changes

30. You must keep your Certification Body informed of any material changes to your operation (when compared to the operation as at the date of your most recent Assessment) which might affect your certification. Examples of such 'material changes' include:
- additional holdings or sites (e.g. crop storage facilities, livestock grazing);
 - a change in the person who manages on a day to day basis any Enterprise, holding, site store or vehicle within your certification;
 - additional commercial livestock vehicles;
 - the site becoming empty of livestock at any time;
 - the site becoming restocked; and/or
 - changes to the activity being carried out on the holding or site (e.g. a farm or haulier also operating as a collection centre, or a meat processor beginning to process new species such as pork or poultry).
31. If you are the subject of an event described in Rule 53.g, or if any action is taken which is likely to lead to such an event, you must inform your Certification Body immediately giving details of any person appointed (or proposed to be appointed) as receiver, liquidator, administrative receiver, administrator or other such officer pursuant to any such arrangement or related order.
32. If, where you are a company or limited liability partnership, one of your members or any other person (including any group company) with whom you are connected, is the subject of an event described in Rule 53g or if any action is taken which is likely to lead to such an event, in circumstances which could result in you being unable properly to perform your obligations as a Member under these Rules, you must inform your Certification Body immediately, giving details of any person appointed (or proposed to be appointed) as receiver, liquidator, administrative receiver, administrator or other such officer pursuant to any such arrangement or order.

33. When certified against the Red Tractor Fresh Produce Standard only, you may ask your Certification Body for a voluntary suspension of one, some or all of the crop types covered by the certification.

Changing Certification Body

34. You can change your Certification Body at any time, in accordance with Rules 35 to 38.
35. You must declare on your application to the proposed new Certification Body whether you have previously applied to become, or have been, or are currently, a Member. If that is the case, you must confirm the Certification Body to whom you applied, your previous Membership number and details of all sites previously assessed (as well as the CPH number and PRIMO/ Herd mark, where applicable).
36. Your proposed new Certification Body will request and be given access to your historical data and records from your existing Certification Body before confirming continued certification.
37. The proposed new Certification Body may reject your application to transfer if you have outstanding non-conformances still to be rectified or if any other previously imposed certification or Membership condition prevents the application from being accepted. In such a case, before any transfer takes place, you must clear non-conformances to the satisfaction of your existing Certification Body. Unless otherwise agreed in writing by RTA, any previously imposed conditions (e.g. more frequent or unannounced inspections) shall continue to apply to and may be enforced by the new Certification Body.
38. If your application to transfer is accepted by the new Certification Body, it will take effect immediately upon such acceptance being confirmed and you do not need to inform your former Certification Body of the transfer.

Routine Assessments and Spot Checks

39. You must allow your Certification Body's appointed assessors to carry out routine Assessments, revisits and spot checks, whether in person or remotely (whether via video streaming and/or review of documents and records uploaded to the Red Tractor Portal or otherwise) and where Assessments are requested to be carried out remotely you must take all reasonable steps necessary to enable remote Assessment to take place.
40. Each of RTA, your Certification Body and any third party duly authorised to act on behalf of either or both of them, has the right to carry out an Assessment or spot check at short notice or unannounced.
41. The assessor may be accompanied by an observer.
42. If any of the Standards are not met, a non-conformance will be raised. Continued certification will be dependent upon you carrying out improvements to the satisfaction of the Certification Body and within the time period(s) specified.

Special Conditions of Certification

43. RTA and your Certification Body shall each be entitled, at any time and each in its absolute discretion, to specify 'Special Conditions of Certification' for your Membership and/or continued certification. This may include:
- additional announced or, if so specified, unannounced Assessments or spot checks by the Certification Body over and above the normal routine Assessments, all such additional Assessments and spot checks being at your cost; and
 - obtaining evidence from a third party expert (nominated by RTA or the Certification Body and appointed at your cost) that the Standards are being met.

Fees

44. You must, on initial application and annually thereafter, pay to your Certification Body an annual Membership fee for each Enterprise being assessed. The annual Membership fee is made up of an amount equal to the annual participant fee(s) which RTA charges the Certification Body for each Enterprise assessed by it (and which your Certification Body charges on to you) and an amount to cover your Certification Body's own charges. Details of the annual participant fees and any other fees charged by RTA to Certification Bodies can be downloaded at: <https://assurance.redtractor.org.uk/who-we-are/how-we-are-funded>. Your Certification Body may change the annual Membership fee from time to time and will review the fee annually. Your Certification Body (or RTA) will notify you of any changes in the annual Membership fee.
45. You must pay any additional charges your Certification Body may impose for:
- visits to additional holdings/sites not close to the main holding or site;
 - visits to additional holdings/sites/vehicles notified to the Certification Body after any previous Assessment;
 - the assessor having to return, whether to complete an Assessment report where, through no fault of the assessor, it could not initially be completed in full, or to check that non-conformances have been rectified; and
 - any additional Assessments or spot checks required under any Special Conditions of Certification specified by RTA or your Certification Body, as contemplated in Rule 43.
46. For milk producer members, some fees may be met by your milk purchaser. You should contact your milk purchaser for further details.
47. You are responsible for any external third party fees required to meet the requirements of the Standards (for example, Quarterly Veterinary Reports

on farms certified to the RTA Pig Standards) and any Special Conditions of Certification specified under Rule 43.

48. You are responsible for any costs you incur in meeting the Standards and rectifying non-conformances.
49. If you fail to pay any fees required to be paid by you under these Rules, RTA or your Certification Body shall each be entitled to reject your Membership or renewal application or to suspend or withdraw certification for any relevant Enterprise(s).

Suspending Certification

50. Your Certification Body has the right to suspend your certification if:
- you unreasonably delay or refuse a routine Assessment, revisit or spot check;
 - circumstances on a relevant holding or site prevent the assessor from completing an Assessment in full;
 - major non-conformances (meaning for the purpose of these Rules a non-conformance to the Standards or breach of these Rules which is treated as a 'major' non-conformance by assessors at the time of the relevant Assessment);
 - an excessive number of non-conformances are found during an Assessment;
 - the same non-conformance is found on successive Assessment visits;
 - you fail to rectify any non-conformance within a specified timescale;
 - you fail to comply with these Rules or the Standards;
 - evidence which your Certification Body or RTA reasonably believes to be reliable is received from a third party, indicating that you are not conforming to the Standards to a material extent; or
 - being a milk producer member of the Red Tractor Dairy Farm Assurance Scheme, the dairy purchaser membership of that scheme of the dairy purchaser to whom you supply milk is suspended.

If your certification has been suspended and you do not take the necessary action to rectify any notified non-conformance(s) within 3 months of such suspension, your certification may be withdrawn with immediate effect by written notice served by your Certification Body, whereupon your Membership will be automatically terminated.

Termination of Membership and Withdrawing Certification

51. Each of RTA and your Certification Body may refuse applications or impose particular conditions for re-entry into the Scheme where an application relates to an Enterprise, business, holding, site, store and/or vehicle in respect of which certification has previously been withdrawn in accordance with these Rules (and even if all relevant non-conformances have been rectified).
52. RTA and the Certification Bodies will not accept a Membership or renewal application (including from a new applicant) if the application relates to an Enterprise, business, holding, site, store or vehicle in respect of which Membership or certification conditions or other restrictions or sanctions have been imposed under these Rules and remain outstanding or in place (as the case may be), unless it can be demonstrated to the satisfaction of RTA and the Certification Body that the Applicant Business is not connected to the Member subject to those conditions, restrictions or sanctions (other than being connected purely in terms of operating from the same holding, site, store or vehicle) and there are no other reasons for refusing such an application.
53. Each of your Certification Body and RTA may, in its absolute discretion, refuse an application for Membership, and/or your Certification Body may withdraw certification (whether for a particular Enterprise or for all Enterprises carried out by you) and/or RTA may, by written notice, immediately terminate your Membership:
- if you fail to comply with these Rules or the Standards;
 - if the Certification Body or RTA considers that it is necessary to do so to prevent RTA or the Scheme from being brought into disrepute;
 - if any act or omission by you or any of your Associates (i) has brought or may, in the reasonable opinion of the Certification Body or RTA, bring RTA or the Scheme into disrepute or (ii) has damaged or may, in the reasonable opinion of the Certification Body or RTA, damage the integrity of the Standards;
 - if, notwithstanding the rights under Rule 26.b, an assessor, employee or officer of the Certification Body or RTA feels threatened or that he has been subjected to abusive behaviour by you or any of your Associates;
 - if, without prejudice to Rules 53.a, b, c and d, a material breach by you of these Rules (including a major non-conformance to the Standards) which is not capable of being remedied has occurred or a material breach by you of these Rules (including a major non-conformance to the Standards) which is capable of remedy has not been remedied within 30 days (or such other period as RTA or your Certification Body notify you in the case of a major non-conformance of the Standards) after service of a written notice requiring it to be remedied;
 - if you are still categorised as high risk following two consecutive unannounced spot checks as a result of our risk based approach to inspections;
 - upon your voluntary or compulsory bankruptcy or liquidation, the

appointment of a receiver, liquidator, administrative receiver, administrator or other such officer over any of your assets, or your entry into any composition or arrangement with your creditors;

- h. if you are subject to a change of control ("control" being defined as in the Income and Corporation Taxes Act 1988) which, in the reasonable opinion of RTA or the Certification Body, is likely to have a detrimental effect on the integrity, goodwill or reputation of RTA, the Certification Body, the Standards or the Member Logos;
- i. in the event of an act of gross negligence or fraud on your part or the part of any of your Associates;
- j. if, after your certification has been suspended under Rule 50, you do not take the necessary action to rectify notified non-conformances within 3 months of such suspension;
- k. if you fail to pay any amount owing to RTA or your Certification Body under these Rules;
- l. if you, any of your Associates, any person involved in the day to day management of an Enterprise, holding, site, store or vehicle within your certification or any other person involved with livestock in relation to any such Enterprise, holding, site, store or vehicle, is banned from keeping livestock;
- m. if, being a milk producer member of the Red Tractor Dairy Farm Assurance Scheme, the dairy purchaser membership of that scheme of the dairy purchaser to whom you supply milk is terminated; or
- n. if RTA ceases to operate the Scheme.

For the avoidance of doubt, if your certification is withdrawn in respect of all relevant Enterprises, you shall automatically cease to be a Member.

Termination of Membership by Member

- 54. You may give notice in writing to terminate your Membership in the event of the voluntary or compulsory winding-up or liquidation of RTA, the appointment of a receiver, liquidator, administrative receiver, administrator or other such officer over any of the assets of RTA, or RTA entering into any composition or arrangement with its creditors.
- 55. You may at any time give notice in writing immediately to terminate your Membership. For the avoidance of doubt, this Rule 55 does not apply to milk producer members of the Red Tractor Dairy Farm Assurance Scheme.

Indemnity and Inadequacy of Damages

- 56. You undertake to indemnify RTA and your Certification Body against all liabilities, costs, expenses, damages or losses (including any direct or indirect loss of profit, loss of business, loss of goodwill, loss of reputation or consequential loss, and all interest, penalties and legal and other professional costs and expenses) suffered or incurred by RTA or your Certification Body arising out of or in connection with any event or circumstance referred to in Rules 53.a to 53.m (inclusive) or any other breach by you of these Rules.
- 57. Without prejudice to any other rights or remedies that RTA or the Certification Body may have, you acknowledge and agree that damages alone may not be an adequate remedy for any breach by you of these Rules. Accordingly, RTA and the Certification Body shall be entitled, without proof of special damages, to the remedies of injunction, specific performance or other equitable relief for any threatened or actual breach of these Rules.

Prosecutions, Regulatory Sanctions and Third Party Evidence

- 58. You must notify your Certification Body of any prosecution that has at any time been brought or is or is likely to be brought against you or any of your Associates, or in relation to any Enterprise, business, site, holding, store or vehicle owned or occupied by you or any of your Associates or referred to in a Membership or renewal application, which relates to any issues covered in the Standards, including food safety, product traceability, animal health, animal welfare, animal identification and movements, veterinary medicine records, trade description, animal transport, environmental legislation or relevant consumer protection legislation.
- 59. For the purpose of Rule 58, 'prosecution' shall include, in respect of farms, any penalty relating to Cross-Compliance requirements that directly relates to issues covered in the Standards.
- 60. You will be asked to sign a declaration relating to prosecutions and penalties in the initial Membership application form, renewal forms and other Scheme documents. Any information relating to such matters received by RTA or your Certification Body will be investigated and appropriate action taken.

Confidentiality and Data Protection

- 61. Your details will be treated in confidence save as set out below, and your personal data will be treated in accordance with the terms of our Privacy Policy. RTA and your Certification Body may however provide to any third parties who have a legitimate interest in knowing the same (including your customers and suppliers), details of your certification status (being full, suspended, withdrawn or a non-member), the date of your last Assessment, your certification expiry date and your certification renewal date. This information may be made available through the on-line Scheme Member Checker and lists of certified, suspended and/or withdrawn Members may be published by RTA from time to time.
- 62. If a matter arises which is or could constitute or lead to an infringement of any laws or regulations relating to the scope of Red Tractor either (a) by you or any of your Associates or (b) which is connected directly or indirectly

to you, your Membership or any Enterprise, you agree that any relevant regulatory or administrative body or agency, including the Food Standards Agency, the National Food Crime Unit, the Animal and Plant Health Agency, Local Authorities, the Rural Payments Agency, the Environment Agency, Natural England, any equivalent bodies in devolved regions of the UK and any of their respective successor bodies or agencies and any third party acting in good faith on their behalf or in their interests, shall be entitled to provide to RTA and/or your Certification Body any reports or documentation produced by such body, agency or third party in respect of the relevant matter (whether or not requested by RTA or your Certification Body) and that each of RTA and your Certification Body may request such reports and documentation from such bodies, agencies and third parties. Each such body, agency and third party shall be entitled to rely on your consent under this Rule 62 to the disclosure of such reports and documentation to RTA and/or your Certification Body.

- 63. Without limiting Rules 61 and 62, each of RTA and your Certification Body may transfer data and information about your certification and Membership to their respective successors, any transferee(s) of their respective businesses and any new operator(s) of all or part of the Scheme, provided such transferee(s) shall have the same rights and obligations with regard to such data and information as the relevant transferor(s).
- 64. RTA shall be entitled to produce and publish statistical reports drawing upon aggregated Scheme data, provided that individual performance data cannot be traced back to you.
- 65. Membership data may be retained on RTA's databases (subject always to the provisions of Rules 61 to 64) for ten years after you have ceased to be a Member (or such longer period as RTA reasonably considers necessary to enable it effectively to monitor trends in membership and performance).
- 66. RTA is entitled to receive copies of Assessment reports from your Certification Body.
- 67. In exceptional circumstances, where an assessor comes across evidence of an immediate and significant risk of unacceptable animal welfare practices, food contamination or environmental pollution, RTA and your Certification Body may each immediately notify any competent authorities, notwithstanding any other provision of these Rules or any other agreement you may have with either RTA or your Certification Body.

Member Logos

- 68. Using the Member Logos: For so long as you are a Member, you are entitled to indicate that you hold a certificate of conformity to the relevant Standards and, for that purpose only, you may refer to your operations (but only insofar as they are covered by your certificate of conformity) as 'Red Tractor Assured' and (subject always to Rules 69 to 73) use the appropriate Member Logo(s) on stationery and publicity materials (including on your website) provided that you follow all directions on the use of the Member Logos given from time to time by RTA or set out on the RTA Website at <https://assurance.redtractor.org.uk/standards/member-rules>. You agree to observe all such directions.
- 69. Farm Shops, Farmers Markets and food/drink product sales via all other channels, such as meat/vegetable/fruit box schemes, including online sales and use of Red Tractor supplied marketing materials: Subject always to Rule 70, if you sell your own Red Tractor Assured meat, fruit or vegetable food or drink products to the public, whether through your own farm shop, or at farmers markets or other events, or via any other channels, including online sales of meat/vegetable/fruit boxes via your website/apps, you are, for so long as you are a Member, allowed to use the appropriate Member Logo(s) in your shop, or on your market/fair stall, or within the content of your websites/apps for online sales which describes your Red Tractor Assured farm operations only and provided always that:
 - a. the relevant Member Logo(s) are only used in your own farm shop or on such stall in relation to Red Tractor Assured meat, fruit and vegetable food or drink products of your own farm and no other products (and the Member Logo(s) must be positioned carefully so that the public is not misled into thinking that those other products are Red Tractor Assured);
 - b. Member Logo(s) used in your website/apps are only used to describe your Red Tractor Assured farm operations and are not used to describe any products or displayed next to or in connection any product or price lists;
 - c. you follow all directions on the use of the Member Logos which may from time to time be given by RTA or set out on the RTA Website at <https://assurance.redtractor.org.uk/contentfiles/files/SchemeLogoRules.pdf>;
 - d. if you are a milk producer member and sell raw milk to the public, you may not use the Member Logo denoting your membership of the Red Tractor Dairy Farm Assurance Scheme (or use any other version of the Red Tractor logo or make any Red Tractor Assurance Claim) in any way whatsoever (including in relation to any marketing materials, whether your own or those supplied by RTA); and
 - e. if you are milk producer member and do not sell raw milk to the public, provided you comply with Rule 68, you may use the Member Logo denoting your membership of the Red Tractor Dairy Farm Assurance Scheme on your stationery and publicity materials (including on your website).

In addition, for so long as you are a Member (other than a milk producer who sells raw milk to the public) you may use marketing materials supplied by RTA to help promote the Scheme provided that you not do so in a way which might mislead the public in relation to the scope of your Red Tractor Assured products or activities or in a way which ties such materials to actual products.

70. Restriction on using the Member Logos or Red Tractor logo on food products, including on product packaging (including any meat/vegetable/fruit boxes or milk cartons or bottles): You may not use or print any Member Logos or any other version of the Red Tractor logo on, or apply any such logo or a Red Tractor Assurance Claim to, food packs (including any packaging such as meat/vegetable/fruit boxes, milk cartons or bottles) or use any such logo or make a Red Tractor Assurance Claim in connection with the sale of food or drink products (including online sales) unless you have a processors and packers licence issued by RTA. To apply for a processors and packers licence, go to <https://trade.redtractor.org.uk/apply-for-a-red-tractor-license/>.
71. The rights to use Member Logos under Rules 68 and 69 are limited to using the entire designation and in an identical form or forms to that or those directed by RTA from time to time. These rights are personal to you as a Member and may not be assigned, transferred or sub-licensed to any other person.
72. As a Member, you shall not use (or authorise or license others to use) the Member Logos and/or the Red Tractor logo or name in any way other than as expressly permitted in these Rules (or in a processors and packers licence granted to you) and you shall not use or authorise or license any other person to use any name, mark, sign or device which is or could reasonably be regarded as similar to the Member Logos and/or the Red Tractor logo or name; nor shall you file or cause to be filed any application for any trade mark or certification mark which is or could reasonably be regarded as similar to the Member Logos and/or the Red Tractor logo; nor shall you register or attempt to register any company in a name which is or could reasonably be regarded as similar to any of the names 'Red Tractor', 'Red Tractor Assurance', 'Red Tractor Assured', 'RTA', 'Assured Food Standards' or 'AFS'. You will not oppose or cause any oppositions to be filed to any trade mark or certification mark applications filed by or on behalf of RTA, nor object to or take any adverse action in respect of any of RTA's trade mark or certification mark registrations; nor will you register or attempt to register the Member Logos and/or the Red Tractor Logo or name, or any name, mark, sign, or device which is or could reasonably be regarded as similar to the Member Logos and/or the Red Tractor logo or name, anywhere in the world or otherwise cause any question to be raised concerning RTA's ownership of the Member Logos or the Red Tractor logo or name, or the validity or enforceability of such rights; nor will you do or say anything that could damage the goodwill and/or reputation of RTA, the Scheme Logos or the Red Tractor logo.
73. Your right to use any Member Logo and/or the Red Tractor name in accordance with these Rules:
 - a. may be terminated by RTA on one month's written notice;
 - b. may be terminated by RTA immediately on written notice if you fail to observe the provisions of these Rules or the directions of RTA with regards to the use of such logos;
 - c. will automatically terminate in so far as use of such logos on products is concerned if and for so long as your certification has been suspended; and
 - d. will automatically terminate if your certification has been withdrawn or your Membership is terminated for any reason or has expired (and is not renewed in accordance with Rule 29).

Limitation of Liability

74. Nothing in these Rules shall limit or exclude the liability of RTA or any Certification Body or any of their respective officers, employees, agents or subcontractors for (a) death or personal injury caused by the negligence of any such person; or (b) fraud or fraudulent misrepresentation.
75. Subject to Rule 74:
 - a. neither RTA nor any Certification Body, nor any of their respective officers, employees, agents or subcontractors, shall under any circumstances be liable, whether in contract, tort (including negligence), breach of statutory duty or otherwise, for any loss of profit, loss caused by business interruption, or any indirect or consequential loss suffered or incurred by a Member and arising under or in connection with the Scheme (including in relation to the administration of the Scheme, the carrying out of Assessments, any rejection of a Membership or renewal application, any suspension or withdrawal of certification or any termination of Membership);
 - b. neither RTA nor any Certification Body, nor any of their respective officers, employees, agents or subcontractors, shall under any circumstances be liable, whether in contract, tort (including negligence), breach of statutory duty, or otherwise, for any losses, liabilities, damages, charges, costs or expenses of whatever nature, suffered or incurred by a milk producer member as a result of or in connection with the purchaser of that milk producer member's milk having its dairy purchaser membership of the Red Tractor Dairy Farm

Assurance Scheme suspended or terminated in accordance with the Dairy Purchaser Membership Rules;

- c. the total liability to any Member of RTA and its officers, employees and agents in respect of all losses, liabilities, damages, charges, costs or expenses of whatever nature, suffered or incurred by that Member and arising under or in connection with the Scheme (including in respect of the administration of the Scheme, the carrying out of Assessments, any rejection of a Membership or renewal application, any suspension or withdrawal of certification or any termination of Membership), and whether in contract, tort (including negligence), breach of statutory duty or otherwise, shall not exceed £300,000 in aggregate in respect of all and any such claims arising in any period of 12 months ending on 31 March (provided that for this purpose a claim will be deemed to have arisen on the date on which the event, act or omission giving rise to such losses, liabilities, damages, charges, costs or expenses occurred); and
 - d. you shall not be able to recover from both RTA and your Certification Body for the same loss.
76. RTA is not a party to the contract you must enter with your Certification Body to govern its Assessment of your conformance (or non-conformance) to the Standards. Subject to Rule 74, neither RTA nor any of its officers, employees or agents shall under any circumstances be liable, whether in contract, tort (including negligence), breach of statutory duty or otherwise, for any acts or omissions of your Certification Body or its assessors or other agents in connection with that contract or the services proposed to be carried out under it by your Certification Body.
 77. The Member shall not be entitled (whether under these Rules and/or in respect of any other membership or licence the Member may have with RTA) to recover damages, or obtain payment, reimbursement, restitution or indemnity more than once in respect of the same loss, shortfall, damage, deficiency, breach or other event or circumstance.

Variation of Rules and Standards

78. RTA shall be entitled at any time to change and update the Standards and these Rules. You will be given notice of any the specific changes made to the Standards and when they will come into effect. When changes are made to the Rules, we will give you notice of that fact and confirm in such notice when the amended Rules will come into effect and how you can view and download or otherwise obtain the amended Rules. RTA and each Certification Body shall each be entitled at any time to change its operating procedures where, in its absolute discretion, it considers it necessary to do so. You will be given advance written notice of any such changes to operating procedures and of when they will come into effect.

Force Majeure

79. RTA shall not be liable to a Member if any delay or failure by RTA or its employees, officers, agents or independent contractors to perform their obligations under these Rules or any related agreement is the result of a Force Majeure Event. For the purpose of this Rule, 'Force Majeure Event' means an event beyond the reasonable control of RTA (or its employees, officers, agents or independent contractors) including acts of God, flood, drought, earthquake or other natural disaster, epidemic or pandemic, terrorist attack, civil war, civil commotion or riots, war, threat of or preparation for war, armed conflict, nuclear, chemical or biological contamination or sonic boom, any law or any action taken by a government, local or public authority, collapse of buildings, fire, explosion or accident, interruption or failure of a utility service.

No Waiver

80. A waiver of any right of RTA under these Rules is only effective if it is in writing and shall not be deemed to be a waiver of any subsequent breach or default. No failure or delay by RTA in exercising any right or remedy under these Rules or by law shall constitute a waiver of that or any other right or remedy, nor preclude or restrict its further exercise. No single or partial exercise of such right or remedy shall preclude or restrict the further exercise of that or any other right or remedy.

Notices

81. A notice given under or in connection with these Rules shall be in writing and:
 - (a) in the case of a notice to RTA, sent by email to Memberhelp@redtractor.org.uk or by first class post to RTA's registered office from time to time; and
 - (b) in the case of a notice to the Member, sent by email or first class post to the email or postal address set out in the Membership or renewal application (or such replacement email or postal address as may subsequently have been notified in writing to RTA) and, in the absence of any such addresses, by post to its registered office (in the case of a company) or last known business address in any other case.
82. A notice shall be deemed to be delivered by 9.00am on the second business day (excluding weekends and bank holidays) after posting in the case of first class post and on sending in the case of email.

Complaints and Appeal Procedure

83. If you wish to raise a formal complaint (such as a formal expression of dissatisfaction about RTA's personnel, services, decisions, contractors or the services of your Certification Body), you should supply details of the complaint and evidence supporting it in accordance with RTA's complaints procedure, a copy of which will be provided upon request (provided that where your complaint relates to an RTA decision or to the outcome of any appeal to your Certification Body your complaint must be sent to RTA within 14 days after the date of the RTA decision or (as the case may be) within 14 days after you have been notified of the outcome of the appeal to your Certification Body).
84. If you are not satisfied with the way your application, Assessment or any certification decision has been conducted, you may lodge an appeal in writing with your Certification Body within such period as your Certification Body may stipulate from time to time. All such appeals will be investigated and dealt with in accordance with the Certification Body's appeal procedure or, if so directed, RTA's appeal procedure. Copies of the relevant appeal procedure will be provided by your Certification Body (or RTA as appropriate) upon request.
85. Decisions taken by RTA to terminate your membership at any time are subject to a right to appeal in accordance with RTA's appeal procedure (which requires you to appeal within 14 days after the date of the RTA decision). Copies of the RTA appeal procedure will be provided by RTA upon request.

Entire Agreement, Third Party Rights and Governing Law

86. These Rules and the documents specifically referred to in these Rules as being available via the RTA Website (including the Standards) represent the entire understanding between you and RTA in relation to your Membership. You acknowledge that you have not relied upon any statement from RTA (written or oral) which is not contained in these Rules (or such documents) in applying to be a Member or renewing your Membership.
87. Subject to the rights of the bodies, agencies and third parties referred to in Rule 62 and to the rights of Certification Bodies as referred to in Rule 88, these Rules are not intended to benefit, or be enforceable by, anyone other than RTA and each Member.
88. Where a Certification Body is referred to in these Rules, the relevant Certification Body shall be able to enforce the rights expressly or impliedly ascribed to it to the fullest extent permitted by law. Furthermore, any successor to RTA (or any transferee of the business of RTA or of RTA's rights under and in relation to the Scheme) shall be entitled to enforce RTA's rights under these Rules and any successor to your Certification Body (or any transferee of the business of your Certification Body) shall be entitled to enforce your Certification Body's rights under these Rules.
89. These Rules and any disputes or claims arising out of or in connection with their subject matter or formation are governed by and shall be construed in accordance with English law. The courts of England have exclusive jurisdiction to settle any dispute or claim that arises out of or in connection with these Rules or their subject matter or formation.



CERTIFICATION BODIES

Your routine point of contact with the Scheme is through your certification body.

Certification bodies are licensed by Red Tractor to manage membership applications and to carry out assessment and certification against the Standards. The table below shows which certification bodies apply to each enterprise.

Certification Body	Beef and Lamb	Dairy	Combinable Crops and Sugar Beet	Fresh Produce	Pigs	Poultry		
						Chickens	Turkey	Duck
NSF	✓	✓	✓	✓	✓	✓		
SAI Global	✓	✓	✓	✓		✓	✓	✓
Lloyd's Register	✓	✓	✓	✓	✓			
NIFCC (Northern Ireland)		✓				✓		
QWFC (Wales)		✓						



■ **NSF Certification**
 Hanborough Business Park,
 Long Hanborough, Oxford OX29 8SJ
 T. 01993 885610
 E. agriculture@nsf.org
 www.nsf-foodeurope.com



■ **SAI Global Assurance Services Ltd**
 PO Box 6236, Milton Keynes MK1 9ES
 T. 01908 249973
 E. agrifood@saiglobal.com
 www.saiglobal.com/assurance



■ **Lloyd's Register**
 6 Redheughs Rigg, Edinburgh EH12 9DQ
 T. 0131 335 6643
 E. redtractor-ca@lr.org
 www.lr.org/uk



■ **NIFCC [Northern Ireland]**
 1A Lissue Walk, Lissue Industrial Estate
 (East), Lisburn, Northern Ireland BT28 2LU
 T. 028 9263 3017
 E. info@nifcc.co.uk
 www.nifcc.co.uk



■ **QWFC [Wales]**
 PO Box 8, Gorseland, North Road,
 Aberystwyth SY23 2WB
 T. 01970 636688
 E. info@wlbp.co.uk
 www.wlbp.co.uk





BUILDING TRUST AND ADVANCING BRITISH AGRICULTURE FOR OVER TWO DECADES

In the wake of damaging food scares, Red Tractor was founded with a clear mission to rebuild public trust in the food produced by British farmers.

Since 2000, we have worked with consumers, our farmer members, food processors and retailers to create the UK's largest and most comprehensive food standards scheme.

Today, it is Britain's most-trusted food assurance scheme, with more than three-quarters of shoppers viewing it as independent and trustworthy.

The Red Tractor symbol is a hallmark of quality British food and drink that is easily recognised by shoppers and diners.

We are proud to work with 50,000 farmer members to produce food and drink to world-leading standards worth £14bn to the UK economy.

The progress we have made does not mean our journey is at an end. Red Tractor will always strive to support and advance British agriculture in producing food that is traceable, safe and farmed with care.