



Chicken Standards: Indoor Enhanced Welfare

1st March 2020
Version 1





Welcome

Welcome to the Red Tractor Assurance for Farms – Poultry Scheme: Indoor Enhanced Welfare Standards, part of the Red Tractor Food Assurance Scheme assuring food safety, animal welfare, hygiene and environmental protection through every part of the food chain.

These Standards have been written and revised by our Technical Advisory Committees (TACs) in consultation with customers, farmer representatives and the wider industry to ensure they are clear and provide meaningful, credible farm assurance for all. This is essential with the increasing demand for traceability of food, growing consumer awareness of animal welfare issues in livestock production and a need to minimise pesticide residues.

For more information about the Red Tractor Assurance Scheme visit www.redtractorassurance.org.uk

GUIDE

Scheme members are advised this manual must be read in conjunction with the 'How the Red Tractor Assurance Scheme Works' leaflet which details the Rules of the Scheme that all members are bound by.

The standards are organised in sections. The AIM of each standard or group of standards is clearly explained. All of the words against each standard including the column 'How you will be measured' form part of the standard.

Standard coding begins with a two letter prefix that identifies the section. Assessors will use this code together with a code to identify the enterprise to which it relates to identify any non-conformances on the report at the end of the assessment.

Key – those standards which have greater significance (all other standards are normal)

Recommendation – those which do not affect certification

New – a completely new standard which the member must now adhere to

Revised – a standard that has changed and requires the member to take some different or additional action to before

Upgraded – the standard has been upgraded to a Key standard or from a Recommendation to a full standard

Appendix – this is referenced in the 'How you will be measured' column and indicates that additional information is provided in the Appendices at the back of this manual



R – this icon indicates that a record is required



Where to find help – at the end of each section we have indicated where you can get extra guidance if you need it. (Our interactive pdf version of this document available on www.redtractorassurance.org.uk will automatically take you to the right documents and sources of more help).

The Red Tractor Chicken Indoor Enhanced Welfare standards incorporate all the criteria required by the Better Chicken Commitment (<https://welfarecommitments.com/europeletter/>) and through our Rules of the Scheme, all members are not exempt from current legislation and must comply with all legislation relevant to the scope of the Scheme at all times. Compliance to the standards is demonstrated through third-party independent inspections.

FURTHER GUIDANCE

Red Tractor Indoor Enhanced Welfare Chicken must:

- originate from Red Tractor certified breeder farms and be hatched in a Red Tractor certified hatchery;
- be caught and transported by a member of the Red Tractor Poultry Catching and Transport Scheme;
- be slaughtered in a factory which is a member of the Red Tractor Meat and Poultry Processing Scheme, standards PW.k to PW.k.10 (inclusive) on the Electrical Stunning/ Killing of poultry are not applicable.

Contents


DP	DOCUMENTS AND PROCEDURES	03
SC	STAFF AND LABOUR PROVIDERS	04
TI	TRACEABILITY AND ASSURANCE STATUS	05
VC	VERMIN CONTROL	05
HF	HOUSING, SHELTER AND HANDLING FACILITIES	06
FW	FEED AND WATER	09
AH	ANIMAL HEALTH AND WELFARE	11
BI	BIOSECURITY AND DISEASE CONTROL	14
AM	ANIMAL MEDICINES AND HUSBANDRY PROCEDURES	16
FS	FALLEN STOCK	18
AG	RESPONSIBLE USE OF AGROCHEMICALS	19
NM	NUTRIENT MANAGEMENT	20
DE	DEPOPULATION	21
	APPENDICES	22
	MEMBER RULES	32
	NOTES	38
	CERTIFICATION BODIES	40

What has changed since March 2020

DATE OF CHANGE	STANDARD	PAGE
01 August 2020	Member rules	32


DOCUMENTS AND PROCEDURES (DP)

STANDARDS	HOW YOU WILL BE MEASURED	
AIM: Plans and procedures in place to ensure safe and legal food production		
DP.a.1 Systems must be in place to maintain the farm in a manner that does not present risks to food safety, animal welfare or environmental protection	<ul style="list-style-type: none"> ■ Accumulated rubbish, redundant equipment or scrap kept in controlled areas separate from birds/ feed storage/ public access 	
DP.a.2 A farm map must be in place (New)	<ul style="list-style-type: none"> ■ Farm map shows, where applicable: <ul style="list-style-type: none"> – all buildings – the biosecure area – all fields, including area (hectares/ acres) – watercourses, including ditches and ponds – boreholes, springs and wells, including any on neighboring land, within 50m of the boundary – any areas of high pollution risk – bait point locations 	<div style="border: 1px solid black; border-radius: 50%; width: 30px; height: 30px; display: flex; align-items: center; justify-content: center; margin: 0 auto;">R</div> <ul style="list-style-type: none"> ■ Farm map
DP.b A documented plan for the effective management of serious incidents and potential emergency situations that threaten the welfare of birds, food safety or the environment must be in place and known to key staff	<ul style="list-style-type: none"> ■ You have considered the risks to your farm and documented the actions to be taken in the event of, for example: <ul style="list-style-type: none"> – feed and/or water equipment failing – fire – extreme weather (drought, flooding, snow) – disease outbreaks which have the potential to affect other farms/ the general public – disease outbreaks which have the potential to affect other farms/ the general public – reporting activist activity (to police, relevant trade body, your Certification Body, customers) – pollution incident ■ Plan includes relevant contact details (including out of hours phone numbers) e.g. vet, Environment Agency hotline, energy, feed and water suppliers ■ Key staff have access to plan 	<div style="border: 1px solid black; border-radius: 50%; width: 30px; height: 30px; display: flex; align-items: center; justify-content: center; margin: 0 auto;">R</div> <ul style="list-style-type: none"> ■ Emergency plan
DP.b.1 An Avian Influenza contingency plan must be in place	<ul style="list-style-type: none"> ■ The plan is reviewed annually and updated when necessary 	<div style="border: 1px solid black; border-radius: 50%; width: 30px; height: 30px; display: flex; align-items: center; justify-content: center; margin: 0 auto;">R</div> <ul style="list-style-type: none"> ■ AI contingency plan
DP.b.2 There must be an emergency water supply capable of providing water at maximum demand for 24 hours		
DP.b.3 You must contact Red Tractor and/ or your Certification Body immediately if a serious incident or emergency situation threatens the welfare of birds (e.g. stocking density breach), food safety or the environment occurs on farm (New)		
DP.c Systems must be in place for recording, investigating and resolution of any complaints received that are relevant to the requirements of the Broiler and Poussin Standards	<ul style="list-style-type: none"> ■ Complaints made by Local Authority, general public, customers (e.g. abattoir feedback) or other ■ System includes recording the: <ul style="list-style-type: none"> – complaint – investigation result – action taken to prevent the issue happening again 	<div style="border: 1px solid black; border-radius: 50%; width: 30px; height: 30px; display: flex; align-items: center; justify-content: center; margin: 0 auto;">R</div> <ul style="list-style-type: none"> ■ Complaints record
DP.c.1 Producers must notify their Certification Body of any notification of a positive coccidiostat (e.g. nicarbazin) residue found in poultry meat	<ul style="list-style-type: none"> ■ An on-farm investigation is undertaken ■ Corrective action is implemented 	

STANDARDS		HOW YOU WILL BE MEASURED
DP.d Producers must ensure that new production sites are suitable for use (Revised)		<ul style="list-style-type: none"> ■ New production sites include, but are not limited to, new and existing buildings and land, including those used seasonally ■ The Certification Body has been informed of the site and it has been added to your Red Tractor membership ■ When deciding if suitable for use, consideration has been given to the following, where relevant: <ul style="list-style-type: none"> – previous use – physical hazards – injurious weeds – location of the nearest other poultry farm (preferably at least 1km distance away) and its health status where possible – whether the building complies with legal requirements and has previously been assured
Where to find help	 <ul style="list-style-type: none"> ■ For information on farm fires see the Defra guidance document 'Farm Fires - Protecting Farm Animal Welfare' ■ For additional guidance on animal welfare in severe weather visit www.gov.uk/animal-welfare-in-severe-weather ■ To find out the environmental state of water bodies around and through your land use the Environment Agency's What's in your Backyard Tool www.environment-agency.gov.uk/wiyby 	

STAFF AND LABOUR PROVIDERS (SC)

STANDARDS		HOW YOU WILL BE MEASURED
AIM: All staff (including, but not limited to full and part-time and family members) are trained and competent to carry out the activities they do		
SC.a Key Systems must be in place to ensure that all new staff are effectively trained and deemed competent to carry out the activities they are employed to do	<ul style="list-style-type: none"> ■ Nobody starts work without an induction, supervision or explanation of the tasks they will carry out ■ For any specific tasks referenced within the Standards (e.g. medicine treatments) additional training is given prior to being left to complete the task unsupervised, if it has not already been given 	
SC.b The performance and competence of staff must be regularly reviewed and refresher training implemented as required	<ul style="list-style-type: none"> ■ Staff are regularly observed and the output of their work reviewed ■ Refresher training is implemented immediately if issues are found 	
SC.c Records of training must be kept	<ul style="list-style-type: none"> ■ A training record is available for all, including: <ul style="list-style-type: none"> – name – start date (if applicable) – training given/ events attended/ experience – date of training – who provided the training ■ Where staff are trained to undertake specific tasks this is listed in the record ■ Records kept for two years after staff member has left employment 	<div style="text-align: center;">R</div> <ul style="list-style-type: none"> ■ Staff training record
SC.c.1 Producers must adopt British Poultry Training – Poultry Passport, or Poultry Training Record, as the formal route for industry training and training recognition	<ul style="list-style-type: none"> ■ The mandatory training requirement specified on the Poultry Passport is delivered by providers or in-house tutors that have been approved by British Poultry Training 	<div style="text-align: center;">R</div> <ul style="list-style-type: none"> ■ Staff training record
SC.d Where labour providers are used to supply temporary or permanent staff an agreement must be in place to ensure competent persons are provided	<ul style="list-style-type: none"> ■ Agreement in place where labour providers are used regularly or on an ad-hoc basis ■ Agreement confirms that labour provided are competent and that a Gangmasters Licence is held 	<div style="text-align: center;">R</div> <ul style="list-style-type: none"> ■ Labour provider agreement


STANDARDS		HOW YOU WILL BE MEASURED	
SC.e Where eggs are hatched on-farm all personnel involved with the management of the system and associated processes (e.g. operation of IMD) must have received additional training (New)		<ul style="list-style-type: none"> ■ Training from the manufacturer or a training provider with specific expertise in in-house hatching is documented ■ Task-specific training covering egg handling, hatching process, chick grading, operation of IMD machinery and handling of waste 	<div style="text-align: center;">R</div> <ul style="list-style-type: none"> ■ Staff training record
Where to find help		<ul style="list-style-type: none"> ■ For further information on British Poultry Training – Poultry Passport visit www.poultrypassport.org ■ For further information on Gangmasters Licensing and to check the licence status of a labour provider visit http://www.gla.gov.uk/ 	

TRACEABILITY AND ASSURANCE STATUS (TI)

STANDARDS		HOW YOU WILL BE MEASURED	
AIM: Clear identification of birds to deliver food chain traceability			
TI.a Key Birds must be identified and records kept to maintain traceability (Revised)		<ul style="list-style-type: none"> ■ Scheme registration number is included on dispatch notes ■ Records are kept of the origin of chicks and/or eggs and, where necessary, this information passed on to the processor to allow accurate origin labelling of the final product 	<div style="text-align: center;">R</div> <ul style="list-style-type: none"> ■ Traceability records including records of chick/egg origin
AIM: Controls in place to maintain assurance status			
TI.b Key Eggs and/ or chicks must be sourced from Red Tractor Assured farms/ hatcheries certified to the relevant scheme standards (Revised)		<ul style="list-style-type: none"> ■ Red Tractor assured hatcheries only handle Red Tractor assured eggs 	

VERMIN CONTROL (VC)

STANDARDS		HOW YOU WILL BE MEASURED	
AIM: Effective and responsible control of wild birds, rodents, insects and other animals to prevent contamination and food safety risk			
VC.a Key Systems must be in place to control vermin in areas where birds and feed are kept (Revised)		<ul style="list-style-type: none"> ■ Evidence that control is effective and being managed e.g. there is no evidence of contamination by vermin ■ Systems include, but are not limited to, baiting and trapping ■ Vermin entry points are minimised where possible ■ System managed in-house by a demonstrably competent person or by external contractor ■ Traps checked regularly and positioned in such a way to reduce access by non-target animals ■ No build-up of vegetation close to farm structures that could harbour vermin 	<div style="text-align: center;">R</div> <ul style="list-style-type: none"> ■ External contractor agreement ■ Trap check records

STANDARDS		HOW YOU WILL BE MEASURED	
VC.b Bait must be used responsibly (Revised)	<ul style="list-style-type: none"> ■ Prior to treatment with baits, a written site survey and environmental risk assessment is undertaken in accordance with Appendix ■ Use of non-chemical control methods considered first, followed by the least toxic alternatives (Risk Hierarchy) ■ Where baits are used a bait plan is in evidence <ul style="list-style-type: none"> – plan includes map of bait points, bait used, bait point inspections and replenishment dates ■ Safe positioning of bait; non-target animals do not have access and there is no risk of contamination ■ A documented COSHH assessment is carried out where there are five or more employees ■ Dead and dying rodents are removed and disposed of in accordance with bait manufacturers' instructions 	<div style="border: 1px solid black; border-radius: 50%; width: 30px; height: 30px; display: flex; align-items: center; justify-content: center; margin: 0 auto;">R</div> <ul style="list-style-type: none"> ■ Site survey ■ Environmental Risk Assessment ■ Bait plan kept for 2 years ■ COSHH assessment (where applicable) 	
VC.b.1 Permanent baiting must not routinely be undertaken (New)	<ul style="list-style-type: none"> ■ Baits only sited where evidence shows they are being continuously effective ■ At the end of treatment, baits are removed and disposed of in line with manufacturers' instructions 		
VC.c Pets and other animals must not have access to poultry houses and service buildings			
Where to find help		<ul style="list-style-type: none"> ■ The Campaign for Responsible Rodenticide Use Code is published on http://www.thinkwildlife.org/crru-code/ ■ Defra have published a Code of Practice for the Prevention of Rodent Infestation on Poultry Farms ■ For more information on the use of vertebrate traps see the Chartered Institute of Environmental Health Code of Practice for the Use of Vertebrate Traps http://www.cieh.org/Code_of_practice_for_the_use_of_vertebrate_traps.html 	


HOUSING, SHELTER AND HANDLING FACILITIES (HF)

STANDARDS		HOW YOU WILL BE MEASURED	
AIM: Safe, comfortable and hygienic housing for all birds			
HF.a Housing must be constructed and maintained to provide a safe environment for birds	<ul style="list-style-type: none"> ■ No sharp edges, projections or other hazards ■ Electrical installations inaccessible to birds ■ Housing securely contains birds 		
HF.a.1 The sound level in housing must be minimised	<ul style="list-style-type: none"> ■ Ventilation fans, feeding machinery and other equipment is constructed, placed, operated and maintained in a way that causes the least amount of noise 		
HF.b Housing must be appropriately and effectively ventilated	<ul style="list-style-type: none"> ■ Ventilation minimises high humidity, build-up of odours and maintains a comfortable temperature ■ When the outside temperature exceeds 30°C in the shade the inside temperature should not exceed the outside temperature by more than 3°C ■ Concentration of Ammonia should not exceed 20ppm ■ Concentration of Carbon Dioxide should not exceed 3000ppm at the level of the birds heads ■ The average relative humidity measured inside a house during a 48 hour period should not exceed 70% when the outside temperature is below 10°C ■ A documented ventilation plan is in place 	<div style="border: 1px solid black; border-radius: 50%; width: 30px; height: 30px; display: flex; align-items: center; justify-content: center; margin: 0 auto;">R</div> <ul style="list-style-type: none"> ■ Ventilation plan 	
HF.b.1 Temperature records must be kept	<ul style="list-style-type: none"> ■ Records kept of minimum and maximum daily temperatures at bird level 	<div style="border: 1px solid black; border-radius: 50%; width: 30px; height: 30px; display: flex; align-items: center; justify-content: center; margin: 0 auto;">R</div> <ul style="list-style-type: none"> ■ Temperature records 	

STANDARDS	HOW YOU WILL BE MEASURED	
HF.b.2 A written policy must be in place outlining recognition of and procedures to be followed in the event of heat or cold stress occurring		<div style="text-align: right;">R</div> <ul style="list-style-type: none"> ■ Heat and cold stress policy
HF.c Floors must be constructed and maintained in a manner that minimises the risk of injury	<ul style="list-style-type: none"> ■ Floors are made of concrete or asphalt ■ Floors are well-drained and floor surface is above outside ground level 	
HF.d Conditions within the housing must be maintained in a manner that ensures birds are able to keep clean	<ul style="list-style-type: none"> ■ A written cleaning and disinfection policy in place, which contains: <ul style="list-style-type: none"> – cleaning and disinfection procedures for house, house furniture, water tanks and bulk feed bins – handling of waste materials; litter, packaging, feed spillages – details of Defra approved disinfectants and detergents used, including safe usage, storage and dilution ■ Whenever bird accommodation is emptied it is thoroughly cleaned and disinfected in accordance with the policy ■ Swabs are taken for environmental bacteria and are cultured in a Government approved laboratory – records are kept of these tests 	<div style="text-align: right;">R</div> <ul style="list-style-type: none"> ■ Cleaning and disinfection policy ■ Environmental bacteria test records
HF.d.1 Surfaces within housing must be in good condition and must be able to be cleaned and disinfected		
HF.d.2 Flocks are provided with clean, fresh bedding to a minimum depth of 2cm	<ul style="list-style-type: none"> ■ Products which expand to a minimum depth of 2cm can be used 	
HF.d.3 Bedding must remain in a dry, friable condition	<ul style="list-style-type: none"> ■ Wet capped litter is managed 	
HF.d.4 Bedding stored in the open is stored on pallets and is covered	<ul style="list-style-type: none"> ■ The cover provides protection from water, birds and vermin ■ Damaged bales are not used 	
HF.d.6 Trays used for on-farm hatching of eggs must be cleaned and disinfected before return to the hatchery (New)	<ul style="list-style-type: none"> ■ Defra approved disinfectants are used 	<div style="text-align: right;">R</div> <ul style="list-style-type: none"> ■ Cleaning and disinfection policy
HF.e Housing must be lit to allow normal behaviours, rest and effective inspection of birds	<ul style="list-style-type: none"> ■ Lighting intensity is at least 50 lux during daylight hours, measured at bird eye level, and provided by natural daylight through the provision of windows which equate to a minimum of 3% of the floor area, and illuminating at least 80% of the useable area from at least 7 days of age ■ Artificial light can be used to supplement daylight on dark days ■ Natural daylight is provided at all times during the natural daylight period from at least 7 days of age ■ Reductions in lighting made only on advice of vet ■ Lighting patterns are recorded 	<div style="text-align: right;">R</div> <ul style="list-style-type: none"> ■ Lighting pattern records
HF.e.1 Lighting follows a 24 hour rhythm	<ul style="list-style-type: none"> ■ This occurs within 7 days of the chickens being placed in the building and until 3 days before foreseen slaughter ■ 24 hour rhythm includes periods of darkness lasting at least 6 hours, with at least 1 uninterrupted period of darkness lasting at least 4 hours 	
HF.e.2 Key Windows must be fitted in all buildings which house birds	<ul style="list-style-type: none"> ■ The translucent area of the windows equates to a minimum of 3% of the floor area ■ Windows are evenly distributed ■ Windows are double glazed to provide insulation and prevent condensation ■ Where glass is used it is laminated or toughened on the inside for added safety ■ Shutters are fitted in order that daylight can be closed out if required (e.g. during extremely hot or cold days) ■ Shutters are open from at least day 7 during daylight hours unless veterinary advice states otherwise 	

STANDARDS	HOW YOU WILL BE MEASURED	
AIM: Housing should be specific to bird size and requirements		
HF.f Key Housing must be of sufficient size	<ul style="list-style-type: none"> ■ Birds are not kept in cages or multi-tier systems ■ A stocking density of 30kg/m² must not be exceeded ■ Realistic Key Performance Indicators are used when planning stocking densities ■ Key Welfare Indicators are not compromised by stocking regime, particularly in relation to weather conditions 	<div style="text-align: center;">R</div> <ul style="list-style-type: none"> ■ Chick placement records ■ Flock weight records ■ Flock mortality records
HF.f.0 Key If thinning is practiced, it must be limited to one thin per flock		
HF.f.1 Houses must have plates which highlight important information	<ul style="list-style-type: none"> ■ Plates list: <ul style="list-style-type: none"> – total floor space available to the birds – number of feeders and drinkers – feed bin capacity 	
AIM: Appropriate, well maintained facilities are available for specific activities		
HF.g Housing areas must provide for the specific needs of young animals	<ul style="list-style-type: none"> ■ On arrival, chicks are placed in pre-heated housing as soon as possible 	
HF.g.1 Where eggs are hatched on-farm they must not be allowed to cool on placement (New)	<ul style="list-style-type: none"> ■ On arrival, eggs are placed in housing pre-heated to 34-35°C, or a temperature that achieves a litter surface temperature of 30°C ■ Egg shell temperature is monitored and recorded hourly for 3 hours, then every 3 hours if the temperature is constant (36-38.5°C), otherwise resume hourly checks 	<div style="text-align: center;">R</div> <ul style="list-style-type: none"> ■ Temperature records
HF.g.2 Where eggs are hatched on-farm, chicks must be able to easily reach the floor after hatching (New)	<ul style="list-style-type: none"> ■ Maximum drop is 35cm 	
AIM: Systems within housing are fit for purpose		
HF.h Automatic equipment is inspected once a day	<ul style="list-style-type: none"> ■ Records kept of: <ul style="list-style-type: none"> – checks – malfunctions – rectifications 	<div style="text-align: center;">R</div> <ul style="list-style-type: none"> ■ Equipment inspection records
HF.i An alternative power supply must be available which is capable of supplying all essential electrical systems within the poultry houses	<ul style="list-style-type: none"> ■ Malfunctions are rectified immediately ■ Generators are tested weekly on load 	
HF.k An alarm system must be in place which alerts stockmen to ventilation equipment failure	<ul style="list-style-type: none"> ■ Alarm system responds to high and low temperatures and to failures in each phase of the mains electricity ■ Alarm systems are checked daily and records kept of: <ul style="list-style-type: none"> – checks – malfunctions – rectifications ■ Alarm system works without mains power supply 	<div style="text-align: center;">R</div> <ul style="list-style-type: none"> ■ Alarm system checks

HOUSING, SHELTER AND HANDLING FACILITIES (HF)


STANDARDS		HOW YOU WILL BE MEASURED
AIM: Controls in place to prevent fire		
HF.I Fire prevention measures must be taken	<ul style="list-style-type: none"> ■ Safe use and storage of flammable/ combustible materials ■ Every building exceeding 30m in length has two doors and complies with relevant Building Regulations, particularly with regard to fire escape exits ■ Access to building is restricted ■ Buildings are secure ■ Smoking is restricted to designated areas only ■ Machinery undergoes routine maintenance ■ Escape routes and passages are kept clear at all times ■ Notices are displayed in all main houses of the nearest telephone point 	
Where to find help 	<ul style="list-style-type: none"> ■ Further information on heat stress is provided in the Defra guidance document 'Heat Stress in Poultry: Solving the Problem' 	

FEED AND WATER (FW)

STANDARDS		HOW YOU WILL BE MEASURED
AIM: All birds receive a daily diet sufficient to maintain full health		
FW.a Key Birds must be provided with sufficient feed	<ul style="list-style-type: none"> ■ The diet is adequate and suitable to the production status and body condition of the bird 	
FW.b Birds must be provided with sufficient access to feed	<ul style="list-style-type: none"> ■ Feed space allowances are as follows for broilers: <ul style="list-style-type: none"> – pan feeders – 1 linear metre per 100 birds – chain feeders – 0.75 linear metre per 100 birds ■ Feed space allowances are as follows for poussin: <ul style="list-style-type: none"> – pan feeders – 1 linear metre per 150 birds – chain feeders – 0.75 linear metre per 150 birds ■ Birds do not have to travel more than 4m to reach feed ■ Feed delivery systems are free of sharp edges, parts capable of causing injury and are adjustable to provide a comfortable feeding level ■ Feed delivery systems are checked daily for correct performance and cleanliness 	
FW.c Key Birds must be provided with adequate access to a supply of fresh, clean drinking water	<ul style="list-style-type: none"> ■ Water space allowances are as follows for broilers: <ul style="list-style-type: none"> – bells – 1 bell per 150 birds – nipples and cups – 1 nipple/ cup per 10 to 20 birds depending on manufacturers' recommendations, water pressure and flow rate or 1 large cup per 60 birds ■ Water space allowances are as follows for poussin: <ul style="list-style-type: none"> – bells – 1 bell per 250 birds – nipples and cups – 1 nipple/ cup per 10 to 30 birds depending on manufacturers' recommendations, water pressure and flow rate ■ Birds do not have to travel more than 3m to reach water ■ Drinker height is checked daily and drinkers are positioned and maintained in a way that spillage is minimised ■ Adequate water supply is available right up to depopulation ■ Each house has a water meter and consumption rate is recorded daily ■ Non-mains water is tested every 6 months to ensure it is potable and results are recorded ■ Header tanks are covered and hygienically managed; regular cleaning and disinfection of tanks and drinking lines 	<div style="text-align: center;">R</div> <ul style="list-style-type: none"> ■ Water consumption records ■ Non-mains water test results
FW.c.1 A system must be in place to ensure that any water supply problems are identified and rectified within a timescale that does not compromise welfare		



STANDARDS	HOW YOU WILL BE MEASURED	
AIM: Animal feed is suitable and traceable		
FW.d Key Feed must be suitable	<ul style="list-style-type: none"> ■ Feed is palatable (i.e. not stale or contaminated) ■ Feed only includes feed materials and additives permitted by the scheme and UK and EU law ■ You know the composition of all purchased and home mixed feed ■ Antibiotic or hormonal growth promoters are not used ■ Feed does not contain meat and bone meal, poultry by-products or tallow 	
FW.e Bought-in feed must be from an assured source or in specific circumstances with a warranty declaration (Revised)	<ul style="list-style-type: none"> ■ The following materials are sourced as follows: <ul style="list-style-type: none"> – compounds and blended feed - UFAS, or equivalent – bagged or sealed compounded or blended feed - from a UFAS merchant, and a UFAS, or equivalent, compounder – straights - UFAS, FEMAS, or equivalent; or a farm that is a member of a combinable crops assurance scheme accompanied by a completed grain passport – processed food by-products – UFAS, FEMAS, or equivalent ■ The following materials are sourced with a completed warranty declaration: <ul style="list-style-type: none"> – farm-to-farm supplies of any feeds unexpectedly in surplus ■ Details of equivalent schemes are given in the relevant Appendix 	
FW.f Records of all feedstuffs purchased must be kept	<ul style="list-style-type: none"> ■ As a minimum your records contain supplier name, feed type including ingredient composition, date of delivery, quantity and the load or batch number ■ Samples of each delivery of feed are taken and kept for three months 	<div style="border: 1px solid black; border-radius: 50%; width: 30px; height: 30px; display: flex; align-items: center; justify-content: center; margin: 0 auto;"> R </div> <ul style="list-style-type: none"> ■ Feed delivery documents/ invoices/ warranty declarations/ grain passports/ own records kept for two years
AIM: On-farm mixing produces safe animal feed		
FW.g When mixing two or more feed materials together records must be kept	<ul style="list-style-type: none"> ■ For total mixed rations (TMR) that incorporate forages or moist feeds produced on a daily basis, produce a record of the ingredients and quantities and update it when the mix changes ■ For home mixed compounds, meals or blends based on dry feed ingredients records including ingredients, quantities and mixing dates are kept for every batch mixed ■ Forage only or single feeds mixed with water do not require records 	<div style="border: 1px solid black; border-radius: 50%; width: 30px; height: 30px; display: flex; align-items: center; justify-content: center; margin: 0 auto;"> R </div> <ul style="list-style-type: none"> ■ Home mixing feed records kept for two years
FW.g.1 Wheat for incorporation as whole wheat must be treated for the control of Salmonella (New)	<ul style="list-style-type: none"> ■ Treatment records are kept include: <ul style="list-style-type: none"> – date of treatment – method used – name of product – batch number 	<div style="border: 1px solid black; border-radius: 50%; width: 30px; height: 30px; display: flex; align-items: center; justify-content: center; margin: 0 auto;"> R </div> <ul style="list-style-type: none"> ■ Feed treatment records
FW.h When the mix formulation changes samples must be kept	<ul style="list-style-type: none"> ■ Samples of dry feed ingredients (over 3% inclusion) kept ■ For dry mixes, samples of finished feed mix are kept ■ Samples are kept for a minimum of four weeks after last use ■ Your feed samples are: <ul style="list-style-type: none"> – representative; you have taken small samples from several different points – of adequate quantity; approx. 0.5kg/ 1lb – free from contamination – identifiable; labelled with feed details and date – stored in a cool, dry area to avoid deterioration 	

STANDARDS		HOW YOU WILL BE MEASURED	
FW.i If mixing using 'pre-mixtures', 'additives' or medicated feeds you must have Local Authority approval and meet any associated obligations	<ul style="list-style-type: none"> Not applicable to the inclusion of bought in mineral feeding stuffs (labelled as such) used in TMRs You have Local Authority approval, a HACCP system in place and a Quality Control Plan if mixing using: <ul style="list-style-type: none"> feed additives (labelled as such); substances such as vitamins, trace elements (e.g. copper, zinc) and preservatives pre-mixtures (labelled as such); are mixtures of additives at high concentration If you are incorporating medicated feeds you have additional approval from the Veterinary Medicines Directorate (VMD) 	<p>R</p> <ul style="list-style-type: none"> Local Authority approval/ HACCP Quality Control Plan VMD approval 	
FW.j Mobile feed milling and/or mixing contractors must be suitably certified	<ul style="list-style-type: none"> Contractors certified to the NAAC Assured Land-Based Contractor Mobile Feed Mixing and Processing Scheme, or scheme deemed equivalent by Red Tractor 	<p>R</p> <ul style="list-style-type: none"> Contractors' NAAC registration number 	
AIM: Feed remains clean, palatable and free from contamination			
FW.k Controls must be in place to minimise the risk of contamination of feeds by machinery and equipment (Revised)	<ul style="list-style-type: none"> All feeding equipment and lorries/ trailers/ feed boxes/ buckets used for transporting feed are maintained, in a clean condition and are suitable for purpose Particular attention is paid to cleaning between batches if feed contains additives or medication 		
FW.l Key Feed must be stored in a manner which minimises the risk of contamination	<ul style="list-style-type: none"> There is evidence that efforts are made to protect feed from contamination Storage facilities protect, as far as possible, against the harbouring of domestic animals, wildlife and vermin In loose feed storage areas lighting is covered unless shatterproof bulbs are used Risk of cross-contamination is minimised by ensuring feed is readily identifiable and keeping different feeds separate Medicated feed is kept in separate, clearly labelled bulk storage or bags 		
Where to find help		<ul style="list-style-type: none"> For advice on maintaining feed safety and quality see the Industry Code of Practice for On-farm Feeding To check if your supplier is UFAS or FEMAS assured visit www.aictradeassurance.org.uk For further guidance on the Feed Hygiene Regulation visit https://www.food.gov.uk/business-industry/farmingfood/animalfeed/animalfeedlegislation/approvregfeedguidance To check if your mobile feed mixer contractor is assured visit www.naac.co.uk The FSA have produced guidance on how to reduce nicarbazin residues in chicken 	


ANIMAL HEALTH AND WELFARE (AH)

STANDARDS		HOW YOU WILL BE MEASURED	
AIM: Proactive management of the health and welfare of all birds through planning and reviewing			
AH.a Key A Flock Health Plan to proactively manage and improve health and welfare of birds must be established and implemented	<ul style="list-style-type: none"> The plan: <ul style="list-style-type: none"> is specific to a farm or group of farms under same company's control is prepared and reviewed by a vet is reviewed annually or more often in the event of substantial changes to husbandry practices or poor performance contains a strategy for the prevention and control of common diseases sets out health and husbandry procedures covering the whole of the production cycle/ year sets out a vaccination programme, which is tailored to the needs of the farm is available to all members of staff who have responsibility for birds 	<p>R</p> <ul style="list-style-type: none"> Health Plan 	



STANDARDS	HOW YOU WILL BE MEASURED	
<p>AH.a.1 Key Broiler breeds only acceptable to the Scheme can be used</p>	<ul style="list-style-type: none"> ■ Acceptable breeds are: <ul style="list-style-type: none"> – Hubbard JA757, 787, 957, or 987 – Rambler Ranger, Ranger Classic and Ranger Gold 	<p style="text-align: center;">R</p> <ul style="list-style-type: none"> ■ Hatchery delivery note
<p>AH.b Records of the health and performance of all birds must be maintained (Revised)</p>	<ul style="list-style-type: none"> ■ Records are present for current and previous flocks ■ Records are up-to-date ■ Records includes as a minimum: <ul style="list-style-type: none"> – number of day-old chicks or eggs delivered – date chicks/eggs delivered – origin of flock (hatchery, breeder flock) – breed – daily mortality rate and cumulative daily mortality rate, including culls – hatchability (where eggs are hatched on-farm) – date of sale, number sold and average weight – litter used – any problems or extraordinary events – incidence of disease – post-mortem records – levels of P.M.I. rejections – veterinary advice 	<p style="text-align: center;">R</p> <ul style="list-style-type: none"> ■ Health and performance records
<p>AH.c Health and performance records must be reviewed regularly</p>	<ul style="list-style-type: none"> ■ Regular review of records to identify key issues ■ Tolerance limits are in place <ul style="list-style-type: none"> – mortality should not exceed 5% – P.M.I rejections should not exceed 1.5% ■ If tolerance limits are exceeded veterinary advice is sought 	
<p>AH.c.1 Flocks must be tested for salmonella under the National Control Plan. Two boot swabs per flock (house or airspace) must be taken within three weeks of any slaughter</p>	<ul style="list-style-type: none"> ■ Tests are carried out in a Government authorised laboratory ■ Records of tests are kept which include: <ul style="list-style-type: none"> – the date on which the sample was taken – where there is more than one flock on the holding, the identification of the flock. The flock is identified by the house name/number, month and year the flock was moved into the house – the age of the flock sampled – the Government approved laboratory to which the sample was sent and the result of each test when it is received from the testing laboratory – the date of intended slaughter ■ Confirmed infected flocks are sent for slaughter at the end of the processing plant's daily programme ■ Where a flock has been confirmed as infected a written cleaning and disinfection procedure is implemented 	<p style="text-align: center;">R</p> <ul style="list-style-type: none"> ■ Salmonella testing records kept for two years ■ Cleaning and disinfection procedure
<p>AIM: The health and welfare of all birds is being checked and managed</p>		
<p>AH.d Key The health and welfare of birds must be met at all times</p>	<ul style="list-style-type: none"> ■ Any health or welfare issues have been detected and are being managed 	

STANDARDS	HOW YOU WILL BE MEASURED	
<p>AH.d.1 Key Environmental enrichment must be provided from day 7 at the latest</p>	<ul style="list-style-type: none"> ■ Environmental enrichment is evenly spaced throughout the house and consists of all the following: ■ Bales/ boxes <ul style="list-style-type: none"> – at least 1 bale/ box per 1000 birds used throughout the bird’s life – bales are wrapped or treated – bales are placed in the house prior to chick placement ■ Perches/ platforms <ul style="list-style-type: none"> – 2 linear metres of usable perch space per 1000 birds – 0.3m² of platform per 1000 birds – perches/ platforms should be no more than 15cm off the ground – perches/ platforms promote normal perching behaviour and do not cause damage/injury to birds ■ Pecking objects <ul style="list-style-type: none"> – at least 1 pecking object per 1000 birds ■ When reusable, environmental enrichment is capable of being cleaned and disinfected ■ Environmental enrichment is maintained/replaced throughout the rearing period, as necessary ■ After a thin, environmental enrichment must be replaced immediately to ensure the correct level of enrichment for the number of birds in the shed 	
<p>AH.d.2 Where eggs are hatched on-farm they must not be placed until day 18 of the incubation period (New)</p>		<p style="text-align: center;">R</p> <ul style="list-style-type: none"> ■ Egg delivery records
<p>AH.d.3 Only eggs that have been candled at the hatchery may be placed for hatching on-farm (New)</p>		<p style="text-align: center;">R</p> <ul style="list-style-type: none"> ■ Confirmation of candling on egg delivery records
<p>AH.e The health and welfare of birds must be checked regularly</p>	<ul style="list-style-type: none"> ■ Regular checks looking for signs of illness, injury and stress ■ Flock inspection is carried out at least twice daily ■ Chicks are monitored at least 3 times daily until 72 hours of age ■ Stockmen walk within 3m of every bird and encourage them to move ■ Records of inspections are made and include observations, problems identified and any remedial action taken 	<p style="text-align: center;">R</p> <ul style="list-style-type: none"> ■ Flock inspection records
<p>AH.e.1 Signs of hock marking and pododermatitis must be monitored and recorded</p>	<ul style="list-style-type: none"> ■ Levels of hock marking should not normally exceed 15% 	<p style="text-align: center;">R</p> <ul style="list-style-type: none"> ■ Hock marking and pododermatitis records
<p>AH.e.2 Where eggs are hatched on-farm, eggs are monitored regularly during hatching (New)</p>	<ul style="list-style-type: none"> ■ Eggs are monitored at least 3 times daily 	<p style="text-align: center;">R</p> <ul style="list-style-type: none"> ■ Flock inspection records
<p>AH.f Key Birds must be handled in a way that avoids injury and minimises stress</p>		

STANDARDS		HOW YOU WILL BE MEASURED	
AIM: The health and welfare of all birds is being managed by competent people			
AH.g Key All persons looking after the health and welfare of birds must be demonstrably competent	<ul style="list-style-type: none"> ■ Staff have skills and knowledge in: <ul style="list-style-type: none"> – normal and abnormal bird behaviour – fear reactions – signs of good health and poor health and disease – correct handling of birds – litter management – signs of thermal stress in birds and procedures to be followed in event of a problem ■ You are satisfied that any contractors used are competent 		
AH.h Key All poultry farms must retain the services of a named veterinary surgeon or practice			
AIM: Effective and appropriate management of sick or injured birds			
AH.i Key Sick or injured birds must receive prompt attention in order that suffering is not prolonged	<ul style="list-style-type: none"> ■ If mortality exceeds 0.3% in a 24 hour period the cause is investigated 		
AH.j Key Birds that do not respond to treatment or require emergency euthanasia must be promptly and humanely euthanased by a trained and competent person	<ul style="list-style-type: none"> ■ Decision to euthanase made by a trained and competent person ■ Euthanasia is carried out by dislocation of the neck, a percussion killer recommended by the Humane Slaughter Association (HSA) or another method permitted by legislation and recommended by the HSA ■ Staff that euthanase birds are trained 		
AH.j.1 Where eggs are hatched on-farm, non-viable chicks must be promptly and humanely euthanased by a trained and competent person (New)	<ul style="list-style-type: none"> ■ Decision to euthanase made by a trained and competent person ■ In shell embryos (unhatched or partially pipped eggs) and non-viable chicks are euthanased in accordance with relevant legislation ■ Euthanasia is carried out within 15 minutes of the decision to euthanase 		
AH.j.2 All equipment used for euthanasia of birds, chicks and embryos must be inspected daily by trained and competent staff to ensure it is working effectively (New)	<ul style="list-style-type: none"> ■ If a problem is identified, use of the equipment is stopped and corrective action taken ■ Equipment is appropriate for the type of cull ■ A documented back-up method of euthanasia is in place in case of equipment failure 	<div style="border: 1px solid black; padding: 5px; text-align: center;"> R </div> <ul style="list-style-type: none"> ■ Documented back-up method 	
Where to find help		<ul style="list-style-type: none"> ■ Further information on animal health and welfare is given in the Code of Recommendations for the Welfare of Livestock - Meat Chickens and Breeding Chickens and at www.gov.uk/animal-welfare ■ For the FAWC Report on the welfare of broiler chickens visit https://www.gov.uk/government/groups/farm-animal-welfare-committee-fawc ■ Guidance on animal health and disease can be found at www.nadis.org.uk ■ The Humane Slaughter Association provide information on euthanasia on their website www.hsa.org.uk 	

BIOSECURITY AND DISEASE CONTROL (BI)

STANDARDS		HOW YOU WILL BE MEASURED	
AIM: Effective biosecurity measures to prevent the spread of disease and protect food safety and bird health			
BI.a Key Control measures must be in place to minimise the spread of disease within the farm and between other farms (Revised)	<ul style="list-style-type: none"> ■ Consideration given to: <ul style="list-style-type: none"> – the risks associated with all activities undertaken on farm – the potential hazards at each stage of the production processes on farm – the biosecurity controls in place for each hazard – the action taken if biosecurity controls are breached ■ No shared staff and equipment between farms without biosecurity procedures to avoid transfer of disease 		<div style="border: 1px solid black; padding: 5px; text-align: center;"> R </div> <ul style="list-style-type: none"> ■ Biosecurity plan/ policy
BI.a.1 Recommendation The entrance to the farm must be secure (New)			




STANDARDS	HOW YOU WILL BE MEASURED	
<p>Bl.a.2 Recommendation It is recommended there is a defined boundary around the farm that prevents the access of stock and vehicles so entry and exit to the farm is controlled as far as possible, through one entrance/ exit point (New)</p>	<ul style="list-style-type: none"> ■ A defined boundary can be, but is not limited to: <ul style="list-style-type: none"> – stock fence (2 strands of wire) – natural boundary (e.g. hedge) 	
<p>Bl.b Access to the farm must be limited to essential visitors only and visitor records must be kept</p>	<ul style="list-style-type: none"> ■ Records include date, time of arrival, name, organisation, contact number ■ Visitors certify that they are not suffering any enteric illness and declare recent visits to poultry farms ■ Entry is refused if the health and welfare of birds could be compromised 	<p style="text-align: center;">R</p> <ul style="list-style-type: none"> ■ Visitor records
<p>Bl.c Key There must be defined biosecure areas on each farm</p>	<ul style="list-style-type: none"> ■ Biosecure areas include, but are not limited to, each bird area, feed stores, litter stores 	<p style="text-align: center;">R</p> <ul style="list-style-type: none"> ■ Farm map showing all biosecure areas
<p>Bl.c.1 There must be no staff or visitor car parking within the biosecure area (New)</p>		
<p>Bl.d Key Foot dips must be provided at the entrance to each biosecure area and must be used by all who enter them</p>	<ul style="list-style-type: none"> ■ Defra approved disinfectants are used ■ Disinfectants are used in accordance with manufacturers' instructions ■ Disinfectant solutions used in foot dips are replaced on a prescribed basis and this is recorded 	<p style="text-align: center;">R</p> <ul style="list-style-type: none"> ■ Foot dip records
<p>Bl.e Key On entry to a biosecure area all staff and visitors must change into clean boots or use new disposable overshoes</p>	<ul style="list-style-type: none"> ■ Boots are capable of being dipped in foot dips 	
<p>Bl.f Key A physical barrier footwear system, with dedicated footwear, must be provided at the entrance to each biosecure bird area</p>	<ul style="list-style-type: none"> ■ The physical barrier is no less than 30cm high ■ The barrier is removable for washing or a fixed barrier may be used if appropriate drainage allows effective cleansing of the barrier area at the end of the crop ■ A line on the ground is not acceptable ■ The area inside the barrier is considered the 'biosecure area' ■ Staff remove outdoor footwear on the external side of the barrier ■ Staff then put dedicated biosecure footwear on in the internal area of the barrier ■ Provision to be seated whilst changing boots 	
<p>Bl.g Key Hand sanitisers or hand wash facilities must be present within reach of the physical barrier and must be used before entrance and after exit of the biosecure bird area</p>		
<p>Bl.h Key Farm dedicated protective clothing must be supplied to and worn by all when on-farm. Clothing must be washed or discarded between flocks</p>		
<p>Bl.i Key Toilets and hand washing facilities must be available and must consist of a basin with hot water, bactericidal soap and disposable towels or hand driers</p>	<ul style="list-style-type: none"> ■ Hands are washed prior to starting work, after dead bird/ chick handling, after meals and after visits to the toilet 	
<p>Bl.j Key The farm must operate a period free of all birds between flock cycles</p>		

STANDARDS	HOW YOU WILL BE MEASURED
BI.k Key All vehicles wheels and equipment must be cleansed and disinfected on entering and exiting the farm (Revised)	<ul style="list-style-type: none"> Effective pressure wash facilities and drainage Defra approved disinfectants for both General Orders and for diseases of poultry are used Disinfectants are used in accordance with manufacturer's instructions
BI.l The farm must have an area of clean concrete, metalled surface or rolled stone which is large enough for a collection vehicle or feed lorry to stand	
BI.m Permanent standing water must not accumulate on the farm	
BI.n Staff must not keep or have contact with other poultry or any avian species	
BI.o Toilets, offices, stores and break rooms must be kept clean and tidy	
BI.p Smoking and the consumption of food and drink must be restricted to designated areas	<ul style="list-style-type: none"> Designated areas are not within bird areas


ANIMAL MEDICINES AND HUSBANDRY PROCEDURES (AM)

STANDARDS	HOW YOU WILL BE MEASURED
AIM: Responsible and competent use of medicines and veterinary treatments	
AM.a Key Medicines must be authorised for use in the UK and used appropriately	<ul style="list-style-type: none"> No use of antibiotic growth promoters; anabolic agents, including growth-promoting hormonal products, or similar substances, which are illegal Prescription Only Medicines are used in accordance with the prescription POM-V are prescribed by a vet POM-VPS are prescribed by a vet, pharmacist or Suitably Qualified Person (SQP) General Sales Medicines (AVM-GSL) (non-prescription) are used in accordance with manufacturers' or veterinary instructions An approved medicines list has been compiled by producer, in agreement with a vet – list specifies storage, administration, active ingredient, withdrawal periods and should make reference to the correct dosage, duration and circumstances for use <div style="text-align: right;"> R <ul style="list-style-type: none"> Approved medicines list </div>
AM.b Key Medicines and veterinary treatments must only be administered by demonstrably competent people	<ul style="list-style-type: none"> Person undertaking task has relevant experience or training
AIM: Safe, secure and responsible management of medicines	
AM.c Medicines must be kept in an appropriate locked store in accordance with the manufacturers' instructions	<ul style="list-style-type: none"> Stored in a locked cupboard/ safe/ chest/ locked room Medicines that require refrigeration and are stored in a domestic fridge are stored in a container

STANDARDS	HOW YOU WILL BE MEASURED	
<p>AM.d Medicines, medicine containers and used sharps must be stored safely pending disposal and be disposed of responsibly</p>	<ul style="list-style-type: none"> ■ Unbreakable/ shatterproof storage containers used ■ Medicines, medicine containers and used sharps are disposed of in line with manufacturers' advice or via a veterinary practice or business with the relevant waste transfer licence ■ Medicines that require disposal include: <ul style="list-style-type: none"> – medicines past their use-by date – opened medicines not used within the specified timescale – medicines stored incorrectly ■ Medicine disposal records include: <ul style="list-style-type: none"> – identity of medicine – date – quantity – route of disposal 	<p style="text-align: center;">R</p> <ul style="list-style-type: none"> ■ Medicine disposal records
<p>AM.e Records for all medicines purchased must be kept for five years</p>	<ul style="list-style-type: none"> ■ Medicine purchase records include: <ul style="list-style-type: none"> – identity of medicine – quantity of medicine – date of purchase – name and address of supplier – batch number(s) – expiry date(s) 	<p style="text-align: center;">R</p> <ul style="list-style-type: none"> ■ Medicine purchase records
<p>AM.e.1 If birds are given medicated feed(s) Medicated Feedingstuff Prescription(s) (MFSP) must be kept for five years</p>	<ul style="list-style-type: none"> ■ For integrated/ corporate operations the MFSPs may be held centrally by the parent organisation 	<p style="text-align: center;">R</p> <ul style="list-style-type: none"> ■ MFSPs
<p>AM.f Key Records for all medicines administered must be kept for five years</p>	<ul style="list-style-type: none"> ■ Treatments including vaccinations, anaesthetic, antibiotics and anti-parasitic control are recorded ■ Vaccinations are recorded either as a separate section within the medicine records or in the Health Plan ■ Medicine administration records include: <ul style="list-style-type: none"> – identity of medicine – quantity of medicine administered – batch number(s) or bottle number linked back to the purchase records – identification of the bird or group of birds to which administered – number of birds treated – date of administration – date treatment finished – date when bird becomes fit for human consumption – name of person administering medicine – reason for treatment 	<p style="text-align: center;">R</p> <ul style="list-style-type: none"> ■ Medicine administration records ■ Veterinary prescriptions
<p>AM.f.1 Total antibiotic used per crop must be measured as milligrammes active antibiotic per population correction unit (mg/PCU) and recorded (Revised)</p>	<ul style="list-style-type: none"> ■ Total amount of antibiotics used per crop known by farm manager ■ Total antibiotics used per crop calculated using the following method: 'Milligrammes of active antibiotic used per crop' divided by '(Number of birds slaughtered including rejects x 1kg)' 	<p style="text-align: center;">R</p> <ul style="list-style-type: none"> ■ Total antibiotics used per crop recorded in medicine administration records
<p>AM.f.2 Prophylactic administration of antibiotics is not permitted (New)</p>	<ul style="list-style-type: none"> ■ Antibiotics are used only therapeutically 	


STANDARDS	HOW YOU WILL BE MEASURED	
<p>AM.f.3 Antibiotic usage must be supported by veterinary intervention (New)</p>	<ul style="list-style-type: none"> ■ Use of antibiotics supported by at least one of the following: <ul style="list-style-type: none"> – post mortem report – site visit report by vet – other written instruction from a vet 	<p style="text-align: center;">R</p> <ul style="list-style-type: none"> ■ Medicine administration records supported by vet's post mortem report/ vet site visit report and/ or veterinary instruction
<p>AM.f.4 The use of 3rd and 4th generation cephalosporins, glycopeptides and colistin are not permitted (New)</p>		
<p>AM.f.5 The use of macrolides and fluoroquinolones are permitted only in exceptional circumstances and only under specific direction of the supervising vet and written agreement from a company director of the company purchasing the birds (New)</p>	<ul style="list-style-type: none"> ■ Where macrolides and/ or fluoroquinolones are used, veterinary justification is available in one or more of the following forms: <ul style="list-style-type: none"> – post mortem reports – vet site visit reports – veterinary instructions 	<p style="text-align: center;">R</p> <ul style="list-style-type: none"> ■ Medicine administration records supported by vet's post mortem report/ vet site visit report and/ or veterinary instruction ■ Veterinary prescriptions ■ Written agreement from company director
AIM: Prevention of contamination in food		
<p>AM.g Key Birds being treated must be clearly identified and prescribed withdrawal periods complied with</p>	<ul style="list-style-type: none"> ■ System in place that ensures no birds are presented for slaughter before the withdrawal period has expired 	
AIM: Responsible and competent undertaking of husbandry procedures		
<p>AM.h Key Mutilations are not permitted</p>	<ul style="list-style-type: none"> ■ This includes beak trimming, castration etc. 	
<p>Where to find help</p> 	<ul style="list-style-type: none"> ■ For guidance on the responsible use of medicines visit www.ruma.org.uk 	

FALLEN STOCK (FS)

STANDARDS		HOW YOU WILL BE MEASURED	
AIM: Fallen stock promptly removed, stored and disposed of to prevent contamination and spread of disease			
FS.a Fallen stock must be removed promptly from housing/ pens/ fields	<ul style="list-style-type: none"> Evidence that checks for fallen stock are regularly conducted and any found are promptly removed 		
FS.b Carcases of fallen and euthanased stock and IMD waste must be stored in a manner that protects them from vermin and other animals (Revised)	<ul style="list-style-type: none"> Carcases and IMD waste are stored in locked containers 		
FS.c Carcases and other animal by-products must be disposed of correctly, either by collection by a licensed collector or by approved on-farm incineration (Revised)	<ul style="list-style-type: none"> Carcases and animal by-products are disposed of before they present an infestation/ health risk Carcases are not buried or burnt (other than by incineration) On-farm incinerators are covered by a species specific approval document issued by the APHA 		<p>R</p> <ul style="list-style-type: none"> Collection records kept for two years APHA Incinerator Approval
Where to find help		<ul style="list-style-type: none"> For guidance on animal by-products; storage, collection and disposal visit https://www.gov.uk/government/collections/guidance-for-the-animal-by-product-industry#transport,-storage,-handling-and-incineration 	


RESPONSIBLE USE OF AGROCHEMICALS (AG)

STANDARDS		HOW YOU WILL BE MEASURED	
AIM: Agrochemicals are stored, applied and disposed of in a manner that prevents contamination and pollution			
Plant Protection Products (PPPs) include, but are not limited to, pesticides, insecticides, fungicides, herbicides, molluscicides e.g. slug pellets			
AG.a Key Agrochemicals are stored in a manner that minimises the risk of contamination and pollution (Revised)	<ul style="list-style-type: none"> Agrochemicals include, but are not limited to, Plant Protection Products (PPPs), inorganic fertilisers, agricultural fuel oil, empty containers, disinfectants, rodenticides, other chemical products Agrochemicals are approved for use in the UK PPPs kept in their original packaging, or if packaging is broken they are transferred to a suitable container with a fitted lid/ cap and display original label information Emergency facilities are available for dealing with spillages e.g. bucket of sand/ absorbent granules/ an adequate sump/ bunding Inorganic fertilisers are stored on hard, dry surfaces and not stored with flammable materials Fuel tanks banded in accordance with the Appendix 		
AG.b Recommendation If PPPs are used it is recommended that an Integrated Pest Management (IPM) plan is completed	<ul style="list-style-type: none"> IPM plan relates to areas between housing and buildings on farm, grazing, forage and conservation land 		<p>R</p> <ul style="list-style-type: none"> IPM plan
AG.c Key Agrochemicals must be applied in a manner that minimises the risk of contamination and pollution	<ul style="list-style-type: none"> Applications relate to, but are not limited to grazing, forage, conservation land, areas surrounding buildings PPPs are not applied in unsuitable conditions e.g. when there is a risk of drift to non-target areas or soil conditions are unsuitable 		
AG.c.1 Agrochemicals must be applied by competent persons (Revised)	<ul style="list-style-type: none"> Manufacturers' instructions are followed at all times during handling and filling, application and disposal PPP application is undertaken by operators holding relevant City & Guilds NPTC Pesticide Application certificates or equivalent 		<p>R</p> <ul style="list-style-type: none"> City and Guilds NPTC certificates

STANDARDS		HOW YOU WILL BE MEASURED	
AG.d All PPP application equipment must be maintained and tested	<ul style="list-style-type: none"> ■ Boom sprayers hold an NSTS test certificate and are NSTS tested at least once every five years ■ Foggers/ misters/ batch dippers and granular applicators hold an NSTS test certificate and are NSTS tested at least once every six years ■ All application equipment less than five years old, knapsacks and handheld applicators do not need an NSTS certificate ■ PPP application equipment is calibrated at least annually 	R	<ul style="list-style-type: none"> ■ NSTS certificates ■ Calibration records kept for two years
AG.e Records must be kept of all PPP application	<ul style="list-style-type: none"> ■ Records kept for applications made by staff and contractors ■ PPP application records include: <ul style="list-style-type: none"> – name of crop/ area treated and total area treated (e.g. ha) – name of operator – application date, start and finish time – name of product applied, information about product (e.g. grazing interval) – dose rate, water volume, total product used – weather conditions (e.g. wind speed/ direction) 	R	<ul style="list-style-type: none"> ■ PPP application records
AG.f Key Wastes are disposed of in a manner that minimises the risk of contamination and pollution	<ul style="list-style-type: none"> ■ Wastes are disposed of by registered waste carriers ■ Wastes are not burnt (with the exception of vegetation and untreated wood) 	R	<ul style="list-style-type: none"> ■ Waste Transfer Notes/ Receipts
Where to find help		<ul style="list-style-type: none"> ■ The Defra guidance document Protecting our Water, Soil & Air - A Code of Good Agricultural Practice for farmers, growers and land managers; the DARD Code of GAP for the prevention of pollution of water, air & soil; the Code of GAP for the Protection of Water, Soil and Air for Wales 2011 ■ Guidance to the Environmental Permitting Regulations can be found at www.gov.uk ■ The Code of Practice for Using Plant Protection Products ■ For a list of approved pesticides visit www.pesticides.gov.uk ■ For a template IPM plan and more information on biobeds visit www.voluntaryinitiative.org.uk ■ HSE Guidance on storing pesticides for farmers and other professional users ■ Information on sprayer certificates of competency can be found at www.cityandguilds.com ■ Details of NSTS approved test centres can be found at www.nsts.org.uk 	

NUTRIENT MANAGEMENT (NM)

STANDARDS		HOW YOU WILL BE MEASURED	
AIM: Organic manures/ fertilisers/ soil improvement products are stored and applied in a manner that prevents contamination and pollution			
NM.a Key A Manure Management Plan must be kept and followed when applying manures and/ or slurries to land	<ul style="list-style-type: none"> ■ Plan includes, but is not limited to: <ul style="list-style-type: none"> – where and when manure can/ cannot be applied (shown on farm map) – calculations of the Total Area Required to apply the manure/slurry produced ■ Further details can be found in the Appendix 	R	<ul style="list-style-type: none"> ■ Manure management plan
NM.b Key Organic manure must be stored in a manner that minimises the risk of contamination and pollution	<ul style="list-style-type: none"> ■ Organic manure includes poultry manure, slurry, solid manures, sewage sludge 		
NM.c Key Fertilisers/ soil improvement products must be suitable for their intended use	<ul style="list-style-type: none"> ■ Fertilisers/ soil improvement products include but are not limited to manure, composts, anaerobic digestate, treated sewage sludge ■ Untreated sewage sludge, untreated abattoir or catering derived animal by-products are not applied ■ Any materials, including waste materials that are applied to land have agricultural benefit ■ Exemptions/ permits to use waste materials are held 	R	<ul style="list-style-type: none"> ■ Exemptions/ permits/ Waste Transfer Notes/ delivery records/ invoices

<p>NM.c.1 Key Fertilisers must be applied in a manner that minimises the risk of contamination or pollution (Revised)</p>	<ul style="list-style-type: none"> ■ Organic fertiliser is applied in accordance with the Appendices, Manure Management Plan and Safe Applications to Land ■ Before application, factors including NVZ restrictions, soil type, soil conditions, crop requirements, slope, weather conditions, surface water, water courses, water supplies and abstraction points, even on neighbouring land are considered ■ Fertilisers are not applied where fields are waterlogged, flooded, snow covered or frozen for more than 12 hours in the previous 24 hours
<p>NM.c.2 Fertiliser application equipment must be maintained (Upgraded)</p>	<ul style="list-style-type: none"> ■ Equipment checked at least annually to ensure accurate application
<p>Where to find help</p> 	<ul style="list-style-type: none"> ■ For information on the importance of fertiliser security visit www.secureyourfertiliser.gov.uk ■ For guidance on fertiliser use see Defra Fertiliser Manual RB209 ■ To find out the environmental state of water bodies around and through your land use the Environment Agency's What's in your Backyard Tool which can be found on the Environment Agency website

DEPOPULATION (DE)

STANDARDS	HOW YOU WILL BE MEASURED
<p>Note: the Depopulation (DE) section now only includes those existing standards which are the responsibility of the farmer. The standards which are the responsibility of the catchers and/ or haulier are now incorporated into the Red Tractor Assurance Poultry Catching and Transport Scheme</p>	
<p>AIM: The health and welfare of birds is maintained during depopulation</p>	
<p>DE.e The person responsible for birds must be present at depopulation</p>	
<p>DE.f A loading area must be available for the loading of birds for transport and must be clean, tidy and hygienically managed</p>	
<p>DE.j Key Feed must not be withdrawn for more than nine hours prior to catching</p>	
<p>DE.k Water must be available up to catching</p>	
<p>AIM: The biosecure area is maintained during depopulation</p>	
<p>DE.x.1 There must be a system in place for a designated person to inspect forklifts and other catching equipment, including catchers' transport, for cleanliness and disinfection with a Defra approved disinfectant prior to entry to the biosecure area</p>	<ul style="list-style-type: none"> ■ This includes mechanical harvesting equipment
<p>DE.y Clean and tidy facilities must be made available for catchers to use during breaks (Revised)</p>	<ul style="list-style-type: none"> ■ If catchers use their own company vehicle for breaks, controls are in place to ensure it is clean and disinfected on entry to the biosecure area

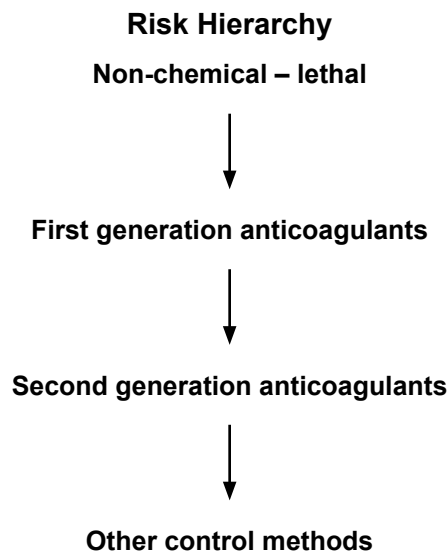
VERMIN CONTROL

Site Survey

A site survey is a record of every inspection and/or survey undertaken; inspecting the farm for signs of rodent activity or environmental management requirements. The site survey must outline the following:

- Date of inspection
- Locations inspected
- Findings (including type, level and extent of infestation and all potential opportunities e.g. feed spills/gaps/habitats)
- Actions required (including what needs to be completed and by whom)
- Date completed (initials to verify)

Where the site survey identifies a rodent infestation, the concept of a 'risk hierarchy' must be used when considering the rodent control strategy. This means considering the use of non-chemical control methods first, followed by the least toxic alternatives.



Environmental Risk Assessment

Where actions are identified as part of the site survey which involve the use of rodenticides, an environmental risk assessment must be carried out. The risk assessment must cover the following:

- What the treatment is designed to achieve, what methods of rodent control will be used and how success will be measured
- Which non-target species may be present in or near the treatment site
- What steps have been/will be taken to prevent, or adequately control, exposure of wildlife/domestic pets and the environment
- How dead rodents and rodenticides will be disposed of
- Once the infestation has been removed/controlled, what measures can be implemented to prevent re-infestation

VERMIN CONTROL

Bait Plan

A plan must be in place to control vermin and records must be kept of baits used and checks made. The plan should be completed by the person with responsibility for vermin management and must be kept up-to-date. The plan must be kept for 2 years following changes.

The bait plan must cover the following:

- Map of bait point locations
- Bait used
- Bait point inspection and replenishment dates

COSHH Assessment

The Control of Substances Hazardous to Health Regulations 2002 (the COSHH assessment) requires assessments are carried out to identify any risks to operators and others who may be affected by treatments involving hazardous substances. The Health and Safety Executive provide an e-tool for completing the COSHH assessment, which can be found here: <http://coshh-tool.hse.gov.uk/>.

More information on responsible rodenticide use can be found at <http://www.ahdb.org.uk/projects/documents/LRAHDBRodentStrategyGuide2016.pdf>

ACCEPTED FEED ASSURANCE SCHEMES

Accepted Feed Assurance Schemes:

Abbreviated Scheme Name	Full Scheme Name	Scope of the Scheme
UFAS (AIC)	Universal Feed Assurance Scheme	Assured compound feeds, complementary feeds, licks, pre-mixtures and feed ingredients/ materials
FEMAS (AIC)	Feed Materials Assurance Scheme	Production of and trade in feed ingredients/ feed materials
TASCC (AIC)	Trade Assurance Scheme for Combinable Crops	Whole combinable crops. <i>Note: this scheme covers crops storage and transport. Farm assurance is covered by the schemes listed below.</i>
GTAS	Gafta Trade Assurance Scheme	Trade in feed ingredients/ feed materials
IGAS	Irish Grain Assurance Scheme	Whole combinable crops. <i>Note: this scheme covers crops storage and transport. Farm assurance is covered by the schemes listed below.</i>
COCERAL GTP	European trade body for Agro supply and animal feeds	Trade in feed ingredients/ feed materials
GMP+ (PDV)	Dutch Product Board for Animal Feed	Assured compound feeds, complementary feeds, licks, pre-mixtures and feed ingredients/ materials
FAMI-QS	European Feed Additives And Pre-mixtures Quality System	Feed additives and pre-mixtures
BFBi scheme	Brewing, Food & Beverage Industry Suppliers Association	Certifies grains from smaller breweries
RTAOS	Red Tractor Assurance Cold Crush Oilseeds Scheme	Certifies meal from cold crush oilseeds

Accepted Farm Assurance Schemes:

Abbreviated Scheme Name	Full Scheme Name	Scope of the Scheme
RTA Combinable Crops and Sugar Beet	Red Tractor Assurance for Farms - Combinable Crops and Sugar Beet Scheme	Combinable crops & sugar beet
SQC	Scottish Quality Farm Assured Combinable Crops Ltd	Combinable crops
NIFQACS	Northern Ireland Farm Quality Assured Cereals Scheme	Combinable crops
SAFA	Soil Association Farm Assurance (Crops module)	Combinable crops
RTA Fresh Produce	Red Tractor Assurance for Farms - Fresh Produce Scheme	Produce – vegetables, fruits and root crops

STORAGE OF POTENTIAL POLLUTANTS

Potential pollutants must be stored in a manner that minimises the risk of them causing contamination or pollution. There are a range of potential pollutants, but some specific examples relevant to livestock farmers and how they should be managed are included below. For more information and the full legal requirements visit <https://www.gov.uk/guidance/storing-silage-slurry-and-agricultural-fuel-oil>.

Applicable to all agrochemical storage

- Storage facilities must be at least 10 metres from watercourses and at least 50 metres from a well/ spring/ borehole
- Agrochemical store must be fit for purpose and maintained

Silage, Slurry and Agricultural Fuel Oil (SSAFO) Storage

There are exemptions from the Water Resources (Control of Pollution) (Silage, Slurry and Agricultural Fuel Oil) (England) Regulations 2010 (or equivalent) for installations built before prescribed dates. Those dates are as follows:

	Slurry/Silage	Agricultural Fuel Oil
England	1991	1991 or where less than 1500 litres stored on farm
Wales	1991	1991 or where less than 1500 litres stored on farm*
Scotland	2003	2003 or where less than 1250 litres stored on farm
Northern Ireland	2003	2003 or where tank capacity does not exceed 1250 litres

*From 15 March 2020 all Agricultural Fuel Oil storage must meet the requirements of the Oil Storage (Wales) Regulations 2016

Agricultural Fuel Oil (excluding domestic only tanks, mobile and underground tanks)

- There must be an impermeable bund. The bund is either at least 110% capacity of the individual tank, or if there is more than one tank within the bund, 25% of the total or 110% of the largest tank
- There must be an outlet within bund (NB – with double skinned tanks, in principle the outer skin can act as the bund for the inner tank however this benefit is lost if the outlet is at the bottom of the tank as any leakage through or around the outlet will not be captured)

Note: It is best practice for all fuel tanks to be bunded even if they benefit from exemptions to the legislation

MANURE MANAGEMENT PLAN

A Manure Management Plan must be kept and followed when applying manures and/or slurries to land. Where land falls in an NVZ, a completed and more detailed plan should already be in place and will meet the scheme requirements.

The scheme recommends the use of the Tried and Tested website (www.nutrientmanagement.org) for resources, templates and in the development of your Manure Management Plan.

As a minimum, all holdings must have a Manure Management Plan that:

- includes a farm map identifying **where** and **when** manure can/ cannot be applied. The map must show the areas stated in table A – and it is recommended that colour coding is used
- includes calculations of the Total Area Required to apply the manure/ slurry produced without exceeding a total nitrogen application rate of 250kg/ha/year (or less as required by legislation). Use the following calculation and the hectares needed by stock unit in Table B:
 - Number of stock units (by stock type) x months housed x Ha needed by stock unit = Total Area Required
 - E.g. 75 cows (650kg) x 6months x 0.039 = 17.55 ha required

If the map and calculations prove you have a Total Spreadable Area greater than the Total Area Required, the plan is complete. If the Total Spreadable Area is less than the Total Area Required, a more detailed plan or an alternative action is necessary.

Table A

Area	Area includes, but is not limited to:
Non-spreading areas	Fields where manure would not normally be spread; non-farmed woodlands or fields too far away from farm buildings
Water	Any ditches, watercourses and ponds, springs, wells and boreholes used for drinking water or farm dairies
Do not spread areas	Areas where manure should not be spread. At least 10m either side of ditches and watercourses, 50m around springs, wells and boreholes, steep slopes with a high risk of run-off, Environmentally Sensitive Areas, Sites of Specific Scientific Interest
High risk areas	Fields next to a watercourse, spring or borehole with soil at field capacity with moderate slope or slowly permeable soil; where soil depth over fissured rock is less than 30cm; with effective pipe or field drains
Very high risk areas	Fields likely to flood in some/ most winters; next to a watercourse, spring or borehole where surface is severely compacted or waterlogged or have a steep slope and the soil is at field capacity or have a moderate slope and slowly permeable soil
Low risk areas	All other areas not already marked

MANURE MANAGEMENT PLAN

Table B

Stock Unit	Hectares needed by Stock Unit		Stock Unit	Hectares needed by stock unit	
Cow (650kg)	0.039		Bull	0.019	
Cow (550kg)	0.032		Youngstock 1-2yr (400kg)	0.016	
Cow (450kg)	0.025		Youngstock 6-12months	0.008	
Heifer 2yr+ (500kg)	0.019		Calf	0.005	
Adult Sheep	0.003		Lamb (6-12 months)	0.002	
Lamb (up to 6 months)	0.001				
	Hectares needed by pig			Hectares needed by pig	
	at 250kg/ha	at 170 kg/ha		at 250kg/ha	at 170 kg/ha
Maiden gilts	0.052	0.076	Growers 8-12 weeks	0.025	0.037
Breeding sows & boars	0.080	0.118	Finishers over 12 weeks	0.042	0.062
Weaners 4-8 weeks	0.013	0.019			

SAFE APPLICATIONS TO LAND

This appendix provides guidance on making applications to land. All applications to land must be carried out in accordance with legislation. Environmental Permits or exemptions must be held where applicable. If your farm is in an NVZ you must also follow NVZ rules. The Environment Agency website has information on spreading waste on land which may be helpful.

Note: Producers should always check with buyers to ensure that any applications of sludge, compost, digestate and other materials originating outside the farm are acceptable to customers.

Sewage Sludge (biosolids)

It is recommended that sewage sludge is assured under the Biosolids Assurance Scheme.

Untreated sewage sludge has not been permitted on any agricultural land since 2006.

Treated sewage sludges can only be used under strictly controlled conditions. Prior to application the soil must be tested by the sludge supplier. Applications of sewage sludge to land must be in accordance with suppliers' instructions (i.e. the way the sludge has been treated may affect where and when the sludge can be applied).

Two types of treated sewage sludge are permitted by the scheme:

1. Conventionally treated sludge - has been subjected to defined treatment processes and standards that ensure at least 99% of pathogens have been destroyed. The most common form of treatment is anaerobic digestion.
2. Enhanced treated sludge - will be free from Salmonella and will have been treated so as to ensure that 99.9999% of pathogens present in the original sludge have been destroyed.

Farmyard Manure (FYM) and Slurry – Fresh, Stored or Treated

Using the following steps as a guide will help to ensure that manures are used efficiently:

- Know the nutrient contents of applied manures
- Apply manures evenly and at known rates
- Where appropriate, rapidly incorporate manures or use an application technique that will minimise ammonia losses
- Apply manures in spring, where possible, to reduce nitrate leaching losses
- Take the nutrient content of applied manures into account when calculating inorganic fertiliser applications

Spreading manures onto pasture is a valuable source of nutrients but can play a role in transferring disease to healthy stock. The main risk is from spreading fresh, unstored slurry or manure. Risks are reduced by storage, low application rates and leaving pasture for as long as possible before grazing.

Note: The scheme recommends that poultry manure is not applied to grazing land or grassland to be harvested due to the risks associated with botulism.

Compost, Digestates and other Recycled Materials

It is recommended that digestates and composts sourced from external contractors for application to land have been produced to the relevant PAS specification (PAS 110 for digestate, PAS 100 for compost) and are applied following the associated Quality Protocol. The specifications and Quality Protocols provide safeguards on the feedstock materials, the processing stages and end product quality.

Where anaerobic digestate is produced from an energy crop feedstock (e.g. maize) and there is no pasteurisation step there is a risk that plant pathogens, for example *Fusarium* spp., may be present. It is recommended that energy crop digestate is ploughed in before drilling a subsequent cereal crop.

SAFE APPLICATIONS TO LAND

Safe Applications to Land Matrix

	Manure and Slurry		Compost and Anaerobic Digestate		Treated Sewage Sludge	
	Application	Grazing/harvest interval	Including animal by-products (ABP)	Not including animal by-products (ABP)	Conventional treated sewage sludge	Enhanced treated sewage sludge
Combinable crops (inc. homefed)	May be applied before and after drilling/planting	n/a	May be applied before and after drilling/planting	May be applied before and after drilling/planting	For all combinable crops may be applied before and after drilling/planting	For all combinable crops may be applied before and after drilling/planting
Grassland and forage – grazed	Recommended that applications are made in the spring and that rapid incorporation techniques are used	At minimum a 4 week no-graze interval applies. It is recommended that there is an 8 week no graze interval for adult livestock and a 6 month no graze interval for youngstock	A no-graze interval of 2 months for pigs and 3 weeks for other livestock applies	A no-graze interval of 3 weeks applies	A no-graze interval of 3 weeks applies and sludge must be deep injected or ploughed in	A no-graze interval of 3 weeks applies
Grassland and forage - harvested		A no-harvest interval of 4 weeks applies	A no-harvest interval of 2 months for pigs and 3 weeks for other livestock applies	A no-harvest interval of 3 weeks applies	A no-harvest interval of 3 weeks applies	A no-harvest interval of 3 weeks applies

Cropping Categories*

Combinable crops	Wheat, Barley, Oats, Rye, Triticale, Peas, Beans, Linseed/ flax, Oilseed rape, Sugarbeet, Sunflower, Borage
Grassland and forage – grazed	Grass, Forage swedes and turnips, Fodder mangolds, Fodder beet, Fodder kale, Forage rye and triticale, Turf
Grassland and forage – harvested	Grass silage, Silage maize, Haylage, Hay, Herbage seeds

*not an exhaustive list



How the Red Tractor Assurance Scheme works

The Red Tractor Assurance Scheme exists to certify and signify the conformance by each of its members to a series of integrated standards that apply to different farming enterprises and different steps in the food supply chain.

As a business operating in the farming or food supply industry, you can apply to join the Scheme for a single farming enterprise or food supply chain activity or whatever combination of enterprises or activities fits your business needs.

To become and remain a member, you must at all times conform to the standards and the membership rules (as they may both be amended by RTA from time to time).

To join the Scheme, you should contact any one of the Certification Bodies who are independent contractors, licensed by RTA to manage membership (although, for dairy farms, your first purchaser of milk will choose a Certification Body and arrange your application or transfers, as appropriate). You will find all the enterprises and activities that the Scheme covers and the Certification Bodies listed on the back page of this booklet. You can apply to join at any time throughout the year and your membership must be renewed annually. You will need to enter a contract directly with your chosen Certification Body and that contract will (in addition to these Rules) govern the terms on which your Certification Body will manage your initial application, assessment and certification against the standards and your annual renewal. The Certification Body will also be your routine point of contact.

Before applying, you are advised to carefully read the membership rules and the standards which set out what you have to do and how you will be assessed. If you operate more than one farming enterprise or food supply chain activity, you can select which of these you want to be assessed and certified¹. If applying for more than one, your Certification Body may apply a discount and will co-ordinate the assessment together in a single visit where possible. Alternatively, you can choose more than one Certification Body for the different enterprises or activities and the assessments will be carried out separately.

You may change your Certification Body at any time and still maintain 'Red Tractor Assured' status as long as you have no outstanding non-conformances or obligations. If you are not satisfied with the way your application, assessment or certification decision has been conducted, you may lodge an appeal in writing with your Certification Body within such time period as your Certification Body may stipulate from time to time. All appeals will be investigated and dealt with in accordance with the Certification Body's appeal procedure or, if so directed, RTA's appeal procedure.

Your attention is drawn in particular to the limitation of liability provisions set out in Rules 74 – 76.

¹ With the exception of: (a) Dairy, where beef assurance is required for the cattle (see Rule 23); and (b) Beef and Lamb, where, if both cattle and sheep are farmed, both have to be assessed and certified.

HOW THE RED TRACTOR ASSURANCE SCHEME WORKS

1. Application

Send application and fee to your chosen Certification Body detailing all the relevant holdings/premises. Receipt will be acknowledged in 14 days and the assessment will be arranged.

2. Initial Assessment

The assessor will talk to you about your business as you walk together around (or facilitate remote viewing via video-streaming of) the facilities, look at the livestock/crop as applicable and check your paperwork. They will need to talk to your staff too about what they do. Any areas which do not meet the Standards (which we refer to as “non-conformances”) will be highlighted to you throughout the assessment. They are not allowed to advise on, or suggest, how you need to correct things. You will be left or sent a report which will contain details of any non-conformances, an indication of the evidence you will be expected to provide (e.g. invoices, photos, photocopies, letter from vet) and the timescales for action.

3. Non-conformances

You must supply your Certification Body with evidence that you have corrected everything as explained in the non-conformance report. In some cases, a re-visit may be required and this may incur a charge. Your application will lapse if you do not correct everything satisfactorily and in good time.

4. Issue Certificate of Conformity

Once satisfactory evidence has been provided, you will be entered as ‘Assured’ on the Scheme Member Checker database and you can then sell your product(s) as ‘Assured’. You may receive an actual certificate in electronic format or printed but the status on the Scheme Member Checker database is definit

5. Renewal

You will be invited to renew your membership annually, 12 months after the initial assessment and every 12 months thereafter. You will receive a renewal notice and a maximum of two reminder letters.

6. Routine Assessments and Spot Checks

An assessor will make regular visits (or carry out remote assessments) similar to your initial assessment to check you are continuing to conform to the Standards at all times. These assessments will normally be once per membership year with the exception of the RTA dairy and beef and lamb farm schemes which will be once every 18 months. You may also be subject to spot check visits, some of which may be unannounced as part of our risk based approach to inspections. If you do not conform to any Standards you must provide evidence, normally within 28 days, that you have rectified them as outlined at Steps 2 and 3 above. If you have a major non-conformance or excessive non-conformances against the Standards, your certification may be suspended until you have shown you have put this right. (Assessment arrangements for meat and poultry processing, livestock transport, livestock markets and livestock collection centres are outlined in the online standards manual.)

Suspension: Your membership and certification can also be suspended if you have not put non-conformances right within the time stipulated or if an unannounced spot check as a result of our risk based approach to inspections shows no improvement and the member is still categorised as high risk. Suspension is only lifted once you have proved that you have corrected the non-conformances. In some cases, a re-visit may be required. **You must not sell products as ‘Red Tractor Assured’ whilst your certification is suspended.**

Withdrawal: If within 3 months of the suspension date you have not demonstrated that you have corrected the non-conformances, the Certification Body will withdraw certification and your membership will automatically terminate. The Certification Body will also withdraw certification and your membership will automatically terminate if you are still categorised as high risk following two consecutive unannounced spot checks as a result of our risk based approach to inspections. You can only regain certification by following the procedure for a new applicant and as long as no other sanctions or non-conformances remain. Your right to sell products as ‘Red Tractor Assured’ will cease immediately if your certification is withdrawn or if your membership is terminated for any other reason or expires and is not renewed within one month of expiry in accordance with the membership rules.



RED TRACTOR ASSURANCE MEMBERSHIP RULES (1st August 2020)

Your attention is drawn in particular to the limitation of liability provisions set out in Rules 74 to 76.

We are Assured Food Standards, trading as Red Tractor Assurance ('RTA'), a not for profit company, owned and funded by organisations and trade bodies from across the British farming and food industry.

1. These rules together with the accompanying explanation of how the Scheme works and any additional sector specific rules issued from time to time by RTA as contemplated in Rule 5 (as amended from time to time, 'these Rules') govern the terms and conditions for membership of the Red Tractor Assurance Scheme ('the Scheme').
2. In these Rules:
 - a. 'Applicant Business' means applicants for membership of the Scheme;
 - b. 'Assessment' means the assessment of your conformance to the Standards by your Certification Body's appointed assessor, whether carried out on application, renewal, on a revisit to assess previously identified non-conformances or by way of spot checks, whether announced or unannounced and whether by way of personal visit, remote assessment via video-streaming and/or the review of documentation uploaded by you to the Red Tractor Portal;
 - c. 'Associate', in respect of a Member, means any shareholder, officer, agent, employee, contractor or relative of that Member and any relative of any such person;
 - d. 'Certification Body' means a certification body (acting as an independent contractor) which is licensed by RTA to carry out certification and assess conformance to the Standards, all such bodies being set out from time to time in RTA's website at <https://assurance.redtractor.org.uk/standards/contact-certification-bodies>;
 - e. 'Enterprise' means a farming enterprise or activity which is covered by any of the particular Standards;
 - f. 'Member' means a member of the Scheme;
 - g. 'Member Logos' means the Member logos set out from time to time in the RTA Website at <https://assurance.redtractor.org.uk/contentfiles/files/SchemeLogoRules.pdf>;
 - h. 'Membership' means membership of the Scheme;
 - i. 'Red Tractor Assurance Claim' means a claim to source and supply food or drink products which are eligible to carry any version of the Red Tractor logo;
 - j. 'Red Tractor Portal' means the online portal onto which you may upload documentation in advance of an Assessment and which can be accessed at <https://portal.redtractor.org.uk/#/home>;
 - k. 'relative' in relation to a person includes the mother, father, stepfather, stepmother, sister, brother, wife, husband, civil partner, daughter, son, grandparent, grandchild, parent-in-law, son-in-law, daughter-in-law, sister-in-law, brother-in-law, step parent, step child, step sister, step brother, foster child, legal guardian, domestic partner or fiancé/fiancée of that person or of that person's spouse, former spouse, civil partner or former civil partner;
 - l. 'RTA Website' means the website of RTA at <https://assurance.redtractor.org.uk> (or any replacement website RTA may establish and operate from time to time);
 - m. 'Scheme Member Checker' means the database of Members maintained by RTA at <https://checkers.redtractor.org.uk/rtassurance/services.eb>;
 - n. 'Standards' means the Red Tractor Assurance Scheme farm standards for each farming sector (currently, beef & lamb, dairy, pigs, poultry, crops and fresh produce) and supply chain standards (currently, livestock transport, meat and poultry processing, livestock markets and collection centres, safe haven and cold crush) as set out in the RTA Website at <https://assurance.redtractor.org.uk/standards> and as set out at the end of this document, as updated from time to time; and
 - o. 'you' means such Applicant Business or Member as the context permits.
3. You can only gain certification and obtain 'Red Tractor Assured' status for an Enterprise to which your application relates if you conform to the Standards applicable to that Enterprise and you must continue to meet these Rules and those Standards at all times. Failure to comply with these Rules or the Standards may result in your certification (whether for a particular Enterprise or for all Enterprises carried out by you) being suspended or withdrawn and your Membership being terminated.
4. RTA may update these Rules and the Standards at any time. You will be given notice of the specific changes made to the Standards and when they will come into effect. When changes are made to the Rules, we will give you notice of that fact and confirm in such notice when the amended Rules will come into effect and how you can view and download or otherwise obtain the amended Rules. You must ensure full compliance with all such changes to the Standards and the Rules to retain 'Red Tractor Assured' status.
5. From time to time RTA may publish (including via the RTA Website) additional sector specific rules and guidance which will be supplementary to and deemed to be part of these Rules (for example, rules and guidance in respect of contract farming in the combinable crops sector and the Safe Haven New Entrants and Suspended Member Protocols).

6. These Rules are in addition to any statutory requirements. Nothing in these Rules shall be deemed to provide exemption from current legislation and you must comply with all legislation relevant to the scope of the Scheme at all times.
7. Where the words 'include(s)', 'including' or 'in particular' are used in these Rules, they are deemed to have the words 'without limitation' following them.

Claiming Products or Services are 'Red Tractor Assured'

8. Subject always to the provisions of Rules 68 to 73 (and in particular the restrictions in Rule 70 on using the relevant Member Logo(s) or any other version of the Red Tractor logo on, or applying any such logo or a Red Tractor Assurance Claim to, food packs (including packaging such as meat, fruit or vegetable boxes, milk cartons or bottles) or using any such logo or making such a claim at the point of sale of food products (including online sales) unless you have a processors and packers licence issued by RTA (see <https://trade.redtractor.org.uk/>), you must not claim that products you sell and/or services you provide are, or describe them as, 'Red Tractor Assured', 'RT Assured', 'RTA Assured', 'RTA', 'RT' or 'Assured' or 'Certified' for the purposes of the Scheme unless and until you have been through the application and Assessment process referred to in the above explanation of how the Scheme works and a certificate of conformity to the relevant Standards has been issued for the Enterprise to which those products or services relate. Thereafter, subject always to Rules 68 to 73, you must not claim that products you sell and/or services you provide are, or describe them as, 'Red Tractor Assured', 'RT Assured', 'RTA Assured', 'RTA', 'RT' or 'Assured' or 'Certified' for the purposes of the Scheme:
 - a. if and to the extent that such products or services relate to a business, Enterprise, activity, location, holding, site, store or vehicle which is not included in the scope of your certification;
 - b. if your certification has been (and for so long as it remains) suspended or has been withdrawn for any reason;
 - c. if you do not renew your Membership on time in accordance with these Rules;
 - d. if your Membership terminates for any reason; or
 - e. if you have voluntarily left the Scheme.

Application

9. Any sole trader, partnership, limited or unlimited company or limited liability partnership (or other form of trading entity approved by RTA), farming or carrying out an Enterprise, can apply to be a Member. Similar schemes operate in the devolved regions of the UK covering some Enterprises and where this applies you should join the local scheme.
10. You can apply to join the Scheme for a single Enterprise or whatever combination of Enterprises fits your business needs. The exceptions to this are: beef and lamb, where, if both cattle and sheep are farmed, both have to be assessed and certified; and dairy, where beef assurance is required for the cattle (see Rule 23).
11. You can only apply for Membership through a Certification Body, which is an independent contractor licensed by RTA to certify conformance to the Standards.
12. Each sole trader, partnership, limited or unlimited company or limited liability partnership (or other form of business approved by RTA) farming or carrying out an Enterprise must be registered as a Member in its own right in order to exercise the rights afforded by Membership and each Member must have at all times a named nominated person ('Nominated Person') who has functional responsibility for the management decisions and operating systems being assessed.
13. The Nominated Person of the Applicant Business must sign the membership application form provided by your chosen Certification Body ('your Certification Body') and subsequent renewal application forms (and RTA and your Certification Body shall be entitled to assume that the Nominated Person is authorised to sign such forms on your behalf). In submitting an application or renewal fee and/or such forms, you are agreeing with RTA and your Certification Body to be bound by these Rules and the Certification Body's terms of engagement.
14. Any false or misleading statement made on the Membership or renewal application forms, during Assessments, or in any other communication, may lead to suspension or withdrawal of your certification and even exclusion from future Membership. You must provide, upon request by RTA or your Certification Body, any information relevant to conformance with the Standards or these Rules.
15. Any act or omission to act (whether by you, your officers, employees or agents or a third party and whether or not in relation to your premises, site or holding) which impacts on your conformance to the Standards, these Rules or any relevant legislation, will be deemed to be your responsibility for the purpose of assessing your compliance with the Standards and these Rules. Any rights and remedies available to and sanctions imposed by RTA or your Certification Body in respect of any non-conformance to the Standards ('non-conformance') or breach of these Rules may, at the discretion of RTA or your Certification Body, be deemed to apply also to any other person who operates or proposes to operate from the same premises, site or holding as you and who is or wishes to become a Member.



Holdings, Sites, Stores and Vehicles

16. You must disclose in your Membership or renewal application form all holdings, sites, stores and vehicles which you want to be included in the scope of your certification (having regard to Rules 17, 18 and 19 below).
17. Subject always to Rules 12, 18 and 19, where a Membership or renewal application form lists more than one holding, site, store, or vehicle, they must all be managed on a day to day basis by the same person. A separate application must be made in respect of any holding, site, store or vehicle of a Member which is managed on a day to day basis by a different person. If there is any uncertainty over whom any holding, site, store, or vehicle is managed by, RTA or your Certification Body may require you to provide such documentary evidence as it sees fit and its decision shall be final, subject always to Rule 83 to 85 (Complaints and Appeal Procedure).
18. Unless RTA or your Certification Body otherwise permits in writing in its absolute discretion, separate Membership or renewal applications will be required in accordance with the following principles or as RTA or your Certification Body may direct:

Enterprise / Activity	Separate Membership for each:
Farms / Safe Haven / Cold Crush	<ul style="list-style-type: none"> Enterprise Holding / site within each such Enterprise: subject to the provisions of Rule 19 below.
Livestock Transport	Commercial Livestock Vehicle / Trailer
Livestock Market	Site with separate Animal Gatherings Order Approval Number
Collection Centre	Site with separate Animal Gatherings Order Approval Number
Meat and Poultry Processing	Site with separate FSA Approval Number

19. Additional farm holdings may be allowed within an application for a main site or holding provided the additional holdings fall within the relevant description set out below and subject always to such holdings being managed on a day to day basis by the same person.

Dairy	Poultry	Pigs	Beef/Lamb	Crops	Fresh Produce
Each milking premises requires a separate registration	A self-contained live poultry facility functioning with defined poultry stock management, operational control and bio-security standards	Main holding + max 3 small nursery or finishing units	Main site + additional sites where livestock are kept.	Main holding + any additional sites where fertilisers and pesticides are kept or harvested products stored or processed.	
		Additional sites must be sufficiently close to the main site or holding as agreed by the Certification Body.			

Dairy Members

20. Dairy farm assurance is normally arranged by the dairy purchaser (i.e. the first purchaser of milk from the farm and with whom the milk producer enters a milk supply contract). Separate membership rules (the 'Dairy Purchaser Membership Rules') apply to dairy purchasers. Dairy purchasers who wish to become a dairy purchaser member of the Red Tractor Dairy Farm Assurance Scheme must complete the application form available upon request by emailing "memberhelp@redtractor.org.uk" and are required to ensure that all milk producers supplying milk to them have a valid certificate evidencing conformance to the Red Tractor Dairy Farm Assurance Standards.
21. By agreeing to supply milk to a dairy purchaser member of the Red Tractor Dairy Farm Assurance Scheme, a milk producer shall be deemed to have agreed to be bound by these Rules and upon the issue of a valid certificate evidencing conformance to the Red Tractor Dairy Farm Assurance Standards, the milk producer shall become a milk producer member of the Red Tractor Dairy Farm Assurance Scheme. If the dairy purchaser membership of the dairy purchaser to whom a milk producer member supplies milk is suspended or terminated, the milk producer membership of the milk producer itself will also be suspended or terminated (as the case may be). If a dairy purchaser member has given notice to terminate its membership of the Red Tractor Dairy Farm Assurance Scheme in accordance with the Dairy Purchaser Membership Rules, each milk producer member supplying milk to that dairy purchaser member must (until such termination) continue to comply with these Rules and permit dairy Assessments to continue to be carried out.
22. Individual dairy farms which are both a milk producer and a milk processor may, on an exceptional basis and at RTA's absolute discretion, be accepted into membership of the Red Tractor Dairy Farm Assurance Scheme as both a milk producer member and a dairy purchaser member. Any such member (referred to as an "Independent Member") must comply with both these Rules and the Dairy Purchaser Membership Rules. If an Independent

Member's dairy purchaser membership is suspended or terminated in accordance with the Dairy Purchaser Membership Rules, the Independent Member's milk producer membership shall automatically be suspended or terminated (as appropriate). Similarly, if an Independent Member's milk producer membership is suspended or terminated in accordance with these Rules, the Independent Member's dairy purchaser membership shall automatically be suspended or terminated (as appropriate).

23. Cattle on dairy farms must also be beef assured (i.e. certification to the RTA beef Standards or to the beef assurance scheme in any relevant devolved region of the UK – see Rule 9). If you do not want your beef assurance to be assessed by the Certification Body which assesses your certification to the Red Tractor Dairy Farm Assurance Standards, you must, at the time of your dairy Assessment, demonstrate to the dairy assessor that your beef assurance is in place and commit to it being maintained.

Initial Assessment and Certification

24. A full initial Assessment must be completed and you must conform to all the Standards (not including 'recommendations') before your certification can be progressed and your Membership confirmed.
25. To enable a full Assessment to take place you must grant the assessor access to (or take all steps necessary to facilitate the carrying out of a remote visual Assessment, such as via video-streaming and/or by uploading records and documents to the Red Tractor Portal, of):
- all parts of the holding, site, store or vehicle, key members of staff and records/documents to which he/she reasonably requests access;
 - all livestock and, where relevant, allow the assessor to carry out welfare outcome scoring.
26. Without prejudice to Rule 53.d, an assessor may refuse to carry out or finish an Assessment:
- if he/she believes the presence of a third party may, intentionally or otherwise, influence its outcome in an inappropriate manner;
 - if he/she feels threatened or that he/she has been subjected to abusive behaviour at any time during the visit; or
 - if the site is empty or non-operational.

27. If any of the Standards has not been met, then a non-conformance will be raised. Certification will be dependent upon you carrying out improvements to the satisfaction of the Certification Body and within the specified time period(s).

28. Certificates and, where applicable, stickers confirming certification status, only relate to the assessed holding(s) or site(s) and are not transferable to any other holding or site or to any other business or person. All such certificates and stickers remain the property of your Certification Body. Whilst certificates and stickers may be useful in confirming 'Red Tractor Assured' status, the only definitive proof of certification and 'Red Tractor Assured' status is the Scheme Member Checker database managed and operated by or on behalf of RTA.

Membership Renewal

29. Your Membership must be renewed annually. Failure to renew within one month after an annual renewal date will result in your Membership being terminated. If you subsequently apply again to be a Member, you will be treated as a new applicant and a full initial Assessment will be required. In such a case, your Membership and certification will not be backdated.

Material Changes

30. You must keep your Certification Body informed of any material changes to your operation (when compared to the operation as at the date of your most recent Assessment) which might affect your certification. Examples of such 'material changes' include:
- additional holdings or sites (e.g. crop storage facilities, livestock grazing);
 - a change in the person who manages on a day to day basis any Enterprise, holding, site store or vehicle within your certification;
 - additional commercial livestock vehicles;
 - the site becoming empty of livestock at any time;
 - the site becoming restocked; and/or
 - changes to the activity being carried out on the holding or site (e.g. a farm or haulier also operating as a collection centre, or a meat processor beginning to process new species such as pork or poultry).
31. If you are the subject of an event described in Rule 53.g, or if any action is taken which is likely to lead to such an event, you must inform your Certification Body immediately giving details of any person appointed (or proposed to be appointed) as receiver, liquidator, administrative receiver, administrator or other such officer pursuant to any such arrangement or related order.
32. If, where you are a company or limited liability partnership, one of your members or any other person (including any group company) with whom you are connected, is the subject of an event described in Rule 53g or if any action is taken which is likely to lead to such an event, in circumstances which could result in you being unable properly to perform your obligations as a Member under these Rules, you must inform your Certification Body immediately, giving details of any person appointed (or proposed to be appointed) as receiver, liquidator, administrative receiver, administrator or other such officer pursuant to any such arrangement or order.

33. When certified against the Red Tractor Fresh Produce Standard only, you may ask your Certification Body for a voluntary suspension of one, some or all of the crop types covered by the certification.

Changing Certification Body

34. You can change your Certification Body at any time, in accordance with Rules 35 to 38.
35. You must declare on your application to the proposed new Certification Body whether you have previously applied to become, or have been, or are currently, a Member. If that is the case, you must confirm the Certification Body to whom you applied, your previous Membership number and details of all sites previously assessed (as well as the CPH number and PRIMO/ Herd mark, where applicable).
36. Your proposed new Certification Body will request and be given access to your historical data and records from your existing Certification Body before confirming continued certification.
37. The proposed new Certification Body may reject your application to transfer if you have outstanding non-conformances still to be rectified or if any other previously imposed certification or Membership condition prevents the application from being accepted. In such a case, before any transfer takes place, you must clear non-conformances to the satisfaction of your existing Certification Body. Unless otherwise agreed in writing by RTA, any previously imposed conditions (e.g. more frequent or unannounced inspections) shall continue to apply to and may be enforced by the new Certification Body.
38. If your application to transfer is accepted by the new Certification Body, it will take effect immediately upon such acceptance being confirmed and you do not need to inform your former Certification Body of the transfer.

Routine Assessments and Spot Checks

39. You must allow your Certification Body's appointed assessors to carry out routine Assessments, revisits and spot checks, whether in person or remotely (whether via video streaming and/or review of documents and records uploaded to the Red Tractor Portal or otherwise) and where Assessments are requested to be carried out remotely you must take all reasonable steps necessary to enable remote Assessment to take place.
40. Each of RTA, your Certification Body and any third party duly authorised to act on behalf of either or both of them, has the right to carry out an Assessment or spot check at short notice or unannounced.
41. The assessor may be accompanied by an observer.
42. If any of the Standards are not met, a non-conformance will be raised. Continued certification will be dependent upon you carrying out improvements to the satisfaction of the Certification Body and within the time period(s) specified.

Special Conditions of Certification

43. RTA and your Certification Body shall each be entitled, at any time and each in its absolute discretion, to specify 'Special Conditions of Certification' for your Membership and/or continued certification. This may include:
- additional announced or, if so specified, unannounced Assessments or spot checks by the Certification Body over and above the normal routine Assessments, all such additional Assessments and spot checks being at your cost; and
 - obtaining evidence from a third party expert (nominated by RTA or the Certification Body and appointed at your cost) that the Standards are being met.

Fees

44. You must, on initial application and annually thereafter, pay to your Certification Body an annual Membership fee for each Enterprise being assessed. The annual Membership fee is made up of an amount equal to the annual participant fee(s) which RTA charges the Certification Body for each Enterprise assessed by it (and which your Certification Body charges on to you) and an amount to cover your Certification Body's own charges. Details of the annual participant fees and any other fees charged by RTA to Certification Bodies can be downloaded at: <https://assurance.redtractor.org.uk/who-we-are/how-we-are-funded>. Your Certification Body may change the annual Membership fee from time to time and will review the fee annually. Your Certification Body (or RTA) will notify you of any changes in the annual Membership fee.
45. You must pay any additional charges your Certification Body may impose for:
- visits to additional holdings/sites not close to the main holding or site;
 - visits to additional holdings/sites/vehicles notified to the Certification Body after any previous Assessment;
 - the assessor having to return, whether to complete an Assessment report where, through no fault of the assessor, it could not initially be completed in full, or to check that non-conformances have been rectified; and
 - any additional Assessments or spot checks required under any Special Conditions of Certification specified by RTA or your Certification Body, as contemplated in Rule 43.
46. For milk producer members, some fees may be met by your milk purchaser. You should contact your milk purchaser for further details.
47. You are responsible for any external third party fees required to meet the requirements of the Standards (for example, Quarterly Veterinary Reports

on farms certified to the RTA Pig Standards) and any Special Conditions of Certification specified under Rule 43.

48. You are responsible for any costs you incur in meeting the Standards and rectifying non-conformances.
49. If you fail to pay any fees required to be paid by you under these Rules, RTA or your Certification Body shall each be entitled to reject your Membership or renewal application or to suspend or withdraw certification for any relevant Enterprise(s).

Suspending Certification

50. Your Certification Body has the right to suspend your certification if:
- you unreasonably delay or refuse a routine Assessment, revisit or spot check;
 - circumstances on a relevant holding or site prevent the assessor from completing an Assessment in full;
 - major non-conformances (meaning for the purpose of these Rules a non-conformance to the Standards or breach of these Rules which is treated as a 'major' non-conformance by assessors at the time of the relevant Assessment);
 - an excessive number of non-conformances are found during an Assessment;
 - the same non-conformance is found on successive Assessment visits;
 - you fail to rectify any non-conformance within a specified timescale;
 - you fail to comply with these Rules or the Standards;
 - evidence which your Certification Body or RTA reasonably believes to be reliable is received from a third party, indicating that you are not conforming to the Standards to a material extent; or
 - being a milk producer member of the Red Tractor Dairy Farm Assurance Scheme, the dairy purchaser membership of that scheme of the dairy purchaser to whom you supply milk is suspended.

If your certification has been suspended and you do not take the necessary action to rectify any notified non-conformance(s) within 3 months of such suspension, your certification may be withdrawn with immediate effect by written notice served by your Certification Body, whereupon your Membership will be automatically terminated.

Termination of Membership and Withdrawing Certification

51. Each of RTA and your Certification Body may refuse applications or impose particular conditions for re-entry into the Scheme where an application relates to an Enterprise, business, holding, site, store and/or vehicle in respect of which certification has previously been withdrawn in accordance with these Rules (and even if all relevant non-conformances have been rectified).
52. RTA and the Certification Bodies will not accept a Membership or renewal application (including from a new applicant) if the application relates to an Enterprise, business, holding, site, store or vehicle in respect of which Membership or certification conditions or other restrictions or sanctions have been imposed under these Rules and remain outstanding or in place (as the case may be), unless it can be demonstrated to the satisfaction of RTA and the Certification Body that the Applicant Business is not connected to the Member subject to those conditions, restrictions or sanctions (other than being connected purely in terms of operating from the same holding, site, store or vehicle) and there are no other reasons for refusing such an application.
53. Each of your Certification Body and RTA may, in its absolute discretion, refuse an application for Membership, and/or your Certification Body may withdraw certification (whether for a particular Enterprise or for all Enterprises carried out by you) and/or RTA may, by written notice, immediately terminate your Membership:
- if you fail to comply with these Rules or the Standards;
 - if the Certification Body or RTA considers that it is necessary to do so to prevent RTA or the Scheme from being brought into disrepute;
 - if any act or omission by you or any of your Associates (i) has brought or may, in the reasonable opinion of the Certification Body or RTA, bring RTA or the Scheme into disrepute or (ii) has damaged or may, in the reasonable opinion of the Certification Body or RTA, damage the integrity of the Standards;
 - if, notwithstanding the rights under Rule 26.b, an assessor, employee or officer of the Certification Body or RTA feels threatened or that he has been subjected to abusive behaviour by you or any of your Associates;
 - if, without prejudice to Rules 53.a, b, c and d, a material breach by you of these Rules (including a major non-conformance to the Standards) which is not capable of being remedied has occurred or a material breach by you of these Rules (including a major non-conformance to the Standards) which is capable of remedy has not been remedied within 30 days (or such other period as RTA or your Certification Body notify you in the case of a major non-conformance of the Standards) after service of a written notice requiring it to be remedied;
 - if you are still categorised as high risk following two consecutive unannounced spot checks as a result of our risk based approach to inspections;
 - upon your voluntary or compulsory bankruptcy or liquidation, the

appointment of a receiver, liquidator, administrative receiver, administrator or other such officer over any of your assets, or your entry into any composition or arrangement with your creditors;

- h. if you are subject to a change of control ("control" being defined as in the Income and Corporation Taxes Act 1988) which, in the reasonable opinion of RTA or the Certification Body, is likely to have a detrimental effect on the integrity, goodwill or reputation of RTA, the Certification Body, the Standards or the Member Logos;
- i. in the event of an act of gross negligence or fraud on your part or the part of any of your Associates;
- j. if, after your certification has been suspended under Rule 50, you do not take the necessary action to rectify notified non-conformances within 3 months of such suspension;
- k. if you fail to pay any amount owing to RTA or your Certification Body under these Rules;
- l. if you, any of your Associates, any person involved in the day to day management of an Enterprise, holding, site, store or vehicle within your certification or any other person involved with livestock in relation to any such Enterprise, holding, site, store or vehicle, is banned from keeping livestock;
- m. if, being a milk producer member of the Red Tractor Dairy Farm Assurance Scheme, the dairy purchaser membership of that scheme of the dairy purchaser to whom you supply milk is terminated; or
- n. if RTA ceases to operate the Scheme.

For the avoidance of doubt, if your certification is withdrawn in respect of all relevant Enterprises, you shall automatically cease to be a Member.

Termination of Membership by Member

54. You may give notice in writing to terminate your Membership in the event of the voluntary or compulsory winding-up or liquidation of RTA, the appointment of a receiver, liquidator, administrative receiver, administrator or other such officer over any of the assets of RTA, or RTA entering into any composition or arrangement with its creditors.
55. You may at any time give notice in writing immediately to terminate your Membership. For the avoidance of doubt, this Rule 55 does not apply to milk producer members of the Red Tractor Dairy Farm Assurance Scheme.

Indemnity and Inadequacy of Damages

56. You undertake to indemnify RTA and your Certification Body against all liabilities, costs, expenses, damages or losses (including any direct or indirect loss of profit, loss of business, loss of goodwill, loss of reputation or consequential loss, and all interest, penalties and legal and other professional costs and expenses) suffered or incurred by RTA or your Certification Body arising out of or in connection with any event or circumstance referred to in Rules 53.a to 53.m (inclusive) or any other breach by you of these Rules.
57. Without prejudice to any other rights or remedies that RTA or the Certification Body may have, you acknowledge and agree that damages alone may not be an adequate remedy for any breach by you of these Rules. Accordingly, RTA and the Certification Body shall be entitled, without proof of special damages, to the remedies of injunction, specific performance or other equitable relief for any threatened or actual breach of these Rules.

Prosecutions, Regulatory Sanctions and Third Party Evidence

58. You must notify your Certification Body of any prosecution that has at any time been brought or is or is likely to be brought against you or any of your Associates, or in relation to any Enterprise, business, site, holding, store or vehicle owned or occupied by you or any of your Associates or referred to in a Membership or renewal application, which relates to any issues covered in the Standards, including food safety, product traceability, animal health, animal welfare, animal identification and movements, veterinary medicine records, trade description, animal transport, environmental legislation or relevant consumer protection legislation.
59. For the purpose of Rule 58, 'prosecution' shall include, in respect of farms, any penalty relating to Cross-Compliance requirements that directly relates to issues covered in the Standards.
60. You will be asked to sign a declaration relating to prosecutions and penalties in the initial Membership application form, renewal forms and other Scheme documents. Any information relating to such matters received by RTA or your Certification Body will be investigated and appropriate action taken.

Confidentiality and Data Protection

61. Your details will be treated in confidence save as set out below, and your personal data will be treated in accordance with the terms of our Privacy Policy. RTA and your Certification Body may however provide to any third parties who have a legitimate interest in knowing the same (including your customers and suppliers), details of your certification status (being full, suspended, withdrawn or a non-member), the date of your last Assessment, your certification expiry date and your certification renewal date. This information may be made available through the on-line Scheme Member Checker and lists of certified, suspended and/or withdrawn Members may be published by RTA from time to time.
62. If a matter arises which is or could constitute or lead to an infringement of any laws or regulations relating to the scope of Red Tractor either (a) by you or any of your Associates or (b) which is connected directly or indirectly

to you, your Membership or any Enterprise, you agree that any relevant regulatory or administrative body or agency, including the Food Standards Agency, the National Food Crime Unit, the Animal and Plant Health Agency, Local Authorities, the Rural Payments Agency, the Environment Agency, Natural England, any equivalent bodies in devolved regions of the UK and any of their respective successor bodies or agencies and any third party acting in good faith on their behalf or in their interests, shall be entitled to provide to RTA and/or your Certification Body any reports or documentation produced by such body, agency or third party in respect of the relevant matter (whether or not requested by RTA or your Certification Body) and that each of RTA and your Certification Body may request such reports and documentation from such bodies, agencies and third parties. Each such body, agency and third party shall be entitled to rely on your consent under this Rule 62 to the disclosure of such reports and documentation to RTA and/or your Certification Body.

63. Without limiting Rules 61 and 62, each of RTA and your Certification Body may transfer data and information about your certification and Membership to their respective successors, any transferee(s) of their respective businesses and any new operator(s) of all or part of the Scheme, provided such transferee(s) shall have the same rights and obligations with regard to such data and information as the relevant transferor(s).
64. RTA shall be entitled to produce and publish statistical reports drawing upon aggregated Scheme data, provided that individual performance data cannot be traced back to you.
65. Membership data may be retained on RTA's databases (subject always to the provisions of Rules 61 to 64) for ten years after you have ceased to be a Member (or such longer period as RTA reasonably considers necessary to enable it effectively to monitor trends in membership and performance).
66. RTA is entitled to receive copies of Assessment reports from your Certification Body.
67. In exceptional circumstances, where an assessor comes across evidence of an immediate and significant risk of unacceptable animal welfare practices, food contamination or environmental pollution, RTA and your Certification Body may each immediately notify any competent authorities, notwithstanding any other provision of these Rules or any other agreement you may have with either RTA or your Certification Body.

Member Logos

68. Using the Member Logos: For so long as you are a Member, you are entitled to indicate that you hold a certificate of conformity to the relevant Standards and, for that purpose only, you may refer to your operations (but only insofar as they are covered by your certificate of conformity) as 'Red Tractor Assured' and (subject always to Rules 69 to 73) use the appropriate Member Logo(s) on stationery and publicity materials (including on your website) provided that you follow all directions on the use of the Member Logos given from time to time by RTA or set out on the RTA Website at <https://assurance.redtractor.org.uk/standards/member-rules>. You agree to observe all such directions.
69. Farm Shops, Farmers Markets and food/drink product sales via all other channels, such as meat/vegetable/fruit box schemes, including online sales and use of Red Tractor supplied marketing materials: Subject always to Rule 70, if you sell your own Red Tractor Assured meat, fruit or vegetable food or drink products to the public, whether through your own farm shop, or at farmers markets or other events, or via any other channels, including online sales of meat/vegetable/fruit boxes via your website/apps, you are, for so long as you are a Member, allowed to use the appropriate Member Logo(s) in your shop, or on your market/fair stall, or within the content of your websites/apps for online sales which describes your Red Tractor Assured farm operations only and provided always that:
 - a. the relevant Member Logo(s) are only used in your own farm shop or on such stall in relation to Red Tractor Assured meat, fruit and vegetable food or drink products of your own farm and no other products (and the Member Logo(s) must be positioned carefully so that the public is not misled into thinking that those other products are Red Tractor Assured);
 - b. Member Logo(s) used in your website/apps are only used to describe your Red Tractor Assured farm operations and are not used to describe any products or displayed next to or in connection any product or price lists;
 - c. you follow all directions on the use of the Member Logos which may from time to time be given by RTA or set out on the RTA Website at <https://assurance.redtractor.org.uk/contentfiles/files/SchemeLogoRules.pdf>;
 - d. if you are a milk producer member and sell raw milk to the public, you may not use the Member Logo denoting your membership of the Red Tractor Dairy Farm Assurance Scheme (or use any other version of the Red Tractor logo or make any Red Tractor Assurance Claim) in any way whatsoever (including in relation to any marketing materials, whether your own or those supplied by RTA); and
 - e. if you are milk producer member and do not sell raw milk to the public, provided you comply with Rule 68, you may use the Member Logo denoting your membership of the Red Tractor Dairy Farm Assurance Scheme on your stationery and publicity materials (including on your website).



In addition, for so long as you are a Member (other than a milk producer who sells raw milk to the public) you may use marketing materials supplied by RTA to help promote the Scheme provided that you not do so in a way which might mislead the public in relation to the scope of your Red Tractor Assured products or activities or in a way which ties such materials to actual products.

70. Restriction on using the Member Logos or Red Tractor logo on food products, including on product packaging (including any meat/vegetable/fruit boxes or milk cartons or bottles): You may not use or print any Member Logos or any other version of the Red Tractor logo on, or apply any such logo or a Red Tractor Assurance Claim to, food packs (including any packaging such as meat/vegetable/fruit boxes, milk cartons or bottles) or use any such logo or make a Red Tractor Assurance Claim in connection with the sale of food or drink products (including online sales) unless you have a processors and packers licence issued by RTA. To apply for a processors and packers licence, go to <https://trade.redtractor.org.uk/apply-for-a-red-tractor-license/>.
71. The rights to use Member Logos under Rules 68 and 69 are limited to using the entire designation and in an identical form or forms to that or those directed by RTA from time to time. These rights are personal to you as a Member and may not be assigned, transferred or sub-licensed to any other person.
72. As a Member, you shall not use (or authorise or license others to use) the Member Logos and/or the Red Tractor logo or name in any way other than as expressly permitted in these Rules (or in a processors and packers licence granted to you) and you shall not use or authorise or license any other person to use any name, mark, sign or device which is or could reasonably be regarded as similar to the Member Logos and/or the Red Tractor logo or name; nor shall you file or cause to be filed any application for any trade mark or certification mark which is or could reasonably be regarded as similar to the Member Logos and/or the Red Tractor logo; nor shall you register or attempt to register any company in a name which is or could reasonably be regarded as similar to any of the names 'Red Tractor', 'Red Tractor Assurance', 'Red Tractor Assured', 'RTA', 'Assured Food Standards' or 'AFS'. You will not oppose or cause any oppositions to be filed to any trade mark or certification mark applications filed by or on behalf of RTA, nor object to or take any adverse action in respect of any of RTA's trade mark or certification mark registrations; nor will you register or attempt to register the Member Logos and/or the Red Tractor Logo or name, or any name, mark, sign, or device which is or could reasonably be regarded as similar to the Member Logos and/or the Red Tractor logo or name, anywhere in the world or otherwise cause any question to be raised concerning RTA's ownership of the Member Logos or the Red Tractor logo or name, or the validity or enforceability of such rights; nor will you do or say anything that could damage the goodwill and/or reputation of RTA, the Scheme Logos or the Red Tractor logo.
73. Your right to use any Member Logo and/or the Red Tractor name in accordance with these Rules:
 - a. may be terminated by RTA on one month's written notice;
 - b. may be terminated by RTA immediately on written notice if you fail to observe the provisions of these Rules or the directions of RTA with regards to the use of such logos;
 - c. will automatically terminate in so far as use of such logos on products is concerned if and for so long as your certification has been suspended; and
 - d. will automatically terminate if your certification has been withdrawn or your Membership is terminated for any reason or has expired (and is not renewed in accordance with Rule 29).

Limitation of Liability

74. Nothing in these Rules shall limit or exclude the liability of RTA or any Certification Body or any of their respective officers, employees, agents or subcontractors for (a) death or personal injury caused by the negligence of any such person; or (b) fraud or fraudulent misrepresentation.
75. Subject to Rule 74:
 - a. neither RTA nor any Certification Body, nor any of their respective officers, employees, agents or subcontractors, shall under any circumstances be liable, whether in contract, tort (including negligence), breach of statutory duty or otherwise, for any loss of profit, loss caused by business interruption, or any indirect or consequential loss suffered or incurred by a Member and arising under or in connection with the Scheme (including in relation to the administration of the Scheme, the carrying out of Assessments, any rejection of a Membership or renewal application, any suspension or withdrawal of certification or any termination of Membership);
 - b. neither RTA nor any Certification Body, nor any of their respective officers, employees, agents or subcontractors, shall under any circumstances be liable, whether in contract, tort (including negligence), breach of statutory duty, or otherwise, for any losses, liabilities, damages, charges, costs or expenses of whatever nature, suffered or incurred by a milk producer member as a result of or in connection with the purchaser of that milk producer member's milk having its dairy purchaser membership of the Red Tractor Dairy Farm

Assurance Scheme suspended or terminated in accordance with the Dairy Purchaser Membership Rules;

- c. the total liability to any Member of RTA and its officers, employees and agents in respect of all losses, liabilities, damages, charges, costs or expenses of whatever nature, suffered or incurred by that Member and arising under or in connection with the Scheme (including in respect of the administration of the Scheme, the carrying out of Assessments, any rejection of a Membership or renewal application, any suspension or withdrawal of certification or any termination of Membership), and whether in contract, tort (including negligence), breach of statutory duty or otherwise, shall not exceed £300,000 in aggregate in respect of all and any such claims arising in any period of 12 months ending on 31 March (provided that for this purpose a claim will be deemed to have arisen on the date on which the event, act or omission giving rise to such losses, liabilities, damages, charges, costs or expenses occurred); and
 - d. you shall not be able to recover from both RTA and your Certification Body for the same loss.
76. RTA is not a party to the contract you must enter with your Certification Body to govern its Assessment of your conformance (or non-conformance) to the Standards. Subject to Rule 74, neither RTA nor any of its officers, employees or agents shall under any circumstances be liable, whether in contract, tort (including negligence), breach of statutory duty or otherwise, for any acts or omissions of your Certification Body or its assessors or other agents in connection with that contract or the services proposed to be carried out under it by your Certification Body.
 77. The Member shall not be entitled (whether under these Rules and/or in respect of any other membership or licence the Member may have with RTA) to recover damages, or obtain payment, reimbursement, restitution or indemnity more than once in respect of the same loss, shortfall, damage, deficiency, breach or other event or circumstance.

Variation of Rules and Standards

78. RTA shall be entitled at any time to change and update the Standards and these Rules. You will be given notice of any the specific changes made to the Standards and when they will come into effect. When changes are made to the Rules, we will give you notice of that fact and confirm in such notice when the amended Rules will come into effect and how you can view and download or otherwise obtain the amended Rules. RTA and each Certification Body shall each be entitled at any time to change its operating procedures where, in its absolute discretion, it considers it necessary to do so. You will be given advance written notice of any such changes to operating procedures and of when they will come into effect.

Force Majeure

79. RTA shall not be liable to a Member if any delay or failure by RTA or its employees, officers, agents or independent contractors to perform their obligations under these Rules or any related agreement is the result of a Force Majeure Event. For the purpose of this Rule, 'Force Majeure Event' means an event beyond the reasonable control of RTA (or its employees, officers, agents or independent contractors) including acts of God, flood, drought, earthquake or other natural disaster, epidemic or pandemic, terrorist attack, civil war, civil commotion or riots, war, threat of or preparation for war, armed conflict, nuclear, chemical or biological contamination or sonic boom, any law or any action taken by a government, local or public authority, collapse of buildings, fire, explosion or accident, interruption or failure of a utility service.

No Waiver

80. A waiver of any right of RTA under these Rules is only effective if it is in writing and shall not be deemed to be a waiver of any subsequent breach or default. No failure or delay by RTA in exercising any right or remedy under these Rules or by law shall constitute a waiver of that or any other right or remedy, nor preclude or restrict its further exercise. No single or partial exercise of such right or remedy shall preclude or restrict the further exercise of that or any other right or remedy.

Notices

81. A notice given under or in connection with these Rules shall be in writing and:
 - (a) in the case of a notice to RTA, sent by email to Memberhelp@redtractor.org.uk or by first class post to RTA's registered office from time to time; and
 - (b) in the case of a notice to the Member, sent by email or first class post to the email or postal address set out in the Membership or renewal application (or such replacement email or postal address as may subsequently have been notified in writing to RTA) and, in the absence of any such addresses, by post to its registered office (in the case of a company) or last known business address in any other case.
82. A notice shall be deemed to be delivered by 9.00am on the second business day (excluding weekends and bank holidays) after posting in the case of first class post and on sending in the case of email.



Complaints and Appeal Procedure

83. If you wish to raise a formal complaint (such as a formal expression of dissatisfaction about RTA's personnel, services, decisions, contractors or the services of your Certification Body), you should supply details of the complaint and evidence supporting it in accordance with RTA's complaints procedure, a copy of which will be provided upon request (provided that where your complaint relates to an RTA decision or to the outcome of any appeal to your Certification Body your complaint must be sent to RTA within 14 days after the date of the RTA decision or (as the case may be) within 14 days after you have been notified of the outcome of the appeal to your Certification Body).
84. If you are not satisfied with the way your application, Assessment or any certification decision has been conducted, you may lodge an appeal in writing with your Certification Body within such period as your Certification Body may stipulate from time to time. All such appeals will be investigated and dealt with in accordance with the Certification Body's appeal procedure or, if so directed, RTA's appeal procedure. Copies of the relevant appeal procedure will be provided by your Certification Body (or RTA as appropriate) upon request.
85. Decisions taken by RTA to terminate your membership at any time are subject to a right to appeal in accordance with RTA's appeal procedure (which requires you to appeal within 14 days after the date of the RTA decision). Copies of the RTA appeal procedure will be provided by RTA upon request.

Entire Agreement, Third Party Rights and Governing Law

86. These Rules and the documents specifically referred to in these Rules as being available via the RTA Website (including the Standards) represent the entire understanding between you and RTA in relation to your Membership. You acknowledge that you have not relied upon any statement from RTA (written or oral) which is not contained in these Rules (or such documents) in applying to be a Member or renewing your Membership.
87. Subject to the rights of the bodies, agencies and third parties referred to in Rule 62 and to the rights of Certification Bodies as referred to in Rule 88, these Rules are not intended to benefit, or be enforceable by, anyone other than RTA and each Member.
88. Where a Certification Body is referred to in these Rules, the relevant Certification Body shall be able to enforce the rights expressly or impliedly ascribed to it to the fullest extent permitted by law. Furthermore, any successor to RTA (or any transferee of the business of RTA or of RTA's rights under and in relation to the Scheme) shall be entitled to enforce RTA's rights under these Rules and any successor to your Certification Body (or any transferee of the business of your Certification Body) shall be entitled to enforce your Certification Body's rights under these Rules.
89. These Rules and any disputes or claims arising out of or in connection with their subject matter or formation are governed by and shall be construed in accordance with English law. The courts of England have exclusive jurisdiction to settle any dispute or claim that arises out of or in connection with these Rules or their subject matter or formation.





Standing together for British agriculture

Our standards start with the consumer.

**We monitor what they value the most
about their food and understand what
they expect from farmers.**

**These values are translated in to practical
on-farm standards so Red Tractor farmers
can demonstrate they are producing what
consumers want.**

Certification Bodies

Your routine point of contact with the Scheme is through your Certification Body.

Certification Bodies are licensed by Red Tractor to manage membership applications and to carry out assessment and certification against the Standards. The table below shows which Certification Bodies apply to each enterprise.

Certification Body	Beef and Lamb	Dairy	Combinable Crops and Sugar Beet	Fresh Produce	Pigs	Poultry		
						Chickens	Turkey	Duck
NSF	✓	✓	✓	✓	✓			
SAI Global	✓	✓	✓	✓		✓	✓	✓
Lloyd's Register	✓	✓	✓	✓	✓			
NIFCC (Northern Ireland)		✓				✓		
QWFC (Wales)		✓						



NSF Certification

Hanborough Business Park, Long Hanborough, Oxford OX29 8SJ
Tel: 01993 885739 Email: agriculture@nsf.org Web: www.nsf-foodeurope.com



SAI Global Assurance Services Ltd

PO Box 6236, Milton Keynes MK1 9ES
Tel: 01908 249973 Email: agrifood@saiglobal.com Web: www.saiglobal.com/assurance



Lloyd's Register

6 Redheughs Rigg, Edinburgh EH12 9DQ
Tel: 0131 335 6643 Email: redtractor-ca@lr.org Web: www.lr.org/uk



NIFCC [Northern Ireland]

1A Lissue Walk, Lissue Industrial Estate (East), Lisburn, Northern Ireland BT28 2LU
Tel: 028 9263 3017 Email: info@nifcc.co.uk Web: www.nifcc.co.uk



QWFC [Wales]

PO Box 8, Gorseland, North Road, Aberystwyth SY23 2WB
Tel: 01970 636688 Email: info@wlbpc.co.uk Web: www.wlbpc.co.uk

T: 0203 617 3670

E: memberhelp@redtractor.org.uk

www.redtractorassurance.org.uk



Farming Help

03000 111999

Confidential help for all in the farming community

The Farming Help Partnership is supported by



THE PRINCE'S
COUNTRYSIDE
FUND



Helping farmers with disaster relief and affordable rural housing.



Practical and pastoral support for farmers and families within the farming community.



Helping farming people of all ages with a wide range of financial and practical support.



Supporting people from Scottish agriculture emotionally, practically and financially in times of need.